

Emergency appeal final report

Haiti: Earthquake Recovery

Emergency appeal no. MDRHT008
GLIDE no. EQ-2010-000009-HTI
Final Report
18 November 2015

Financial summary: The overall budget for this appeal was 241,515,052 Swiss francs (CHF) with coverage at 98.5 per cent

[<Click here to view the attached final financial report >](#)

A drainage system running through a neighbourhood in Delmas 30 was rehabilitated and secured using metal grills and the installation of solar street lighting. Source: IFRC



Appeal history

Date	Activity
January 2010	Disaster Relief Emergency Fund (DREF): CHF 500,000 were initially allocated from the Federation's DREF to support the Haiti Red Cross Society (HRCS)'s response.
13 January 2010	A preliminary emergency appeal for CHF 10.1 million was launched to support the HRCS's immediate delivery of life-saving assistance to 20,000 families for nine months.
16 January 2010	A revised preliminary emergency appeal with a revised budget of 105.7 million Swiss francs to assist up to 60,000 families for three years was issued.
9 February 2010	Operations update No 5 was published, reflecting revised objectives for the six-month relief phase of the operation under the plan of action, as well as a revised budget of CHF 218.4 million.
5 October 2010	A summary of the revised plan of action was issued, with a total budget of CHF 314,329,971 Swiss francs.
29 December 2011	A revised summary plan of action was issued on 29 December 2011 to reflect the transition from the emergency relief to the recovery phase of the operation.
25 February 2013	A revised summary plan of action for the recovery phase with an adjusted budget of CHF 274,347,516 was issued.
13 June 2013	Operations update No. 34 was issued announcing the change from publishing quarterly updates to issuing six-month updates. Audited financial statement for 2012 here .
30 August 2013	Operations update No. 35 was published.
5 February 2014	Operations update No. 36 announced that the appeal would focus on supporting the National Society and on the right-sizing of the operation along with the revised 2014 budgets reflecting this activity. Audited financial statement for 2013 here .
27 July 2014	Operations update No. 37 was issued announcing the end of the emergency appeal for the earthquake response on 31 December 2014.
2015	Final report focused on all ongoing operations post emergency phase until December 2014.

Programme summary: Since the January 2010 earthquake, when 1.5 million Haitians were displaced from their homes, there has been a 94 per cent decrease in the number of internally displaced persons and a 93 per cent reduction in the number of sites or camps still housing displaced populations.

Integrated Neighbourhood Approach (INA): Relocation and resettlement activities continued until the end of April 2014 and follow up on the relocated households also took place within this time period, which has enabled the IFRC to document lessons learned, good practices and to measure the value added by this programme to the targeted households. The IFRC Return-and-relocation projects have contributed considerably to the decrease in internally displaced persons (IDPs) sites.

The Haiti earthquake operation used 20 per cent of the total Red Cross funds to provide safe and improved shelter solutions to more than 44,000 households, including the completion of repairs and retrofit work for 168 damaged houses in the targeted neighbourhoods of Carrefour-Feuilles and Delmas. A total of 30,156 permanent reinforced concrete houses were built by the United States for International Development (USAID) and handed over to EPPLS¹. In addition, more than 91,000 households were reached with an increased availability of safe water through the rehabilitation and/or creation of water sources, and approximately 39,000 households have access to improved sanitation facilities.



The Ravine rehabilitation work BEFORE and After as part of the implementation of the second phase of the Integrated Neighbourhood Approach programme in the Commune of Delmas 7, 9, 11 and 13.

The INA team concentrated on finalizing final payments for unconditional grants, conducting monitoring visits for relocated households as well as supporting various training sessions. The team also led a monitoring process that involved meeting with identified households to discuss progress made and to follow-up on the relocation grants provided by the IFRC.

Rural programmes (Leogane): The IFRC Community Health Project completed an end line survey and the results were presented to community facilitators in each of the programme's communities in October 2014. The results showed that community facilitators were satisfied with the positive changes achieved through the project and acknowledged that work is still required in order to deal with some of the community's key health issues. A final evaluation was also conducted to assess programme effectiveness and efficiency. This evaluation also gathered the lessons learned from the programme, and it will contribute to better integrated intervention approaches in future operations.

HRCS health and care: During the reporting period, the IFRC continued to provide technical support for the implementation of HRCS Health programme activities. A total of 2.8 million people were reached with Community Based Health and First Aid (CBHFA) activities, which involved training in Epidemic Control for Volunteers and Cholera related interventions. As of December 2014, 25 health centres were newly built and/or rehabilitated, serving an estimated 1.6 million people. Psychosocial support was provided at camps during the summer period and HRCS volunteers continued with the sensitization of the population on HIV/AIDS prevention, anti-stigmatization and discrimination. Due to the significant increase in the number of chikungunya cases in Haiti, a new emergency operation was approved and launched in quarter 3 to respond to this challenge.

HRCS Disaster Risk Management (DRM): During the reporting period, four Community Intervention Teams (CITs) were established: two in Haut Artibonite and two in Haut plateau and community early warning systems were set up in each of these two communities, so as to assist them to be better prepared for disaster situations.

¹ Enterprise Publique pour la Promotion des Logements Sociaux (EPPLS)

The selected CITs were equipped with relevant materials, and the local committees of Ganthier, Anse-à-Pitres, Belladères and Ouanaminthe were involved in the distribution of materials for rapid intervention, marketing and branding, communication and protection. Several training sessions were conducted on the Education, Organization and Community Preparedness for Disaster Risk Reduction (EOPC) Module and on the Early Warning System (EWS) process for the selected CIT members and for volunteers at the institutional level. Sessions were provided in order to improve their capacity for disaster risk management. Training sessions on Open Data Kit (ODK) and Mega V were also conducted for HRCS trainers and volunteers.

In preparation for the 2014 hurricane season, the contingency plans for the South-east, North, North-east and North-West departments were revised with support from the Canadian Red Cross Society and from the other Partner National Societies (PNS) in country.

With funding received from the Republic of Korea National Red Cross, the HRCS renovated and extended the regional office at Gonaives and erected a fence in Hinche. This activity sought to improve the local infrastructure and enhance the working environment so that volunteers and staff would be better able to respond to the communities' needs. For example, in Gonaives, the extension resulted in creating separate office space for the management, DRM and health teams of the Regional Branch in Gonaives and the fence in Hinche is part of a 50 year free donation to the Regional office of land use in the area for Red Cross activities.

In the fourth quarter of 2014, several activities took place including the development of a flood action plan for Saint-Marc, refresher trainings for HRCS Trainer of Trainers (ToT), Department of Civil Protection (DPC) and HRCS volunteers, and the distribution of non-food items in Arcahaie, Mérotte and Barriere Pois, where the HRCS ambulance service was also active.

All the programmes mentioned above were being supported by the Movement Cooperation and Operations (MCO) Unit with respect to programme coordination, capturing of lessons learned, ensuring that legal issues were addressed (Disaster Law), supporting planning, monitoring evaluation and reporting (PMER) processes as well as information management. Support was also being received from finance, administration, logistics, human resources management, communications, information technology and security.

The emergency appeal for the earthquake response ended on 31 December 2014. The remaining resources were directed to the 2015 development operational plan (DOP) for Haiti. Based on the HRCS's priorities, the IFRC will oversee all support of the National Society's programmes through a proactive strategy that will develop local solutions, capacities and competencies for programmes that are sustainable, meets the needs of the most vulnerable and contributes to increased resilience in local communities. More specifically and to achieve these objectives, the IFRC through its DOP will in 2015 concentrate on the following key action points:

- The provision of support to the National Society in the construction of its five-year vision and National Strategic Plan (2016-2020).
- Mobilize and generate resources domestically and raise funds internationally - to reduce overdependence on a single source of funding and strengthen their response capacity.
- The provision of support so as to strengthen the core structure as presented in the newly adopted organigram of the National Society, regardless of fluctuations in the funding of projects and programmes.
- Promote the Movement's Fundamental Principles and Humanitarian Values: It is essential to respect and promote the Fundamental Principles and Humanitarian Values, ensuring that HRCS is regarded as an impartial, neutral and independent actor in its context.
- Support the HRCS in its role as an auxiliary to the government and as a member of the International Red Cross and Red Crescent Movement.
- Based on the HRCS priorities, the IFRC Country Representation will support the National Society in its efforts to operationalise the IFRC community resilience approach and adopt it to the Haitian context.
- The National Society will also receive support for its business and branch development and with the improvement of its volunteer management systems.
- Support the Haitian Red Cross strengthening the management of the four departments incorporated into the national society i.e. beneficiary communication, information technology and telecom (IT&T), security, warehouse management, fleet and workshop and full administration of the premises.

An exit strategy is yet to be developed for the IFRC. This issue will be discussed during intended IFRC operational planning workshops in 2015. The National Society has however been encouraged to develop their business plan in the context where PNSs are currently ending their support to the HRCS and where it will be important for the National Society to start developing their resource mobilization activities.

Financial Summary

The overall budget was CHF 241,515,052. A total of CHF 241,342,790 was received in income. Of this amount, CHF 238,158,104 was spent, leaving a balance of CHF 3,184,686.

Of the total expenditure, CHF 81,454,759 was spent on relief items, construction and supplies; CHF 4,868,857 was spent on land, vehicles and equipment, while CHF 24,016,365 covered costs that enabled the delivery of assistance to beneficiaries, such as logistics, distribution and monitoring. A total amount of CHF 2,633,918 was spent on workshops & training. Finally, CHF 72,340,082 was utilized for personnel costs (including salaries for volunteers, HRCS and IFRC staff supporting the operation).

It was recommended that the remaining balance of CHF 3,184,686 will be transferred to the 2015 Development Operational Plan for Haiti.

Partners and donors who have any queries or require further clarification regarding this reallocation of funds are kindly requested to contact the IFRC within 30 days of postage of this report.

[Click here to view final financial report of the operation.](#)

The situation

More than four years after the devastating earthquake in Haiti, the number of individuals remaining in displaced persons camp sites continues to decrease. As of December 2014, the International Organization for Migration (IOM)² latest Displacement Tracking Matrix (DTM) reports that an estimated 21,218 internally displaced persons (IDP) households or 79,397 individuals still reside in 105 IDP sites, which represents a decrease of 94 per cent in the number of Haitians displaced and a 93 per cent decrease in the number of sites still housing displaced populations. From October to December 2014, return programmes offering rental subsidies were responsible for the closure of 18 sites and the relocation of 900 households. No camps were closed due to evictions or by spontaneous returns during this period.

Haiti lies directly in the path of a hurricane corridor, and it is pummelled every rainy season by tropical storms that destroy the country's crops and infrastructure. Following the 2010 earthquake, two powerful storms (Tropical Storm Isaac and Hurricane Sandy) impacted Haiti and surrounding islands causing human and material damages, including the death of more than 50 people, numerous injuries and leaving several persons missing. While the hurricane season in 2014 was relatively inactive, heavy rainfall starting at the beginning of November caused flooding and landslides in northern Haiti, killing 17 people. This phenomenon has resulted in more internal displacement, a higher mortality rate and greater infrastructural damage in Haiti than any other environmental disaster or climate-related source of degradation.

The cholera epidemic in Haiti has affected a significant number of people with around 706,089 suspected cases and an estimated 8,592 deaths reported from October 2010 to 30 August 2014 by the Haitian Ministry of Public Health and Population (MSPP). Despite a significant reduction in the incidence of cholera, Haiti continues to host the largest cholera epidemic in the western hemisphere. Concerted Haitian and international efforts have succeeded in significantly reducing the toll of the epidemic. However, despite the progress that has been made, structural issues, including weak water, sanitation and health systems, enable cholera, acute diarrhoea or other waterborne diseases to persist. Haiti has fallen further behind the rest of the region in sanitation coverage, with the most excluded population in rural areas. Cholera is still an emergency in Haiti and efforts need to be pursued to sustainably eliminate the disease.

Since the confirmation of the first cases, the Chikungunya virus spread rapidly within the departments and provinces in Haiti causing an increased demand for health care. Accordingly, it was necessary for the health care services to adapt to meet the increased demand without compromising the quality of care for other prevalent diseases such as dengue.³ To support the Government of Haiti the Haitian Red Cross requested a Disaster Relief Emergency Fund (DREF) allocation which it used to reach 151,979 people with information about Chikungunya and to decrease the myths and taboos around this disease.

Politically, the elections in Haiti have been delayed since 2011. Haiti's capital has endured a growing number of violent demonstrations due to the long-delayed elections and calls for the resignations of Prime Minister Laurent Lamothe and President Michel Joseph Martelly, who have been under pressure to hold elections. Following Laurent Lamothe's resignation, Evans Paul was nominated as the new Prime Minister.

² Press released posted on Friday 9 January 2015

³ http://www.paho.org/hq/index.php?option=com_docman&task=doc_view&gid=25702+&Itemid=999999&lang=en

In 2013, the Constitutional Court of the Dominican Republic issued the Judgment "TC 168/13" resulting in withdrawal of nationality from a population estimated at 400,000 people. On 22 May 2014, the Dominican Congress passed legislation establishing a registration procedure for the regularization of persons of foreign origin born in the Dominican Republic between 1929 and 2007 or "Ley de Régimen Especial y Naturalización 169-14." June 17 2015 is the deadline for persons to engage in this registration procedure and it is estimated that the result will be a population of more than 250,000 persons of Haitian origin without civil documentation.

The issue of illegal migration between the Haitian and Dominican Republic's borders is not a new one. Tensions over migration have however increased. This situation has affected the diplomatic relationship and the economy between both countries, and has aggravated social unrest. The HRCS has been at the frontline of humanitarian response in cooperation with the IFRC and other stakeholders providing humanitarian, social and medical assistance to displaced populations because it is an institutional task of the National Society. It is anticipated therefore that should there be the need; the HRCS will seek to address this challenge through activities that are in line with the IFRC's migration policy.

Coordination and partnerships

The IFRC facilitates coordination within the Movement and with external partners including government authorities, UN agencies, international, national, and non-governmental bodies. The Movement partners adhere to and work within the framework of all coordination mechanisms as stated in the Movement Coordination Framework (MCF) signed on April 2010 between the HRCS, the International Committee of the Red Cross (ICRC) and the IFRC along with 22 PNS who signed the Annex to the Memorandum of Understanding.

The RCRC Movement continued to encourage active participation with its internal and external partners. The revised Movement Coordination Framework (MCF) was approved and adopted in a Partners coordination meeting which took place in August 2014. During the reporting period, coordination meetings were held in line with the revised MCF and the HRCS took on a leadership role in this process.

The HRCS continued to work closely with the DPC to coordinate and respond during the disaster and with the MSPP for health-related interventions. Collaboration with the government and international humanitarian actors including the UN system took place through the various coordination mechanisms such as the International Community Support Group (GACI⁴).

With regard to the implementation of a plan of action for the bilateral agreement between the **Dominican RC and the Haitian RCS** on disaster preparedness, disaster management and disaster risk reduction in the borders between the two countries, a border-area meeting with representatives from the two NSs and the IFRC and the ICRC is being organized for mid-February 2015.

National Society capacity building: The IFRC team welcomed the head of NSKD in June of 2014. It was anticipated that the support to be provided by NSKD department would strengthen HRCS's capacity in critical management and technical functions based on its needs. One essential point of focus was the provision of insurance to 1,000 HRCS volunteers. PNSs were also invited to contribute to this initiative with the aim to insure 5,000 volunteers in 2015. A NSKD plan of action was agreed upon with the HRCS along with a budget and MOU to be drafted for 2015. Several meetings were completed to discuss the HRCS's development strategy, including a meeting with the PNSs and the ICRC, to identify and select the HRCS branches most in need of support and development.

During the reporting period the IFRC planning, monitoring, evaluation and reporting (PMER) department facilitated two training sessions for regional HRCS Branches in Miragoane (Nippes department) and Petit-Goave. Both sessions were requested by the German and Norwegian Red Cross Societies respectively. Mentoring and coaching sessions also took place at the HRCS headquarters in Port-au-Prince. Plans currently are under way to continue with follow-up mentoring and coaching visits in the North and North West.

Red Cross and Red Crescent action

Overview

The last Plan of Action covered activities for the period of July 2011 through to December 2013. Beyond this date programme implementation period is extended until 2015, based on long term programming in support of the Haitian Red Cross. All community-based programmes functioning post the end of 2013, continued to support the transition of affected communities from "camp to community" through restoring neighborhoods and supporting individuals who remained in camps to transition out into safer environments.

⁴ In French: Groupe d'Appui de la Communauté Internationale (GACI)

Given the context of transition from a large post-earthquake operation to a more targeted focus of core sectors of the National Society, the IFRC supports national society development and the implementation of the Haitian Red Cross' (HRCS) five-year national plan, aligned with the March 2012 Montrouis commitments as part of the Red Cross Inter-American Framework for Action 2012-2016.

The operation's programmes continued to be structured on two pillars. **Pillar One** composed of the IFRC recovery programming through the multi- sector Integrated Neighborhood Approach programme; the Return and Relocation Programme and the Camp Mitigation Programme in Port au Prince and the Water and Sanitation and Health activities in Leogane. Programming in **Pillar Two** intended to strengthen the Haitian Red Cross at headquarters level with particular attention to the National Society's Disaster Risk Management (DRM) and Health departments.

Operations Update numbers 36 and 37 respectively, details the progress made including key results from November 2013 to March 2014 and therefore covers the period up to the end of the above mentioned plan of action. The following tables will provide a summary of achievements made under each pillar until December 2014, but will highlight only the outcomes of activities implemented during this period – which signaled the end of the Earthquake Operation. Achievements were focused mainly on health programme activities and on the support provided to HRCS led programming.

See [Annex 1](#) for graphical information reflecting the percentage of achievements reached per target area. Reference can also be made to the annual federation wide report, [Haiti earthquake Five-year progress report](#) which spans Red Cross Red Crescent actions from January 2010 to November 2014, reflecting five years of emergency and recovery operations.

Progress towards outcomes Earthquake Recovery Operation - From camp to community

Pillar 1: Earthquake Recovery Operation - From Camp to Community

Rural Programmes: Health and Care (Leogane)

PROGRAMME GOAL: Contribute to improving the health status among identified communities in Leogane.

OUTCOME: To significantly strengthen the capacity of 6,500 families in two (2) sections of Leogane in preventing common health problems/risks in emergency and non-emergency situations by using the CBHFA approach

Progress: During the reporting period, CBHFA facilitators engaged in sensitization activities on health topics that were relevant to the local community. Households received mosquito nets and condoms, and facilitators received training in First Aid. Refresher training courses were also conducted in August 2014 for community supervisors and active community facilitators on the topics of Maternal and Child Health (MCH), HIV/AIDS and Sexually Transmitted Infections (STIs).

Key Indicators (CBHFA)	Target	Cumulative Total Achieved
Total # (cumulative) of people reached by community-based health and first-aid services.	36,000	36,618
Total # of group awareness sessions organized by CBHFA Facilitators on key health issues (Vector borne diseases, HIV/AIDS, First Aid, Mother and Child Health-MCH and PSP).	7,200	16,816
Total # of Home visits conducted by IFRC/HRCS staff and Community Facilitators equipped with the CBHFA standard checklist.	27,000	67,727

Key Indicators (Maternal and Child Health)	Target	Cumulative Total Achieved
# of group awareness sessions about MCH organized by CBHFA community facilitators	2,000	2,773
# of home visits about MCH conducted by IFRC/HRCS staff and community facilitators equipped with the CBHFA standard checklist.	10,000	10,697

Key Indicators (Vector / Water Borne Diseases)	Target	Cumulative Total Achieved
# of mosquito nets distributed in households	20,000	25,501
% of households who received a mosquito net and who are using the net.	90%	81.1%
# of group awareness sessions about vector/water borne diseases organized by CBHFA community facilitators	3,000	4,762

Key Indicators (STI and HIV/AIDS)	Target	Cumulative Total Achieved
# of group awareness sessions about STI and HIV/AIDS organized by CBHFA community facilitators	4,000	4,427
# of home visits about STI and HIV/AIDS conducted by IFRC/HRCS staff and Community Facilitators equipped with the CBHFA standard checklist	16,000	15,652
# of condom distributed	600,000	825,564

Key Indicators (Fist Aid/Psychosocial Support)	Target	Cumulative Total Achieved
# of community members who have a basic First Aid training	2,500	1,010
# of community facilitators who have been trained in First Aid	520	468
# of community members referred to PSP team in Leogane	12	0

Challenges:

The goal of sustaining CBHFA activities after the end of the project has to be achieved with the support of the HRCS. Several meetings have been carried out among/between HRCS branch members, project staff and community facilitators about the integration of community facilitators into the HRCS volunteer system since the HRCS Léogâne branch was established in May 2013. Although the idea was well received by HRCS branch and community facilitators, the HRCS volunteer registration process has not commenced due to HRCS management issues.



CBHFA community meeting May 2014. Source: IFRC

PILLAR 2: National Society Development

HRCS: Health and Care

PROGRAMME GOAL: To significantly strengthen the capacity of target communities to prevent and manage injuries and common health problems in emergency and non-emergency situations.

OUTCOME: The HRCS has improved capacity to implement Emergency Health programmes and activities for 60,000 people

Progress: The Emergency health team were engaged in activities in six HRCS branches: The west, south-east, north, north-west, north-east and south. For the reporting period, 190 HRCS volunteers were trained in the Epidemic Control for Volunteers (ECV) methodology. Activities involved information on the prevention of communicable diseases, the distribution of hygiene, emergency and Cholera kits, door to door sensitization on Cholera prevention, hygiene promotion, the referral of cases to health centres and on establishing emergency response teams (ERT). HRCS volunteers were able to reach 151,979 people with messages about preventing Chikungunya and 35,734 people with messages about preventing malaria and diarrhoea using the ECV approach. The HRCS volunteers were also able to reach 252 people through condom distribution and first aid activities during the Flowers Carnival period.

Key Indicators	Target	Cumulative Total Achieved
# of Haitian Red Cross Society volunteers trained in epidemic control for volunteers	3,000	1,898
# of communities' Epidemic response teams active in regions.	13	10
# of the beneficiaries who receive messages about preventing malaria and diarrhoea using the ECV approach.	60,000	133,097

Challenges: Due to delays in the signing of the MoU some of the planned activities were not implemented.

OUTCOME: The psychosocial well-being and resilience of the 24,000 members of the Haitian community has improved.

Progress: During the period under review, 785 beneficiaries benefited from the PSP activities through ten summer camps were conducted in the Metropolitan area.

Key Indicators	Target	Cumulative Total Achieved
# of guided workshop sessions for children that have been facilitated by HRCS PSP volunteers	736	142
# of guided workshop sessions for adolescents that have been facilitated by HRCS psychosocial support volunteers	736	30
# of summer camps organised in cooperation with Disaster Preparedness and Disaster Response (DPDR), and other HRCS Health sectors	20	27
# of victims of violence referred to appropriate medical, legal, and/or psychological services providers by HRCS psychosocial support volunteers	92	5
# of beneficiaries with special psychological needs referred to professional practitioners (psychotherapy, therapy) by HRCS PS volunteers	35	0

Challenges: Most of the planned activities were not implemented. The Memorandum of Understanding (MoU), was not signed which led to further administrative delays. Technical supervision was lacking at the Branch level and they were therefore unable to fully organize, coordinate, follow up or report on intended project activities.

OUTCOME: The HRCS has improved capacity to prevent, mitigate and respond to violence in the community, and across its teams.

Progress: The Violence Prevention, Monitoring and Response (VPMR) project ended in February 2014 with more than 6,000 people reached through sensitization activities, prevention concepts, stress relief and conflict management.

Key Indicators	Target	Cumulative Total Achieved
# of individuals participating in protection activities reporting possible behavioral change	2,430	6,145
# of police, members of the judiciary, medical services and members of the media participating in an educational activity on VPMR	675	86
# of employees of the HRCS trained in VPMR	40	59
# of volunteers of the HRCS trained in VPMR	1,000	764
# of partnership agreements developed with local association working in protection	2	2

Challenges: With the end of activities, the National Society was unable to mobilize the necessary funds in order to continue with VPMR initiatives.

HRCS: Disaster Risk Management (DRM)

PROGRAMME GOAL: Reduce community-level risks and disaster impact through enhanced disaster risk management capacity of the Haitian Red Cross (HRCS) at local, regional and national levels.

OUTCOME 7.1: Vulnerable communities have increased knowledge, skills and resources to conduct disaster mitigation, preparedness and response activities.

Progress: The HRCS/DRM team was able to strengthen regional capacities by training a total of 58 CIT members in the use of the EWS equipment. This was done in Haut Plateau Central Hinche Region and Haut Artibonite. These teams received EWS materials that included flags, megaphones and sirens, which serve to assist the communities to be better prepared when disasters strike.

Key Indicators	Target	Cumulative Total Achieved
# of community intervention teams trained and equipped between 2012 and 2015 in 13 regions.	33	19
# of Early Alert Systems installed and working in 13 regions between 2012 and 2015.	33	31
# of schools where "Protected School" Methodology is applied in 13 regions from 2012 to 2015.	29	0

Challenges: Because the finance and administration systems are centralised at the HRCS headquarters level, they continue to experience difficulties coordinating branch activities. This leads to delays in payment which then results in delays with the implementation of activities and adds an additional burden on DRM programme managers who must also deal with these issues along with the technical aspects of the programme.

OUTCOME 7.2: Enhanced institutional Haitian Red Cross capacity for risk and disaster management at national and community levels



CIT members trained on EWS – June

Progress: With funding received from the Republic of Korea National Red Cross, renovations and an extension of the HRCS regional office in Gonaives was completed. At the Hinche regional branch, a fence was constructed around a regional warehouse to provide additional security and protection given that this warehouse is located outside the provincial capital. Land was also donated with no cost to the HRCS for the next 50 years and the NS wishes to use it for training purposes.

With DIPECHO funding the HRCS National Training Centre was able to train 52 HRCS volunteers on the Introduction and Application of the Sphere Project. This will increase their capacities to train community members in different disaster preparedness mechanisms.

Key Indicators	Target	Cumulative Total Achieved
# of HRCS volunteers annually trained and equipped until 2015 at national level in fields like aquatic rescuing, basic and advanced first aid, disaster management and Sphere standards	70	75
# of regional branches equipped to respond in emergencies like floods and in aquatic environment	5	3
% of regional branches with their annually revised action and contingency plans.	100%	38%
# of people trained by the HRCS training centre on disaster risk management topics	6,000	6,159

Challenges: Arrangements were made for volunteer training in advance aquatic rescue but the sessions never came to fruition. This type of training will be considered in future planning.

An enabling Environment: Support to Programmes

Livelihoods: The Livelihoods component of the program ended its support to the HRCS branch committee members in Saut-d'Eau. Follow up and monitoring the progress of this income generating activity for the Saut-d'Eau branch will be done by the regional office in Panama commencing with a visit to the branch early in 2015.

Settlement: With the support of the Canadian Red Cross, a case study on the impact of the regulatory barriers to providing emergency and transitional shelter after disasters was completed. The document explains the practical approaches that humanitarian organizations in the field ought to adopt to overcome these barriers; and provides clear recommendations to the government of Haiti to address those legislative gaps that could affect the provision of emergency shelter in the aftermath of a disaster (such as land tenure issues, expropriation and conflict resolution) and be better prepared for future emergencies. This document would be finalised and presented to the local agencies responsible for shelter and settlement such as the Unité de Construction de Logements et de Bâtiments Publics (UCLB)⁵, and the Système National de Gestion des Risques et des Désastres (SNGRD)⁶, in early 2015.

Disaster Risk Management: The DRM technical committee has been dynamic in its contribution to the humanitarian agenda especially in terms of building resilient communities. There has been continuous collaboration among the Movement partners on the point of supporting the HRCS so that it can take the lead on DRM issues. The IFRC Strategic Relations and Cooperation Unit was key in the support it provided to the National Society and it has since taken the lead in managing the technical committee. The key focus for DRM activities in 2014 was on the development of processes for contingency planning for 5 HRCS branches such as: Nippes, South-east, North, North-east and North-west.

PMER Capacity Building and Evaluations: In this reporting period, the IFRC planning, monitoring, evaluation and reporting department in collaboration with HRCS, facilitated two training sessions. The first took place in July 2014 in Miragoane (Nippes department) with the participation of 26 HRCS regional and local members and the second in September in Petit-Goave (West department) with participation of 19 HRCS regional, local members, and Norwegian Red Cross staff. Both sessions were requested by the German and Norwegian Red Cross Societies respectively. Mentoring and coaching sessions also took place at the HRCS headquarters in Port-au-Prince.

In addition, a final evaluation of the Health and Water and Sanitation program in Leogane was conducted and proposed to assess the relevance and appropriateness of the programme in terms of population needs, effectiveness of implementation and the sustainability of the interventions post implementation. The evaluation also sought to assess the cooperation modalities between the IFRC and the Japanese Red Cross Societies, as linked to the programmes implemented by these two movement partners. The Final Evaluation report was received in December 2014. To conclude the process in accordance with the IFRC Evaluation Framework a management response matrix was prepared and it will be shared with internal RC management for their input and comments in January of 2015.

Water and sanitation: The water and sanitation technical committee was jointly managed by the American Red Cross and the HRCS. Regular committee meetings are ongoing.

Communications and Beneficiary Communications: The communications department assisted in the review of process indicators on accountability to beneficiaries for the cholera appeal for Haiti and the Dominican Republic. Several communications pieces for the IFRC website, the IFRC Bulletin-Americas zone as well as the Haitian Red Cross website were produced for the fifth year commemoration of the January 2010 earthquake. The communications team assisted in providing case studies and photos for the fifth-year progress report. Web stories were published on the IFRC website as well as links shared to view films produced and uploaded to IFRC/HRCS social media.

Annex 2 Provides the links to articles published for the period under review.

Information campaigns on a range of subjects were finalized following open discussions with partners on the utilization of beneficiary communications tools such as radio broadcasts, sound truck messaging, Integrated Voice Response (IVR) systems and short messaging service (SMS).

The Beneficiary Communications focus was more on the sustainability and success of the program once the HRCS was able to take the lead on these processes. Training sessions on practical tools (IVR and TERA⁷) were conducted and 5 HRCS colleagues participated and were able to practice live. The HRCS became administrator of the system and could now create new accounts for their staff for the daily management of the system.

⁵ Housing Construction and Public Buildings Unit

⁶ The National Disaster and Risk Management System

⁷ Trilogy Emergency Relief Application

Humanitarian diplomacy: For the period under review, the **Haitian RC** and its in-country Movement Partners discussed and accepted the recommendations made to revise the Movement Coordination Framework. The Haitian RC has since taken the lead to organise Partner Coordination meetings and all partners have provided their input.

In December 2014, a new coordination mechanism was put in place and all Movement partners endorsed the renewed Framework for Coordination and Cooperation. A new tri-partite agreement will be drafted to support this framework and is expected in the first quarter of 2015. The agreement will recognize the Haitian Red Cross as the lead organization in all the bilateral and multilateral cooperation in Haiti. It will focus on Movement Coordination and Cooperation in Haiti will provide a framework for partners to coordinate and build partnerships with a view to:

- Maximizing the overall strength of the Movement to meet its humanitarian mission in Haiti
- Strengthening the HRCS to build sustainable capacities to effectively deliver quality humanitarian services
- Preparing an effective response in situations of natural disasters, other emergencies and situations of violence in a safe way

The Chikungunya operation in Haiti ended in November 2014, with 15,979 people benefiting from the project's activities. The main technical output of the project was the inclusion of vulnerable groups (children, women living with HIV) in prevention and promotion activities and promoting them as active facilitators in their own communities. At the same time, the Cholera appeal continues to provide coordinative support to the **Haitian RC** and to the six implementing PNS (French RC, German RC, Japanese RCS, Norwegian RC, Spanish RC and Swiss RC) in 6 departments of the country, as well as to the **Dominican RC**. The program ensures collaboration and that examples of best practices are shared through regular/monthly meetings with the MSPP, the Haitian National Directorate for Portable Water and Sanitation (DINEPA) and other non-Movement partners, such as UNICEF, PAHO/WHO and IOM.

Disaster Law (DL): With active Haitian Red Cross and IFRC participation, two inter-agency committees were established. The first functioned to draft a ministerial or inter-ministerial resolution creating an interagency task force aimed at reducing the time required to clear humanitarian goods through customs. The second would draft a ministerial or inter-ministerial resolution establishing standard operating procedures to be followed by the Haitian authorities and humanitarian organisations, with regard to massive movements of migrants or expelled migrants on the border between Haiti and the Dominican Republic. These strategic operational procedures have yet to be adopted by the Haitian authorities.

In August 2014, the IFRC welcomed a specialized legal consultant who would contribute through the HRCS, to the efforts being made by the "Housing and Public Buildings Construction Unit"⁸ of the Primature and other national, international foreign agencies involved in-house reconstruction and construction. This work involved several weeks of desk research and one month field mission resulting in an expanded version of the 2013 report on the impact of the regulatory barriers to providing emergency and transitional shelter after disasters in Haiti. In addition, a piece of research was conducted looking at the gaps in the legal framework of the disaster-risk reduction (DRR) and disaster management programmes in Haiti. The final report of this consultancy was written for its presentation to the national, international and foreign partners of the HRCS and IFRC.

The IFRC and Dominican Republic Red Cross have taken steps to launch the final report of a study on the situation and the perspectives of the implementation of the IDRL guidelines in the Dominican Republic. They will also undertake activities regarding IDRL and other elements of the Disaster Law Project in this country.

SUPPORT SERVICES

Logistics: During the period under review, Logistics continued to provide support to the fleet, procurement and warehouse services. Based on the understood needs of HRCS, meetings were held in order to find the most optimum means to support, train and transfer knowledge and logistics assets to the HRCS and their logistics team. The IFRC Logistics team welcomed a new Logistics Coordinator in August 2014. The Haiti Delegation continued to communicate and share information with all movement partners regarding the new workshop service provision which ran until December 2014.

When the fleet delegate ended his mission, IFRC Coordination of the fleet service remained functional until the end of 2014. As part of the Haiti Fleet exit strategy, great strides were made towards reducing the size of the fleet both in terms of Human Capital and Assets. This was in line with the scaling down of the operation and closure of the programme. Of note was the export of 3 vehicles to Dubai and another 23 vehicles to Panama. This was

⁸ In French: "Unité de construction de logements et de bâtiments publics (UCLBP)

followed by another 13 vehicles and 29 trucks all being sent to Panama. As per contract, Avis/Socoproসা serviced and repaired Federation vehicles until December 31st, 2014.

Continuous on job coaching sessions on the relevant stages of the logistic process were held until the warehousing service was handover to the HRCS. As of the beginning of 2015, the HRCS will be completely responsible for all warehouse management.

Administration: The IFRC Secretariat, in order to adhere to its constitutional mandate to support the PNSs and the host National Society, and to answer the formal request from HRCS President to resume the administration management and the Base Camp site, the reporting period was marked by a transition and hand over process which involved two key elements:

1. Reduction of the IFRC operations in Haiti
2. A reduction of national and international staff

The process was completed with the signing of a Memorandum of Understanding (MoU), and a certificate of donation between the HRCS and the IFRC on 31 December 2014. The services handed over included the administration and management of the Base Camp site, Beneficiary Communications, HRCS Head Quarters Security, the Staff Clinic, Warehouse and workshop, and the coordination meetings where HRCS takes the lead. An inventory list showing the rate of depreciation of all items handover was also completed and included in the final prices. All lists were supported by the appropriate documentation.

The following provides a picture of the assets handed over and the value⁹ of the donation made by the IFRC. The total was estimated at 1,912,455.07 with IT & Telecom materials at 29,664, Office furniture at 20,461, Air Conditioning units at 3,041, the Beneficiary Communications sound truck at 9,461, Boxit containers at 214,863, Other equipment at 8,749, Kitchen items valued at 227 and Trucks at 1,625,989.07.

In addition to the donation of assets, the transfer of staff and several services also took place. The total value was 73,749 for the Clinic broken down by: National Staff - 19,324, Medical Equipment and other office furniture - 15,753, Medicines and consumables - 13,612 and Boxit containers - 25,060.

The total value for the Beneficiary Communications system was 175,400 broken down by service: Radyo Kwa Rouj - 67,000, Telefon Kwa Rouj - 42,400, the SMS system - 36,000 and Sound truck - 30,000.

The total value for the administration and management of the Base Camp site was 460,801. This included staff at 121,451, fuel consumption and EDH at 87,600, general maintenance at 69,600, Equipment at 167,750 and Internet connectivity at 14,400.

The value for Workshop and Warehouse was 1,522,061 broken down staff at 67,000, warehouse equipment at 314,258, workshop equipment at 116,716 and warehouse stock at 1,024,087 and Security were 407,926 covered staff and equipment.

Moreover, in the first quarter of 2015, the Secretariat continued to monitor and provide support in the day to day management of the Base Camp site so as to ensure, as best as possible, that optimum use was made of the assets and services transferred to the National Society.

Finance: The IFRC/Finance department continued to participate in Task Force meetings. There were several discussions on the 2015 budget management process, the cost recovery and the effective running of base camp. A cost recovery plan was developed however the only cost recovery system that was implemented by HRCS as of this period was the establishment of a process for the rental of Basecamp facilities by the IFRC.

In addition, the 2015 budget preparations were emphasized. A budget advisor was recruited to assist the HRCS in the budgeting process. While the funding sources were identified, the budget was yet to be finalized. Moreover, the HRCS inventory was completed but the finance team is still waiting for the return of information from the other regional branches.

The finance team is preparing for the second part of the financial year, which will be a transition period from IFRC's current work of supporting programmes to the future focus of supporting National Society Knowledge Development. As programmes will be scaling down, the IFRC continues to adapt its teams to a different way of working and to a different structure for the year to come.

National staff capacity development is still ongoing and they have continued taking over some critical parts of the finance work with support from the Finance Delegate.

⁹ All values reflected in US\$

Information Technology and Telecommunications: Internet connectivity has been revised on passing from three connection options to one in order to address the budget restrictions. The bandwidth reduction was reduced in order to improve connection efficiency. Following an audit recommendation, the HRCS has led the implementation of their Internet network. A joint telecom field mission (IFRC/HRCS/ICRC) will be conducted next year to extend and improve VHF network in the North department which will benefit HRCS and PNSs.

A complete IT asset inventory – including electronic assets, VHF and HF radios stations and mobiles - was made and a transition chart developed in order to properly address the handover process and dispose of older/unused equipment.

Human Resources: Between April 1st and December 31st 2014, as the Earthquake Operation continued to scale down, a total of 136 national and international staff contracts came to an end. Within HR, the headcount went from 7 to 3 during this timeframe. The HR Coordinator role was nationalized, in line with the strategy of progressively transferring responsibilities to national staff as the Delegation continues to downsize.

Activities were organized to prepare the staff for and to support them through the rightsizing exercise, thus allowing them to be better equipped to transition to new jobs on the market. Support included CV, Cover letter and Interview workshops as well as session on stress management techniques. In addition, a dossier was prepared presenting the profiles (skills, performance ratings and experience) of our departing colleagues. This document was shared with the National Society, as well as PNSs. As a result, several ex-employees were rehired within the movement, including one of our HR Officers.

At the end of the year, before contracts came to an end, a committee of staff from different departments was formed to organize an end of year celebration where the efforts and accomplishments of the personnel were acknowledged. Among other things, it was an occasion to celebrate diversity as we embraced each other's cultures through foreign dance competitions: the national staff was very pleased to see our Delegates dance (or try to dance) to the Haitian traditional music, Compas.

On a different note, the National Staff Rules and Regulations were finalized, revised and approved by the Country Representative and implemented on November 28th 2014.

Security: The elections for a part of the Senate and for the municipal bodies planned for 26 October 2014 couldn't be held because of misunderstandings between the opposition and the executive power. The government has declared its intention to organise them for the earliest date possible of 2015.

The MINUSTAH's mandate has been extended by one year (until 15 October 2015) by the UN Security council. At the same time the military component of its armed branch is being reduced by 45% (from about 5,000 soldiers to about 2,750), while its police component will remain stable at 2,600 agents. The civil branch will remain stable.

Haiti's capital has endured a growing number of violent demonstrations due to the long-delayed elections that have been delayed since 2011. The populace were also demanding the resignations of Prime Minister Laurent Lamothe and President Michel Joseph Martelly, who have been under pressure to call elections. A commission has been established to address the recommendations for Lamothe's resignation, along with the head of the Supreme Court and current members of Haiti's Provisional Electoral Council. It also called for the release of several "political prisoners". Following Laurent Lamothe's resignation in December 2014, Evans Paul was nominated as the new prime minister in January 2015.

The security situation in and around Petit-Goave has continued to be a source of concern. Regular demonstrations continue, at times resulting in population violence. There were many occasions when the Haitian National Police and details of the UN Mission for the Stabilisation of Haiti (MINUSTAH) needed to intervene. In addition, regular demonstrations were taking place at the second largest city Cap-Haitien and just north of the Capital blocking access to the northern Departments at Arcahaie. Also in the capital Port-au-Prince, regular demonstrations between supporters and opposition members of the incumbent government continued and towards the southern peninsula the national road was often blocked between Petit-Goave and Miragoane, blocking access to the third largest city Les Cayes and areas beyond.

Risk Management and Legal: The risk management and legal department in Panama continued to provide support in the preparation and negotiation of legal documents, assessing potential legal risks, coordinating with local legal counsels and supporting the different departments in their legal needs. In addition, the department provided sound advice in legal matters to senior management when the need arose.

With regard to risk management, a risk register was prepared to assess the main risks that could affect the operation as well as to follow up on pertinent audit recommendations.

Contact information

For further information specifically related to this operation, please contact:

In Haiti

- Dr Guiteau Jean-Pierre, Haitian Red Cross Society President; phone (509) 3449 6049; email: g.jean-pierre@croixrouge.ht
- Inés Brill, IFRC Country Representative, Haiti Delegation; phone: (509) 3170-7809; email: ines.brill@ifrc.org

In the IFRC regional office in Panama; phone +507 317 3050

- Walter Cotte, Americas Regional Director; email: walter.cotte@ifrc.org
- Jan Gelfand, head of programmes and operations; email: jan.gelfand@ifrc.org
- Priscila Gonzalez, planning, monitoring and reporting coordinator; email: priscila.gonzalez@ifrc.org
- Douglas Baquero, Logistics unit coordinator – Americas region; email: douglas.baquero@ifrc.org
- Alejandra Van Hensbergen, senior resource mobilization officer; email: alejandra.vanhensbergen@ifrc.org

In Geneva

- Cristina Estrada, operations support, phone: +41.22.730.4260, fax: +41.22.733.0395; email: cristina.estrada@ifrc.org

-
1. Click [here](#) to return to the title page.
 2. Click [here](#) to view final financial report.

How we work

All IFRC assistance seeks to adhere to the Code of Conduct for the International Red Cross and Red Crescent Movement and Non-Governmental Organizations (NGOs) in Disaster Relief and the Humanitarian Charter and Minimum Standards in Disaster Response (Sphere) in delivering assistance to the most vulnerable.

The IFRC's vision is to inspire, encourage, facilitate and promote at all times all forms of humanitarian activities by National Societies, with a view to preventing and alleviating human suffering, and thereby contributing to the maintenance and promotion of human dignity and peace in the world.

www.ifrc.org
Saving lives, changing minds.



The IFRC's work is guided by Strategy 2020 which puts forward three strategic aims:

1. Save lives, protect livelihoods, and strengthen recovery from disaster and crises.
2. Enable healthy and safe living.
3. Promote social inclusion and a culture of non-violence and peace.

Annex 1. The percentage of Achievements per Target Area

Pillar 1: Earthquake Recovery Operation - From Camp to Community

Rural Programmes: Health and Care (Leogane)

Figure 1: CBHFA Key Results

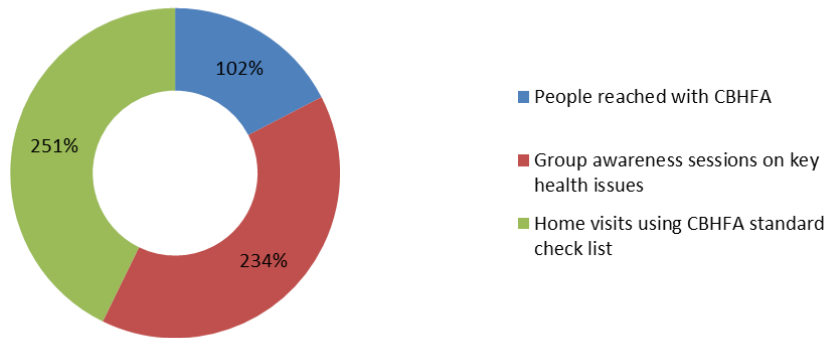


Figure 2: Maternal and Child Health Key Results

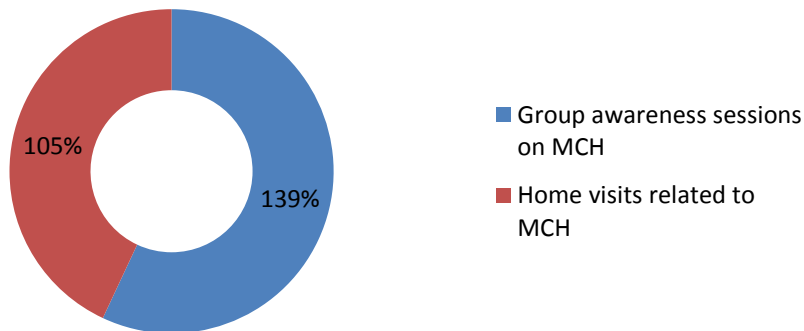


Figure 3: Vector / Water Borne Diseases Key Results

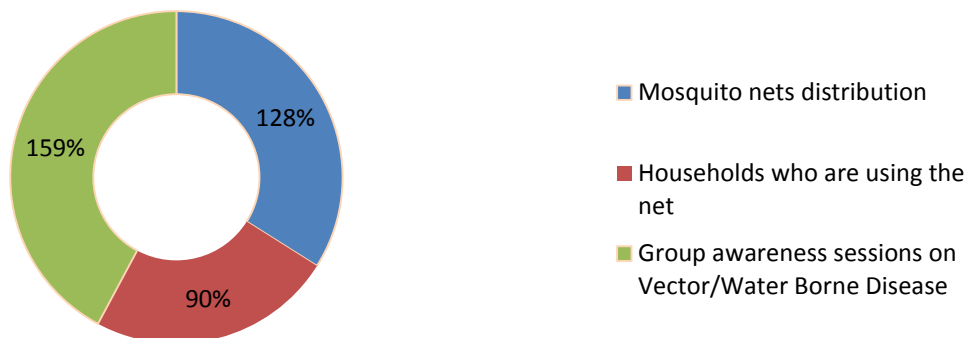


Figure 4: STI and HIV/AIDS Key Results

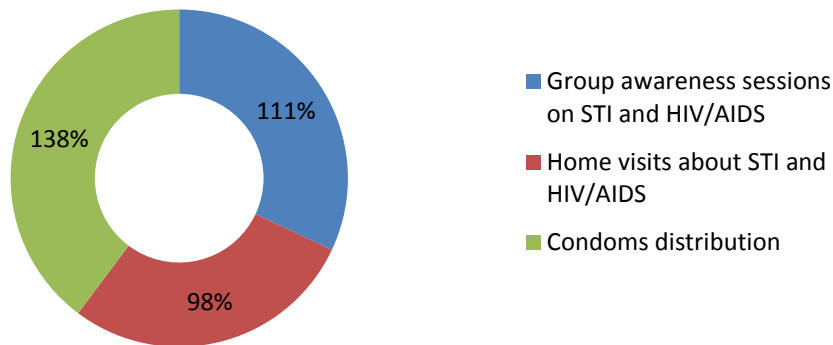
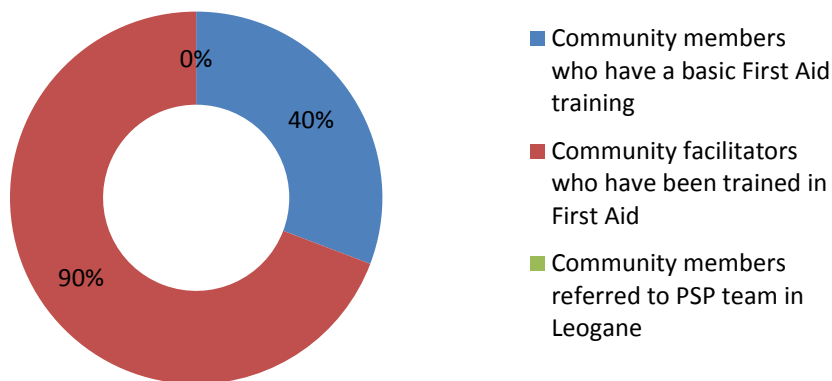


Figure 5: First Aid / Psychosocial Support Key Results



PILLAR 2: National Society Development

HRCS: Health and Care

Figure 6: ECV approach Key Results

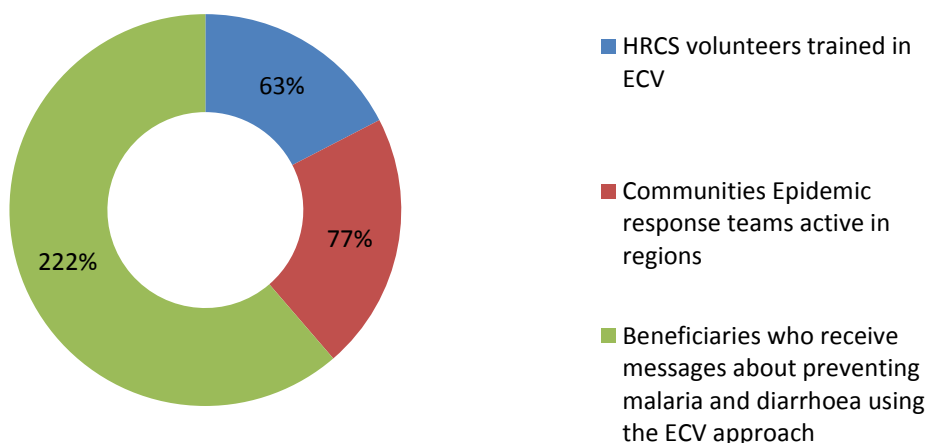


Figure 7: HRCS Psychosocial support results

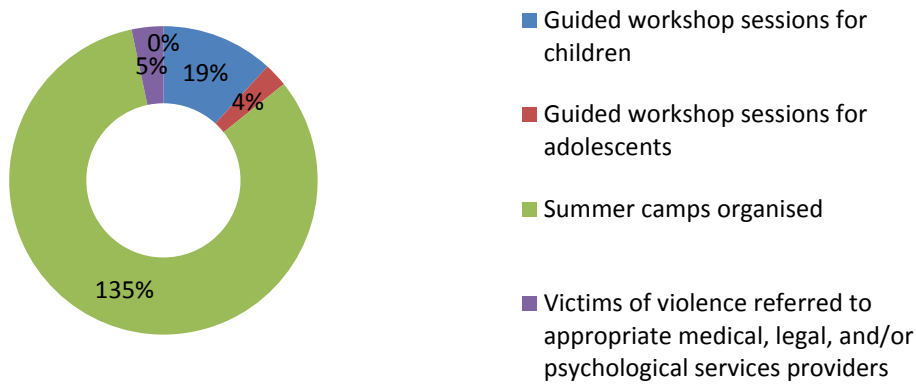



Figure 8: Violence Prevention, Monitoring and Response (VPMR) Key Results



Figure 9: DRM Key Results



Annex 2. Articles published for the period under review

- Haitian students will go back to school this Monday, September 8th, 2014: http://www.metropolehaiti.com/metropole/full_une_fr.php?id=24864
- Haiti - Politics: Special Plan, new commitments to the island of La Gonave: <http://www.haitilibre.com/article-11999-haiti-politique-plan-special-nouveaux-engagements-pour-l-ile-de-la-gonave.html>
- Haiti and the Dominican Republic want to prevent the Ebola virus: http://www.metropolehaiti.com/metropole/full_une_fr.php?id=24859
- Haiti - Politics: Launch of Land Security project in rural areas (PSFMR in French): <http://www.haitilibre.com/article-11807-haiti-politique-lancement-du-projet-de-securite-fonciere-en-milieu-rural-psfmr.html>
- Caradeux: Toto Camp calls for help: <http://lenouvelliste.com/lenouvelliste/article/134433/Caradeux-Le-camp-Toto-appelle-a-laide.html>
- Haiti-Politics: Opposition intends to assess its strengths in a new demonstration on October 26th, 2014: http://www.alterpresse.org/spip.php?article17208#.VE49JvnF_kU
- Demonstration of students: Complete misunderstanding, laments Manigat: <http://lenouvelliste.com/lenouvelliste/article/137340/Manif-des-lyceens-incomprehension-totale-deploire-Manigat.html>
- Haiti - Politics: Millions of US dollars of ads in Côtes-de-Fer: <http://www.haitilibre.com/article-12366-haiti-politique-des-millions-de-dollars-d-annonces-a-cotes-de-fer.html>
- Haiti - Health: Free Physical Medicine and Rehabilitation Specialized Services: <http://www.haitilibre.com/article-12384-haiti-sante-services-specialises-gratuits-en-medecine-physique-et-rehabilitation.html>
- Haiti - Diplomacy : Sympathy Note of the Haitian Government: <http://www.haitilibre.com/article-12381-haiti-diplomatie-note-de-sympathie-du-gouvernement-haitien.html>
- Paul Farmer : Act against Ebola because the «worst is yet to come»: <http://lenouvelliste.com/lenouvelliste/article/137417/Paul-Farmer-agir-contre-Ebola-parce-que-le-pire-est-a-venir.html>
- Haiti-Health: The Cholera epidemic tend to resurface in Fonds-Verrettes: http://www.alterpresse.org/spip.php?article17210#.VFPGvnvF_kU
- Registrations period in the naturalization programme extended: <http://lenouvelliste.com/lenouvelliste/article/137482/Les-inscriptions-au-programme-de-naturalisation-prolongees.html#>
- Haiti - Social: Celebration of the prisoners World Day in Petit-Goave: <http://www.haitilibre.com/article-12409-haiti-social-celebration-de-la-journee-mondiale-des-prisonniers-a-petit-goave.html>
- “Ebola is not present in Haiti”, said Dr. Stanley Juin from the Centres for Disease Control and Prevention (CDC): http://www.metropolehaiti.com/metropole/full_une_fr.php?id=25242
- Haiti highly concerned with the International Day for the end of impunity for crimes against journalists: http://www.alterpresse.org/spip.php?article17249#.VFfcGPnF_kU
- Haiti - Politics: IOM will assist Haiti in developing a national migration policy: <http://www.haitilibre.com/article-12429-haiti-politique-l-oim-va-aider-haiti-a-elaborer-une-politique-migratoire-nationale.html#>
- Haiti-MINUSTAH: Martelly between complicity and submission: http://www.alterpresse.org/spip.php?article17255#.VFkjlvnF_kU

- Haiti - Economy: Mobilizing Diaspora Investment: <http://www.haitilibre.com/article-12436-haiti-economie-mobilisation-de-l-investissement-de-la-diaspora.html>
- OCHA seeking development assistance for Haiti: http://www.metropolehaiti.com/metropole/full_une_fr.php?id=25248
- Haiti human-rights: Concerns and recommendations of the UN Committee of Human Rights : <http://www.alterpresse.org/spip.php?article17280#>
- National: After 5 children, she gave birth to triplets, she calls for help: <http://lenouvelliste.com/lenouvelliste/article/137761/Apres-5-enfants-Omelle-accouche-de-triples-elle-appelle-a-laide>
- Haiti – Petit-Goave: Sit-in for the release of "political prisoners" ...: <http://www.haitilibre.com/article-12476-haiti-petit-goave-sit-in-pour-la-liberation-des-prisonniers-politiques.html>
- Economy : The tourism industry spared by floods: <http://lenouvelliste.com/lenouvelliste/article/137934/Lindustrie-touristique-epargnee-par-les-inondations>
- Haiti - Social: 70 Haitians abandoned on the island of Mona: <http://www.haitilibre.com/article-12484-haiti-social-70-haitiens-abandonnes-sur-l-ile-de-mona.html>
- Politics : Acute tension prevailed in Jacmel: http://www.metropolehaiti.com/metropole/full_une_fr.php?id=25297#
- Haiti-Dominican Republic : The binational dialogue resumes: http://www.alterpresse.org/spip.php?article17202#.VEqnwfnF_kU
- Haiti- Ebola / Alba: Towards the establishment of a network for epidemiological surveillance in the Caribbean: <http://www.alterpresse.org/spip.php?article17186>
- USA: An exceptional programme to group Haitian families: <http://lenouvelliste.com/lenouvelliste/article/137184/USA-Un-programme-dexception-pour-regrouper-les-familles-haitiennes.html>
- Community engagement is vital for Haiti's Chikungunya prevention campaign - See more at: <http://www.ifrc.org/en/news-and-media/news-stories/americas/haiti/community-engagement-is-vital-for-haitis-chikungunya-prevention-campaign--67343/#sthash.cfxQciLo.dpuf>
- La Croix-Rouge haïtienne poursuit sa campagne de prévention du Chikungunya – Plus d'information au: <http://www.ifrc.org/fr/nouvelles/nouvelles/americas/haiti/la-croix-rouge-haitienne-poursuit-sa-campagne-de-prevention-du-chikungunya/#sthash.coY3wglS.dpuf>
- La Cruz Roja Haitiana continúa con su campaña de prevención de la Chikungunya - Para más información: <http://www.ifrc.org/es/noticias/noticias/americas/haiti/la-cruz-roja-haitiana-continua-con-su-campana-de-prevencion-de-la-chikungunya/#sthash.Uz3UnkcJ.dpuf>
- Haiti: Confronting violence on the national road #2, Ministry of Interior and Territorial Authorities announces a forum on territorial boundaries: <http://www.alterpresse.org/spip.php?article17120#.VDa2rflDXkU>
- Haiti - Health: New US\$ 50M donation from the World Bank for Water and Sanitation: [http://www.haitilibre.com/article-12239-haiti-sante-nouveau-don-de-\\$50m-de-la-banque-mondiale-pour-l-eau-et-l-assainissement.html](http://www.haitilibre.com/article-12239-haiti-sante-nouveau-don-de-$50m-de-la-banque-mondiale-pour-l-eau-et-l-assainissement.html)
- Inauguration of a community hall in Gressier: <http://lenouvelliste.com/lenouvelliste/article/136690/Inauguration-dune-salle-communautaire-a-Gressier.html>
- BBC article illustrating how SMS technology, developed as part of the IFRC Haiti earthquake response, is being used to deliver life-saving messages to the affected populations in West Africa: <http://www.bbc.com/news/technology-29610856>

The following are links to films produced and uploaded to IFRC/HRCS social media:

- IFRC Video Newsroom : IFRC Ebola update
- French: Communiquer avec les bénéficiaires en Haïti : <http://youtu.be/0MJXbNfUmGw>
- English: Communicating with beneficiaries in Haiti: <http://youtu.be/PepgIW2edW0>
- IFRC Haiti delegation in support of the Red Cross consortium's disaster risk reduction project funded by ECHO.
- English: <https://www.youtube.com/watch?v=zEzf5eV0Eik>
- Spanish: <https://www.youtube.com/watch?v=zgSaFeYi7Mc>
- French: <https://www.youtube.com/watch?v=nnppGtV-Gxk>
- English: Building better sheltered communities in Haiti - <http://youtu.be/NiQFZNv6-h8>
- French: Bâtir des communautés mieux logées en Haïti - <http://youtu.be/qEoSe-6oIMc>
- Spanish: Creando comunidades más seguras en Haití - <http://youtu.be/nemsYRrylhE>
- English: Building healthier communities in Haiti - <http://youtu.be/sTTooE4A2ec>
- French: Bâtir des communautés en meilleure santé en Haïti- <http://youtu.be/eNG2JZrAbWw>
- Spanish : Creando comunidades más saludables en Haití - <http://youtu.be/XcMVAvaQR-c>
- Building more resilient communities in Haiti - <http://youtu.be/ubtl2FhmJfc>
- French : Bâtir des communautés plus résilientes en Haïti - <http://youtu.be/9BWsE3ansvs>
- Spanish: Creando comunidades más resilientes en Haití - <http://youtu.be/GS68ObawqUg>
- English: Building economically resilient communities in Haiti - <http://youtu.be/kidPKu3foHw>
- French : Bâtir des communautés plus indépendantes sur le plan économique en Haïti - <http://youtu.be/GADraYMI4Uo>
- Creando comunidades económicamente más resilientes en Haití - <http://youtu.be/WA9JkzYZOIE>

Disaster Response Financial Report

MDRHT008 - Haiti - Earthquake

Timeframe: 13 Jan 10 to 31 Dec 14

Appeal Launch Date: 13 Jan 10

Annual Report

Selected Parameters

Reporting Timeframe	2010/1-2015/09	Programme	MDRHT008
Budget Timeframe	2010/1-2014/12	Budget	Approved
Split by funding source	Y	Project	*
Subsector:	*		

All figures are in Swiss Francs (CHF)

I. Funding

	Raise humanitarian standards	Grow RC/RC services for vulnerable people	Strengthen RC/RC contribution to development	Heighten influence and support for RC/RC work	Joint working and accountability	TOTAL	Deferred Income
A. Budget		140,313,664	66,996,757	7,793,161	26,411,470	241,515,052	
B. Opening Balance							
Income							
Cash contributions							
Albanian Red Cross		15,828				15,828	
Alcatel Lucent		109				109	
American Red Cross		25,294,695	14,735,284	1,429,256	2,446,829	43,906,064	
Andorran Red Cross		71,872				71,872	
Antigua and Barbuda Red Cross		108,684				108,684	
Arcos Dorados B.V.					1,215,429	1,215,429	
Argentine Red Cross		-105,986		211,787	167,115	272,916	
Armenian Red Cross Society		2,098				2,098	
Australian Red Cross		2,450,899	516,150	26,000	221,635	3,214,684	
Australian Red Cross (from Australian Government*)		24,000		350,000	552,900	926,900	
Australia - Private Donors		439				439	
Austrian Red Cross		36,629				36,629	
Austrian Red Cross (from Austrian Government*)			272,480	119,398	292,398	684,275	
Austrian Red Cross (from Austria - Private Donors*)			46,677			46,677	
Bain & Co. Inc.		46,921				46,921	
Bangladesh Red Crescent Society		1,099				1,099	
Baphalali Swaziland Red Cross Society		6,889				6,889	
Belarus Red Cross		14,935				14,935	
Belgian Red Cross (Flanders)		61,454				61,454	
Belgian Red Cross (Francophone)		16,562				16,562	
Belgium - Private Donors		14,682				14,682	
Belize Red Cross Society		82,107			259,556	341,663	
Black Rock		31,378				31,378	
Bolivia Private Donors		830				830	
Botswana Red Cross Society		28,788	0			28,788	
British Red Cross		1,138,508	822,375		35,736	1,996,620	
British Red Cross (from DEC (Disasters Emergency Committee)*)		1,699,020				1,699,020	
British Red Cross (from DFID - British Government*)		1,086,366				1,086,366	
Bulgarian Red Cross		143,520		148,680		292,200	
Cambodian Red Cross Society		10,415				10,415	
Cambodia - Private Donors					724	724	
Canada - Private Donors		264				264	
Canadian Government		41,158				41,158	
Canadian Red Cross		11,384,716	5,248,847	485,150	4,743,041	21,861,753	
Canadian Red Cross (from Canadian Government*)		23,082,936	10,570,905		200,000	33,853,840	
CARE International		68,280				68,280	
Caribbean Airlines				2,289		2,289	
CERN Staff Association		17,000				17,000	
Chilean Red Cross		33,392	150,000	363,652		547,044	
China Red Cross, Hong Kong branch		1,254,370	1,660,187			2,914,557	
China Red Cross, Macau Branch		193,748			103,000	296,748	
Colombian Red Cross Society		431,143				431,143	
Consolidated Contractors Co. (CCC)		72,020				72,020	
Corporación Andina de Fomento(CAF)		260,126				260,126	
Costa Rican Red Cross		1,086,331	115,015		182,449	1,383,795	
Credit Suisse		16,162				16,162	
Croatian Red Cross		95,196		100,000	106,479	301,675	
CWT Beheermaatschappij BV		0	66,409		37,736	104,145	
Cyprus - Private Donors		135				135	
Czech Government		1,808	0		80,000	81,808	

Disaster Response Financial Report

MDRHT008 - Haiti - Earthquake

Timeframe: 13 Jan 10 to 31 Dec 14

Appeal Launch Date: 13 Jan 10

Annual Report

Selected Parameters			
Reporting Timeframe	2010/1-2015/09	Programme	MDRHT008
Budget Timeframe	2010/1-2014/12	Budget	Approved
Split by funding source	Y	Project	*
Subsector:	*		

All figures are in Swiss Francs (CHF)

Czech private donors	7,300			7,300
Czech Red Cross		165,107		165,107
Danish Red Cross	498,449	292,700	342,060	1,133,209
Danish Red Cross (from Danish Government*)		187,706	375,412	563,119
Denmark - Private Donors	103			103
Dominica Red Cross Society	66,225		39,520	105,745
Economist Group	16,689			16,689
Egyptian Red Crescent Society			52,010	52,010
Egypt - Private Donors	513			513
Ericsson	-15,916	250,000	279,000	513,084
Estonia Government	235,246			235,246
Estonia Red Cross	66,946			66,946
Ethiopian Red Cross Society	3,000			3,000
European Commission - DG ECHO	2,935,816			2,935,816
European Economic & Social Committee (EESC)	19,887			19,887
Finnish Red Cross	9,290	378,042	53,136	440,469
Fixed Mobile Convergence Alliance (FMCA)	11,581			11,581
France - Private Donors	464			464
French Red Cross	97,861			97,861
French Red Cross (from European Commission - DG ECHO*)	838,144	17,637		855,782
GDF Suez			10,613	10,613
German Red Cross	147,264	612,133	4,586	763,984
Germany - Private Donors	621		7,168	7,790
Ghana Red Cross Society			13,151	13,151
Great Britain - Private Donors	16,412			16,412
Guatemalan Red Cross	66,500	-18		66,482
Haitian Red Cross Society	846,183			846,183
Hellenic Red Cross	22,742		51,048	73,790
Hilton Worldwide	679,047		100,000	779,047
Hungarian Red Cross	41,560			41,560
Icelandic Red Cross	53,413	165,883		219,297
IFRC at the UN Inc	-5,387			-5,387
IFRC at the UN Inc (from Alcatel Lucent*)	25,839			25,839
IFRC at the UN Inc (from Alcatel-Lucent Foundation*)			49,665	49,665
IFRC at the UN Inc (from Analog Devices Incorporated*)	53,530			53,530
IFRC at the UN Inc (from BlackRock*)	18,738			18,738
IFRC at the UN Inc (from BP Foundation*)	315,459			315,459
IFRC at the UN Inc (from Brazilian Government*)	105,858	899,740		1,005,598
IFRC at the UN Inc (from CoreLogic*)	22,531			22,531
IFRC at the UN Inc (from DELL Direct Giving Campaign*)	250,053			250,053
IFRC at the UN Inc (from Electronic Theatre Controls, Inc.*)	63,406			63,406
IFRC at the UN Inc (from Fibrogen*)	10,052			10,052
IFRC at the UN Inc (from Gallagher Arthur J. & Co.*)	116,361			116,361
IFRC at the UN Inc (from Gilson Inc.*)	8,081			8,081
IFRC at the UN Inc (from Health Partners of Philadelphia*)	2,158			2,158
IFRC at the UN Inc (from Islamic Heritage*)	3,001			3,001
IFRC at the UN Inc (from Jones Apparel Group*)	130,603			130,603
IFRC at the UN Inc (from Kraft Foods Foundation*)			951	951
IFRC at the UN Inc (from Mellon Bank*)	163,675			163,675
IFRC at the UN Inc (from The Mosaic Company*)	125,027			125,027
IFRC at the UN Inc (from ThermoFisher Scientific*)	24,624			24,624
IFRC at the UN Inc (from United States - Private Donors*)	29,392		2,363	31,755
IFRC at the UN Inc (from Westminster Presbyterian Church of Munster*)	8,565			8,565
Indian Red Cross Society (from India - Private Donors*)	32,484	7,533	24,000	64,017
India - Private Donors	308			308

Disaster Response Financial Report

MDRHT008 - Haiti - Earthquake

Timeframe: 13 Jan 10 to 31 Dec 14

Appeal Launch Date: 13 Jan 10

Annual Report

Selected Parameters			
Reporting Timeframe	2010/1-2015/09	Programme	MDRHT008
Budget Timeframe	2010/1-2014/12	Budget	Approved
Split by funding source	Y	Project	*
Subsector:	*		

All figures are in Swiss Francs (CHF)

<i>Iranian private donors</i>	74				74
<i>Ireland - Private Donors</i>	2,582			21,386	23,968
<i>Irish Government</i>				368,895	368,895
<i>Irish Red Cross Society</i>	574,548	1,589,181	1,089,322	414,890	3,667,940
<i>Irish Red Cross Society (from Irish Government*)</i>		158,572		63,416	221,988
<i>Italian Government</i>	267				267
<i>Italian Government Bilateral Emergency Fund</i>				737,681	737,681
<i>Italian Red Cross</i>		1,036,058			1,036,058
<i>Italy - Private Donors</i>	691				691
<i>Jamaica Red Cross</i>	-136,794			350,000	213,206
<i>Jamaica Red Cross (from Jamaica - Private Donors*)</i>	250,442			14,839	265,281
<i>Japanese Government</i>	7,040,464	31,541			7,072,005
<i>Japanese Red Cross Society</i>	1,000,000	10,564,770		233,034	11,797,804
<i>Japan - Private Donors</i>	8,894				8,894
<i>Jordan - Private Donors</i>	2,059		7,644		9,703
<i>Kazakhstan - Private Donors</i>	1,645				1,645
<i>KPMG Disaster Relief Fund</i>	1,331				1,331
<i>Kuwait - Private Donors</i>	3,156			47,218	50,374
<i>Kuwait Red Crescent Society</i>	1,052,147				1,052,147
<i>Latvian Red Cross</i>	5,870				5,870
<i>Lebanese Red Cross</i>	45,975				45,975
<i>Liberian Red Cross Society</i>	4,275				4,275
<i>Libyan Private Donors</i>	4,063				4,063
<i>Lichtenstein - Private Donors</i>	5,199				5,199
<i>Liechtenstein Red Cross</i>	-47,581			50,000	2,419
<i>Lithuanian Red Cross Society</i>	37,296				37,296
<i>Luxembourg - Private Donors</i>	183				183
<i>Luxembourg Red Cross</i>	18,466				18,466
<i>Macedonia private donors</i>	100				100
<i>Malaysian Red Crescent Society</i>		7,626	3,268		10,895
<i>Malaysia - Private Donors</i>	31				31
<i>Malta Red Cross Society</i>	63,699				63,699
<i>Marriott International Inc.</i>			7,784		7,784
<i>Mauritius Red Cross Society (from Mauritius Private Donors*)</i>	70,097				70,097
<i>McDonald corp.</i>	0	513,084			513,084
<i>Mexican Red Cross</i>	326,278				326,278
<i>Mexico - Private Donors</i>	1,026				1,026
<i>Michelin</i>	50				50
<i>Moroccan Red Crescent</i>				32,560	32,560
<i>Morocco Private Donors</i>				16,705	16,705
<i>Namibia Red Cross</i>		39,701	17,015		56,716
<i>Nepal Private Donors</i>	2,039				2,039
<i>Nepal Red Cross Society</i>	1,500				1,500
<i>Nestle</i>	205,655				205,655
<i>Netherlands - Private Donors</i>	1,394				1,394
<i>New Zealand Red Cross</i>	10,000			865,285	875,285
<i>New Zealand Red Cross (from New Zealand Government*)</i>	135,678	162,702			298,380
<i>Nicaraguan Red Cross</i>	172,205				172,205
<i>Nigeria private donors</i>	220				220
<i>Norway - Private Donors</i>	10,830				10,830
<i>Norwegian Red Cross</i>	1,460,789	2,144,852		185,885	3,791,526
<i>Office of the Representative of the Dalai Lama</i>			100,000		100,000
<i>Oman - Private Donors</i>	8,556				8,556
<i>On Line donations</i>	544,656	200,000			744,656
<i>OPEC Fund For International Development</i>	538,097				538,097
<i>Other</i>	189,111	57,654	-47,498	-1,166,423	-967,157
<i>Pakistan Private Donors</i>	5,332				5,332
<i>Palau Red Cross Society</i>	6,371				6,371
<i>Peruvian Red Cross</i>	75,674	-2,958			72,717

Disaster Response Financial Report

MDRHT008 - Haiti - Earthquake

Timeframe: 13 Jan 10 to 31 Dec 14

Appeal Launch Date: 13 Jan 10

Annual Report

Selected Parameters			
Reporting Timeframe	2010/1-2015/09	Programme	MDRHT008
Budget Timeframe	2010/1-2014/12	Budget	Approved
Split by funding source	Y	Project	*
Subsector:	*		

All figures are in Swiss Francs (CHF)

Polish Red Cross	128,947	0			128,947
Portuguese - Private Donors	147				147
Portuguese Red Cross			36,900	700,178	737,078
Procter & Gamble	5,000				5,000
Qatar Red Crescent Society	156,342				156,342
Red Crescent Society of the United Arab Emirates	84,972		80,000		164,972
Red Cross of Cape Verde	396				396
Red Cross of Monaco				73,649	73,649
Red Cross of Montenegro				5,556	5,556
Red Cross of Montenegro (from Montenegro Government*)				87,038	87,038
Red Cross of Viet Nam				21,395	21,395
Red Cross Society of China	874,679		444,178	1,909,187	3,228,045
Red Cross Society of China (from Jet Lee One Foundation*)			319,898		319,898
Red Cross Society of Côte d'Ivoire	22,354			11,839	34,193
Red Cross Society of Georgia	320				320
Red Cross Society of Georgia (from United States Government - Missions*)	680				680
Romanian Red Cross				69,633	69,633
Russia - Private Donors	106				106
Saint Kitts and Nevis Red Cross Society	68,876				68,876
Saint Lucia Red Cross		44,398	19,028		63,426
Saint Vincent and the Grenadines Red Cross	90,463				90,463
Saudi Arabia - Private Donors	1,075				1,075
Save the Children International (from Great Britain - Private Donors*)			203,812		203,812
Senegal Private Donor	148				148
Seychelles Red Cross Society	12,948				12,948
Seychelles Red Cross Society (from Seychelles private donors*)	26,339				26,339
Singapore - Private Donors	3,405				3,405
Singapore Red Cross Society	510,295			73,454	583,749
Singapore Red Cross Society (from New Creation Church*)			20,836		20,836
Singapore Red Cross Society (from Rahmatan Lil Alamin (Blessings-to-all) Foundation*)	50,782				50,782
(SITA) Ste Intern. Telecomm. Aeronau	77,226				77,226
Slovak Red Cross	159,776	59,729			219,505
Slovenia Government	7,470			66,276	73,746
Slovenian Red Cross	106,663			1,783	108,446
Soft Choice Corporation				23,069	23,069
Sonesta Maho BC			26,582		26,582
South Africa - Private Donors	105				105
Spain - Private Donors	15,228				15,228
Spanish Red Cross	729,311	219,587		410,637	1,359,535
Sphene International Ltd	378,236	20,953	492,500	678,392	1,570,081
Sri Lanka - Private Donors	1,036	1			1,037
SSI (Survey Sampling International)	20,638				20,638
Suriname Red Cross	267,126	187,731	102,892	43,172	600,921
Swedish Red Cross	3,711,928	2,576,458	33,839	1,222,932	7,545,157
Swedish Red Cross (from Swedish Government*)	3,941,750				3,941,750
Swiss Red Cross	66,135				66,135
Switzerland - Private Donors	41,142			400	41,542
Synovate Inc.	30,203				30,203
Syrian Arab Red Crescent	10,027				10,027
Tajikistan - Private Donors	103				103
Thailand - Private Donors	17,443	35,000			52,443
Thasia International Development Ltd	53,637				53,637
The Bahamas Red Cross Society	52,868			622,924	675,792
The Barbados Red Cross Society	113,594			300,000	413,594
The Gambia Red Cross Society	1,591				1,591
The Guyana Red Cross Society		48,655	20,852		69,507

Disaster Response Financial Report

MDRHT008 - Haiti - Earthquake

Timeframe: 13 Jan 10 to 31 Dec 14

Appeal Launch Date: 13 Jan 10

Annual Report

Selected Parameters			
Reporting Timeframe	2010/1-2015/09	Programme	MDRHT008
Budget Timeframe	2010/1-2014/12	Budget	Approved
Split by funding source	Y	Project	*
Subsector:	*		

All figures are in Swiss Francs (CHF)

<i>The Netherlands Red Cross</i>	3,790,610	5,185,147		8,975,757
<i>The Netherlands Red Cross (from Netherlands Government*)</i>	735,943			735,943
<i>The Red Cross of Serbia & Montenegro</i>	-700			-700
<i>The Red Cross of Serbia & Montenegro (from Government of Serbia & Montenegro*)</i>	172,162			172,162
<i>The Red Cross of Serbia & Montenegro (from Serbia & Montenegro - Private Donors*)</i>	1,739			1,739
<i>The Red Cross of The Former Yugoslav Rep.Macedonia</i>	47,581		47,581	95,161
<i>The Red Cross Society of Bosnia and Herzegovina</i>			31,403	31,403
<i>The Red Cross Society of Bosnia and Herzegovina (from Government of Bosnia & Herzegovina*)</i>	71,953		99,365	171,317
<i>The Republic of Korea National Red Cross</i>	1,067,451	1,191,720		2,259,171
<i>The Republic of Korea National Red Cross (from Republic of Korea - Private Donors*)</i>	6,404	169,551	370,000	545,955
<i>The South African Red Cross Society</i>	286,805			286,805
<i>The Thai Red Cross Society</i>	764,364	1,630,000	1,947,536	4,341,900
<i>The Thai Red Cross Society (from Thai Government*)</i>	30,658			30,658
<i>The Trinidad and Tobago Red Cross Society</i>	1,262,754			1,262,754
<i>Thomson Reuters</i>	14,048			14,048
<i>Trinidad & Tobago - Private Donors</i>		9,952	5,095	15,046
<i>Ukrainian Red Cross Society</i>	9,303			9,303
<i>Unidentified donor</i>	5,199			5,199
<i>United Arab Emirates - Private Donors</i>	13,084			13,084
<i>United States - Private Donors</i>	18,089			18,089
<i>Uruguayan Red Cross</i>			14,205	14,205
<i>VERF/WHO Voluntary Emergency Relief</i>	7,000			7,000
<i>WIPO/OMPI staff</i>	1,570			1,570
<i>Xstrata AG</i>	291,297		217,609	508,906
<i>Zambia Red Cross Society (from Zambia - Private Donors*)</i>	234			234
<i>Zurich Insurance Company</i>			239,923	239,923
<i>Z Zurich Foundation</i>	250,000			250,000
C1. Cash contributions	112,884,916	65,062,458	7,339,617	22,454,760
				207,741,751

Inkind Goods & Transport

<i>American Red Cross</i>	11,994,165			11,994,165
<i>Austrian Red Cross</i>	570,822			570,822
<i>Belgian Red Cross (Flanders)</i>	1,054,080			1,054,080
<i>Belgian Red Cross (Francophone)</i>	254,806			254,806
<i>British Red Cross</i>	1,255,290			1,255,290
<i>Canadian Government</i>	909,447			909,447
<i>Canadian Red Cross</i>	1,008,789			1,008,789
<i>China Red Cross, Hong Kong branch</i>	814,268			814,268
<i>Croatian Red Cross</i>	140,097			140,097
<i>Danish Red Cross</i>	113,195			113,195
<i>Finnish Red Cross</i>	161,242			161,242
<i>French Red Cross</i>	721,874			721,874
<i>Icelandic Red Cross</i>	52,514			52,514
<i>Kuwait Red Crescent Society</i>	362,340			362,340
<i>Luxembourg Red Cross</i>	348,512			348,512
<i>Norwegian Red Cross</i>	214,548			214,548
<i>Red Crescent Society of the United Arab Emirates</i>	236,100			236,100
<i>Spanish Red Cross</i>	464,194			464,194
<i>Swiss Red Cross</i>	1,017,467			1,017,467
<i>Syrian Arab Red Crescent</i>	154,257			154,257
<i>The Netherlands Red Cross</i>	4,669,405			4,669,405
C2. Inkind Goods & Transport	26,517,414			26,517,414

Inkind Personnel

<i>American Red Cross</i>	169,470	18,503	11,250	375,647	574,870
<i>Australian Red Cross</i>	114,667	39,750	18,200	152,450	325,067

Disaster Response Financial Report

MDRHT008 - Haiti - Earthquake

Timeframe: 13 Jan 10 to 31 Dec 14

Appeal Launch Date: 13 Jan 10

Annual Report

Selected Parameters			
Reporting Timeframe	2010/1-2015/09	Programme	MDRHT008
Budget Timeframe	2010/1-2014/12	Budget	Approved
Split by funding source	Y	Project	*
Subsector:	*		

All figures are in Swiss Francs (CHF)

British Red Cross	47,000	7,500	113,427		167,927
Canadian Red Cross	32,267	280,363	102,850	409,813	825,293
Danish Red Cross	99,550	45,250			144,800
Finnish Red Cross		80,623		192,910	273,533
French Red Cross	0				0
Icelandic Red Cross		46,000		31,570	77,570
Japanese Red Cross Society		1,379,058			1,379,058
Luxembourg Red Cross				17,800	17,800
Luxembourg Red Cross (from German Red Cross*)				26,700	26,700
New Zealand Red Cross	55,807			45,873	101,680
Norwegian Red Cross		13,787		26,400	40,187
Other	20,387	144,410			164,797
Spanish Red Cross	168,463				168,463
Swedish Red Cross		124,303		92,660	216,963
Swiss Red Cross	34,250				34,250
C3. Inkind Personnel	741,861	2,179,547	245,727	1,371,823	4,538,958
Other Income					
Fundraising Fees	-297,384	-1	-2,363	-13,150	-312,898
Interest Allocation to Programmes	70,661				70,661
Programme & Services Support Recover	200,000			629,000	829,000
Sales	-10,179			-4,053	-14,233
Services Fees	742,558	36,894	-7	836,300	1,615,745
Sundry Income	3,308	26,483		390,252	420,044
Write off & provisions	-63,652				-63,652
C4. Other Income	645,312	63,376	-2,370	1,838,349	2,544,667
C. Total Income = SUM(C1..C4)	140,789,502	67,305,381	7,582,974	25,664,933	241,342,790
D. Total Funding = B + C	140,789,502	67,305,381	7,582,974	25,664,933	241,342,790

* Funding source data based on information provided by the donor

II. Movement of Funds

	Raise humanitarian standards	Grow RC/RC services for vulnerable people	Strengthen RC/RC contribution to development	Heighten influence and support for RC/RC work	Joint working and accountability	TOTAL	Deferred Income
B. Opening Balance							
C. Income		140,789,502	67,305,381	7,582,974	25,664,933	241,342,790	
E. Expenditure		-138,573,322	-66,350,484	-7,582,974	-25,651,324	-238,158,104	
F. Closing Balance = (B + C + E)		2,216,180	954,897	0	13,609	3,184,686	

Disaster Response Financial Report

MDRHT008 - Haiti - Earthquake

Timeframe: 13 Jan 10 to 31 Dec 14

Appeal Launch Date: 13 Jan 10

Annual Report

Selected Parameters

Reporting Timeframe	2010/1-2015/09	Programme	MDRHT008
Budget Timeframe	2010/1-2014/12	Budget	Approved
Split by funding source	Y	Project	*
Subsector:	*		

All figures are in Swiss Francs (CHF)

III. Expenditure

Account Groups	Budget	Expenditure					TOTAL	Variance
		Raise humanitarian standards	Grow RC/RC services for vulnerable people	Strengthen RC/RC contribution to development	Heighten influence and support for RC/RC work	Joint working and accountability		
A						B	A - B	
BUDGET (C)			140,313,664	66,996,757	7,793,161	26,411,470	241,515,052	
Relief items, Construction, Supplies								
Shelter - Relief	17,997,559		18,007,093	54,612			18,061,705	-64,146
Shelter - Transitional	22,581,638		22,354,641	247,244			22,601,885	-20,246
Construction - Housing	218,738		119,560	36,628		62,550	218,738	0
Construction - Facilities	2,026,734		1,856,018	171,244			2,027,263	-529
Construction Materials	5,686,929		4,763,485	780,573		103,810	5,647,868	39,061
Clothing & Textiles	4,134,337		3,734,377	398,180		1,780	4,134,337	0
Food	313,444		1,662			311,782	313,444	0
Seeds & Plants	6,380		6,380			703	7,082	-703
Water, Sanitation & Hygiene	22,139,213		14,325,020	7,754,693	89	54,281	22,134,083	5,130
Medical & First Aid	762,630		568,282	98,871	84,984	17,972	770,108	-7,478
Teaching Materials	475,211		73,133	374,806		1,037	448,976	26,236
Utensils & Tools	4,540,046		4,472,024	58,340		9,682	4,540,046	0
Other Supplies & Services	549,224		536,551	2,789	2,521	7,363	549,224	0
Total Relief items, Construction, Sup	81,432,084		70,818,225	9,977,980	87,594	570,960	81,454,759	-22,675
Land, vehicles & equipment								
Land & Buildings	1,314,534		44,981	1,136,273		4,108	1,185,362	129,172
Vehicles	1,843,716		300,474	1,570,563		13,225	1,884,262	-40,546
Computers & Telecom	1,077,230		445,370	78,955	184,436	377,280	1,086,041	-8,811
Office & Household Equipment	574,990		238,463	120,161	3,096	263,998	625,718	-50,728
Medical Equipment	30,315			30,315			30,315	0
Others Machinery & Equipment	57,159		23,008	6,955		27,197	57,159	0
Total Land, vehicles & equipment	4,897,944		1,052,296	2,943,222	187,532	685,808	4,868,857	29,087
Logistics, Transport & Storage								
Storage	3,470,915		2,577,451	867,875	34,064	43,515	3,522,905	-51,990
Distribution & Monitoring	6,615,793		5,326,088	970,579	-117,193	440,130	6,619,604	-3,811
Transport & Vehicles Costs	11,897,834		5,466,822	3,645,798	286,567	2,310,339	11,709,525	188,309
Logistics Services	2,170,210		1,637,531	205,993	12,029	308,777	2,164,331	5,880
Total Logistics, Transport & Storage	24,154,753		15,007,892	5,690,245	215,466	3,102,762	24,016,365	138,388
Personnel								
International Staff	41,827,458		12,019,563	9,243,597	3,065,748	16,187,609	40,516,516	1,310,941
National Staff	23,903,821		8,110,808	6,548,824	750,183	8,058,828	23,468,643	435,178
National Society Staff	6,951,377		1,690,953	4,783,866	175,725	663,693	7,314,237	-362,860
Volunteers	1,038,069		396,404	504,920	7,736	131,625	1,040,686	-2,617
Total Personnel	73,720,725		22,217,728	21,081,207	3,999,392	25,041,755	72,340,082	1,380,643
Consultants & Professional Fees								
Consultants	3,463,774		2,133,037	185,567	371,429	729,896	3,419,928	43,846
Professional Fees	1,337,093		248,348	301,750	196,406	594,754	1,341,258	-4,165
Total Consultants & Professional Fees	4,800,867		2,381,384	487,316	567,835	1,324,650	4,761,186	39,681
Workshops & Training								
Workshops & Training	2,719,753		1,346,340	606,808	294,941	385,830	2,633,918	85,835
Total Workshops & Training	2,719,753		1,346,340	606,808	294,941	385,830	2,633,918	85,835
General Expenditure								
Travel	2,801,827		1,184,994	288,633	391,902	918,611	2,784,141	17,686
Information & Public Relations	1,353,525		431,361	169,801	498,338	244,830	1,344,330	9,195
Office Costs	4,046,675		890,269	1,423,708	54,137	1,704,104	4,072,218	-25,544
Communications	1,562,685		303,310	178,734	305,742	774,121	1,561,907	778
Financial Charges	-872,065		-735,021	89,086	41,518	-290,813	-895,230	23,165

Disaster Response Financial Report

MDRHT008 - Haiti - Earthquake

Timeframe: 13 Jan 10 to 31 Dec 14

Appeal Launch Date: 13 Jan 10

Annual Report

Selected Parameters

Reporting Timeframe	2010/1-2015/09	Programme	MDRHT008
Budget Timeframe	2010/1-2014/12	Budget	Approved
Split by funding source	Y	Project	*
Subsector:	*		

All figures are in Swiss Francs (CHF)

III. Expenditure

Account Groups	Budget	Expenditure					TOTAL	Variance
		Raise humanitarian standards	Grow RC/RC services for vulnerable people	Strengthen RC/RC contribution to development	Heighten influence and support for RC/RC work	Joint working and accountability		
	A					B	A - B	
BUDGET (C)			140,313,664	66,996,757	7,793,161	26,411,470	241,515,052	
Other General Expenses	492,329		299,566	95,533	11,528	43,382	450,009	42,319
Shared Office and Services Costs	4,728,535		11,018,912	5,036,447	442,513	-11,798,115	4,699,756	28,779
Total General Expenditure	14,113,511		13,393,392	7,281,943	1,745,677	-8,403,880	14,017,132	96,379
Depreciation								
Depreciation and impairment	4,618,487		2,241,226	1,088,323	27,733	1,455,278	4,812,560	-194,073
Total Depreciation	4,618,487		2,241,226	1,088,323	27,733	1,455,278	4,812,560	-194,073
Contributions & Transfers								
Cash Transfers National Societies	14,294,797		961,053	12,287,118			13,248,171	1,046,626
Cash Transfers to 3rd Parties	887,267		193,979	608,749			802,728	84,539
Total Contributions & Transfers	15,182,064		1,155,032	12,895,867			14,050,899	1,131,165
Operational Provisions								
Operational Provisions	0		1,717	-1,717			0	0
Total Operational Provisions	0		1,717	-1,717			0	0
Indirect Costs								
Programme & Services Support Recove	14,579,382		8,096,119	3,891,674	447,283	1,481,495	13,916,572	662,810
Total Indirect Costs	14,579,382		8,096,119	3,891,674	447,283	1,481,495	13,916,572	662,810
Pledge Specific Costs								
Pledge Earmarking Fee	1,209,366		818,255	370,636	4,318	5,178	1,198,387	10,979
Pledge Reporting Fees	86,117		43,717	36,980	5,204	1,488	87,388	-1,272
Total Pledge Specific Costs	1,295,482		861,972	407,616	9,522	6,666	1,285,775	9,707
TOTAL EXPENDITURE (D)	241,515,052		138,573,322	66,350,484	7,582,974	25,651,324	238,158,104	3,356,948
VARIANCE (C - D)			1,740,342	646,273	210,186	760,146	3,356,948	

Disaster Response Financial Report

MDRHT008 - Haiti - Earthquake

Timeframe: 13 Jan 10 to 31 Dec 14

Appeal Launch Date: 13 Jan 10

Annual Report

Selected Parameters

Reporting Timeframe	2010/1-2015/09	Programme	MDRHT008
Budget Timeframe	2010/1-2014/12	Budget	Approved
Split by funding source	Y	Project	*
Subsector:	*		

All figures are in Swiss Francs (CHF)

IV. Breakdown by subsector

Business Line / Sub-sector	Budget	Opening Balance	Income	Funding	Expenditure	Closing Balance	Deferred Income
BL2 - Grow RC/RC services for vulnerable people							
Disaster management	11,390,198		11,337,031	11,337,031	11,337,031	0	
Disaster response	59,789,090		61,355,665	61,355,665	59,414,931	1,940,734	
Emergency preparedness	2,241,809		2,234,239	2,234,239	2,234,239	0	
Disaster Law	645,707		595,378	595,378	595,461	-83	
Recovery	100,727		100,747	100,747	100,747	0	
Shelter	66,146,132		65,166,443	65,166,443	64,890,913	275,529	
Subtotal BL2	140,313,664		140,789,502	140,789,502	138,573,322	2,216,180	
BL3 - Strengthen RC/RC contribution to development							
Health	9,942,787		9,505,152	9,505,152	9,502,401	2,751	
Water, sanitation and hygiene	36,852,858		37,072,298	37,072,298	36,653,985	418,313	
Organizational development	20,201,113		20,727,930	20,727,930	20,194,097	533,833	
Subtotal BL3	66,996,757		67,305,381	67,305,381	66,350,484	954,897	
BL4 - Heighten influence and support for RC/RC work							
Humanitarian principles and values	58,805		58,805	58,805	58,805	0	
Communications	7,692,661		7,482,474	7,482,474	7,482,474	0	
Partnerships and resource mobilisation	41,695		41,695	41,695	41,695	0	
Subtotal BL4	7,793,161		7,582,974	7,582,974	7,582,974	0	
BL5 - Joint working and accountability							
Audit and risk management	962,088		962,087	962,087	959,208	2,879	
Cooperation and coordination	6,489,607		6,190,514	6,190,514	6,190,126	387	
General management	16,926,660		16,575,239	16,575,239	16,564,896	10,342	
Planning monitoring and evaluation	1,630,562		1,534,776	1,534,776	1,534,776	0	
Security	402,553		402,317	402,317	402,317	0	
Subtotal BL5	26,411,470		25,664,933	25,664,933	25,651,324	13,609	
GRAND TOTAL	241,515,052		241,342,790	241,342,790	238,158,104	3,184,686	