

www.ifrc.org  
Saving lives,  
changing minds.

# Emergency appeal

## Syria: Complex Emergency

 International Federation  
of Red Cross and Red Crescent Societies

Revised Appeal n° MDRSY003	10 million people to be assisted (3 million in 2016)	Appeal launched July 2012
Glide n° <a href="#">OT-2011-00025-SYR</a>	145.1 million Swiss francs current Appeal budget (56.1 million Swiss francs for 2016)	Revision n° 5 issued May 2016
	33.2 million Swiss francs funding gap for the current revision	Appeal ends December 2016

This revised Emergency Appeal seeks a total of some **145.1m Swiss francs** (*increased by approximately 25 per cent*) to enable the IFRC to support the **Syrian Arab Red Crescent (SARC)** to deliver assistance to some **10 million people during the overall appeal timeframe, or approximately 3 million people in 2016, with a focus on the following sectors: health, including psychosocial support, food security and livelihoods, shelter with basic household items, water and sanitation with a focus on hygiene promotion and the distribution of hygiene related non-food items, logistics and National Society capacity building.** This revised Appeal has a funding gap of 33.2 million Swiss francs due to the increased number of beneficiaries and the increase in activities. The planned response reflects the current situation and information available at this time and will be adjusted based on developments and detailed assessments. For details see the Emergency Plan of Action (EPoA) [<click here>](#)

## The disaster and the Red Cross Red Crescent response to date

**July 2012:** 1 million people in need registered. IFRC Emergency Appeal is launched to support SARC to directly assist over 200,000 beneficiaries for 12 months.

**December 2012:** 4 million people in need registered. IFRC Emergency Appeal is revised to help SARC to assist up to 650,000 beneficiaries for 18 months.

**July 2013:** 6.8 million people in need registered. IFRC Emergency Appeal is revised to support SARC reach up to 910,000 beneficiaries (660,000 through relief and 250,000 through health)

**November 2013:** 9.3 million people in need registered. IFRC Emergency Appeal is revised to assist up to 5,460,000 beneficiaries (4,750,000 through relief and 710,000 through health).

**December 2014:** 12.2 million people in need registered. IFRC Emergency Appeal is revised to respond to increased humanitarian needs on the ground by delivering assistance to 8m people during the appeal time frame.

**May 2016:** IFRC Emergency Appeal is revised to 145.1 Swiss francs reach 10 million people overall (3 million in 2016).



SARC Idleb branch delivering assistance to Fouah and Kafraya in February 2016. Photo: SARC/ Idleb branch



## Needs analysis, beneficiary selection, risk assessment and scenario planning

### Needs analysis

The impact of the protracted crisis has resulted in a continuous growth in the number of people in need of humanitarian assistance. According to the 2016 Humanitarian Needs Overview by the United Nations Office for the Coordination of Humanitarian Affairs (UN OCHA)<sup>1</sup>, approximately 13.5 million people are in need of one or multiple types of humanitarian assistance representing a vast majority of the population residing in the country. Three in four Syrians live in poverty; a deep economic recession, fluctuating national currency, sanctions, soaring food and fuel prices, and disrupted markets have contributed to the extreme vulnerability of the population. Although the number of internally displaced people has decreased compared to 2014, this change is mainly due to the increase in the number of refugees, and the vulnerability of displaced people has increased as most people have been displaced multiple times. Displaced people are mainly living in host communities, which has resulted in the host communities themselves overstressing their resources and increasing their own vulnerabilities.

The situation can vary significantly from area to area, depending on the security situation in each of the governorates. For instance, it may be that unemployment is approximately 53 per cent on national average, but in some areas it might be reaching 100 per cent. The same considerations apply to functioning health facilities as some areas are more affected than others, and also for income spent on food, or the price of main food commodities. In order to be able to reflect this, the severity of the needs is presented on maps per districts of the country.

### Beneficiary selection

SARC bases its response on the seven Fundamental Principles of the Red Cross Red Crescent, including neutrality and impartiality. Accordingly, there is no discrimination as to the selection of beneficiaries based on their nationality, race, religious beliefs, class or political opinions. SARC's response is based on needs assessment alone, which is particularly important given the scarcity of resources. Continuous assessments are carried out by SARC volunteers through 14 branches and 62 active sub-branches. Volunteers are both operating in and from those affected communities, and are well-placed to assess the situation. In areas where the conflict does not allow for safe access, or access may be time-limited (for instance, volunteers may only be able to enter an area for two to three hours to assess needs) volunteers will conduct an emergency assessment. If they are able to enter the area for a short time, the assessment is conducted through key informant interviews and focus group discussions with families, community leaders and other local organizations. Assessment is also conducted by observation – for example in a newly opened area volunteers consider the conditions of the buildings, whether power or water is available, and how communities are able to support themselves.

When a besieged area opens up, or in case of a sudden movement of population, the assessment and response targets the members of the community or group of people displaced. SARC responds to such situations with relief items supplied by IFRC and others, so aid is ready to go in quickly during such emergencies.

Trained volunteers conduct home visits and use a questionnaire to determine vulnerabilities. Supporting documents to verify the circumstances of the household are also requested where possible. SARC branches and sub-branches use a standard template for beneficiary registration. Distributions are managed through distribution and beneficiary identification cards.

In general, there is common analysis by SARC on the particular vulnerability of the following groups/relevance of criteria for selection for relief response with food, non-food items and WASH and livelihoods activities:

- IDPs and host communities
- Youth, female-headed households, elderly and people with disabilities
- People who have lost their homes or based on an assessment of their current shelter conditions
- Others directly affected (e.g. injured) by the conflict
- People suffering from chronic illness or other serious medical conditions
- Family size/number of dependents
- Access to source(s) of income

SARC health facilities are filling a gap in the provision of services, providing emergency health services in an independent and impartial manner. The Mobile Health Units travel to areas where people don't have access to health

<sup>1</sup> United Nations Office for the Coordination of Humanitarian Affairs (October 2015) 2016 Humanitarian Needs Overview, Syrian Arab Republic [https://www.humanitarianresponse.info/en/system/files/documents/files/2016\\_hno\\_syrian\\_arab\\_republic.pdf](https://www.humanitarianresponse.info/en/system/files/documents/files/2016_hno_syrian_arab_republic.pdf).

services, including hard-to-reach and besieged areas, where SARC ambulances are used for evacuations. The locations for the health clinics and health points are chosen based on whether other health facilities are functioning, how safe and convenient the access is, and the percentage of internally displaced persons in the location. Some 60% of all patients in the health facilities are woman and children.

There are also community centres providing psychosocial support, education related services and livelihoods support that are established in locations where there are a high number of internally displaced people and where no others are providing similar services to the community. In terms of livelihoods programming, while following the criteria mentioned above, the beneficiary selection depends on local contextual variations.

### **Needs in SARC operational and strategic capacity building**

As the Syria crisis enters its sixth year, supporting SARC operations, and increasing the NS's capacity to deliver humanitarian assistance to meet the needs of the affected people throughout Syria, remains of critical importance. SARC assistance to the vulnerable population has more than tripled since the beginning of 2013. Due to this scaling up of activities, the financial burden on core infrastructure and organizational running costs have significantly increased. IFRC's contribution to these core running costs ensures that SARC is able to maintain its infrastructure and administrative functions to respond to the crisis in an appropriate and timely manner. The scaled up activities have resulted in an exhaustive usage of SARC infrastructure (health facilities, warehouses and office facilities). These facilities need renovation and reconstruction, expansion, purchase of equipment etc. in order to make them fit for increased operational use and to support SARC in sustaining its activities.

With much of the international aid effort in Syria delivered by SARC, there has been an ever-increasing need for strong operations coordination, robust financial and administrative management, as well as technical skills and capacity in the different sectors, to ensure effective and efficient delivery of humanitarian assistance and engagement with other implementing partners. Due to the continued scaling up of activities, the number of SARC staff has grown fivefold in the last two years alone. The situation in the country has also impacted SARC staff and volunteers, and special attention therefore needs to be focused on retaining and supporting them. SARC must continuously recruit, train and equip staff and volunteers to ensure that they can effectively respond. Without the provision of basic training packages, equipment, salaries and incentives for key roles, SARC is unable to attract, retain and support the personnel who are on the frontline of the humanitarian response in Syria.

The volatile and changing context requires a structured and systematic strategic and operational planning which has to be further operationalized, and mechanisms put in place to support regular cycles of strategic and operational planning. Learning is central to SARC adapting and evolving to meet changing conditions.

### **Scenarios**

While the political and security context continue to change during 2016, as described in the emergency appeal plan of action (EPoA), a contingency planning process will be undertaken with SARC and partners for response and readiness actions which includes projecting and planning for these potential scenarios.

Potential scenarios and IFRC response:

- Escalation of conflict and further aggravation of humanitarian needs: Movement partners analyse and agree if it is necessary to increase appeal targets. Enhancing resilience approach, capacity building, and strategic and operational planning continue as a priority, as far as SARC's capacity for scaled-up response allows. The IFRC will continue to provide focused winter assistance for the next winter season.
- The scale of conflict and humanitarian needs remains at same level or reduces: the relief continues as planned in the 2016, and increased focus is placed on enhancing a resilience approach, capacity building, and strategic and operational planning continue as a priority as far as SARC's on-going response allows. Joint planning for recovery activities takes place. Relief targets might be revised as requested by SARC and agreed with Movement partners. The IFRC will continue to provide focused winter assistance for the next winter season.
- Stabilization of situation: SARC would increase its focus on recovery and resilience building activities.

## **The operational strategy**

**Overall objective:** Respond to the most urgent needs of people affected by the crisis in Syria by enhancing SARC's immediate capacity and building resilience through strengthening SARC's capacity to implement its humanitarian mandate in the longer-term.

Update on main operational progress:

Operating in the context of Syria has been characterized by quickly changing scenarios, with sudden conflicts and shifting frontlines, resulting in disrupted access, massive sudden displacement of people, and direct threats to humanitarian workers. In the fifth year of the conflict, the prolonged acute emergency is still demanding the scaling up of emergency response capacity, and more recently increasing the need for interventions aimed at building resilience.

SARC is the main local humanitarian partner for many organisations (the annexed map shows SARC areas of intervention). In 2015, according to SARC records, SARC staff and volunteers distributed more than 80 million units of relief items reaching more than 4.5 million people per month. Based on the actual SARC distribution reports and the UN definition on areas accessible for humanitarian aid, around 63 per cent of these items were distributed in hard to reach (HTR) areas<sup>2</sup>. SARC also conducted 77 crossline operations in 2015, together with other international humanitarian actors present in the country.

Through its extensive network of health facilities, ambulances and trained first aid volunteer teams, SARC provides emergency and primary health care services to more than 2.5 million people per year. Psychosocial support reaches 316,000 children and families annually in the Community Centres and through mobile PSS teams, mainly serving internally displaced persons (IDPs) in safer areas and in shelters.

In line with the overall objective, the IFRC will continue supporting SARC's humanitarian response. In parallel, IFRC will be engaging in increasing quality programmes, defining long-term strategic priorities and capacity building in key areas, in a structured and comprehensive way, recognizing the particular challenges faced when at the same time managing day-to-day operations in the protracted crisis.

#### Coordination and partnership:

IFRC has been present in Syria since the mid-1990s with a permanent representation office since 2007. Currently the IFRC has a dedicated team based in Syria, which is integrated with SARC, and delegates in Beirut to support the response operation and capacity building initiatives. Three partner National Societies have delegates in Syria; the Danish, German, and Norwegian Red Cross Societies. Other key partners such as the British, Canadian, French, Finnish, Italian, Japanese, Netherlands, Spanish, Swedish and Swiss Red Cross Societies are present in the region. An area of priority for the IFRC, SARC and its partners is the coordination of initiatives in the priority areas, striving to optimize resources and complement efforts to achieve common programming objectives.

The International Committee of the Red Cross is present in Syria since 1967, working closely with SARC. The ICRC has four offices in Syria, 68 international delegates and more than 300 national staff. The main areas of operation and support to SARC are emergency assistance, economic security, health, water rehabilitation, protection/detention, restoring family links and promoting humanitarian values.

## The proposed strategy

In this revised appeal for Syria, the IFRC has defined the priority areas and activities for the support to SARC during 2016. The process for doing so was conducted in close coordination with SARC leadership and management, based on information from branches and sub-branches. The ICRC and partner NSs were also consulted on the planned areas and activities. The IFRC and SARC will continue the provision of humanitarian assistance, as there continues to be acute emergency situations in many parts of Syria and the resources of the people are depleted. Hence, the provision of humanitarian relief to affected populations remains a priority. However, during 2016, an increased focus will be placed on programmes contributing to the resilience of communities and of the NS.

In recognition of the long-term chronic nature of the crisis in Syria and the need for the IFRC to take a more developmental approach to responding to community needs and SARC capacity development, this Emergency Appeal will be succeeded from 2017 by an IFRC Syria Country Plan to support community resilience and crisis recovery and enhance SARC's organisational capacity and sustainability. The IFRC Emergency Appeal mechanism will continue to be used to support acute humanitarian needs through the provision of emergency relief in Syria in complement to the longer term plan.

In transition to the new plan and budget in 2017, SARC and the IFRC have agreed on a two-track approach to this final revision of the current Emergency Appeal: (i) to ensure a continued and coordinated provision of efficient and

<sup>2</sup> An area that is not regularly accessible to humanitarian actors for the purpose of sustained humanitarian programming as a result of denial of access. United Nations Office for the Coordination of Humanitarian Affairs (October 2015) 2016 Humanitarian Needs Overview, Syrian Arab Republic [https://www.humanitarianresponse.info/en/system/files/documents/files/2016\\_hno\\_syrian\\_arab\\_republic.pdf](https://www.humanitarianresponse.info/en/system/files/documents/files/2016_hno_syrian_arab_republic.pdf).

effective humanitarian assistance and (ii) further develop capacity in activities that support early recovery where possible and build community resilience.

- i. **Contribute to the response to the most urgent humanitarian needs through the provision of emergency relief items:**
  - a) Food provision - support SARC's relief operations through the provision of basic family food parcels - allowing a flexible response in situations where there is a surge in needs, that other agencies are not covering. *(Linked to Area of Focus 3. Livelihoods of IFRC 2016-2020 Plan)*
  - b) Water, sanitation and hygiene promotion - provide family hygiene parcels to improve sanitation and hygiene conditions allowing a flexible response in situations where there is a surge in needs. *(Linked to Area of Focus 5. Water, Sanitation and Hygiene of IFRC 2016-2020 Plan)*
  - c) Shelter and settlements (and household items) – provide assistance to IDP families with basic shelter and household items, such as mats, mattresses, blankets, tarpaulins, and kitchen sets. *(Linked to Area of Focus 2. Shelter of IFRC 2016-2020 Plan)*
  
- ii. **Enhance the SARC's strategic planning capacity, organizational sustainability and further develop its capacity to deliver activities that support early recovery, in areas where this is possible, thereby contributing to improved resilience of communities and individuals affected by the crisis.**
  - a) Livelihoods: Continue supporting SARC in gradually building its capacity in livelihoods programming and scaling-up livelihoods intervention aimed at contributing to the resilience of individuals and communities, and preventing them from engaging in negative coping strategies. *(Linked to Area of Focus 3. Livelihoods of IFRC 2016-2020 Plan)*
  - b) Health and Care: The IFRC will scale up its support to SARC in the health sector, expanding and improving health care services; maintaining the existing health facilities supported by the IFRC, through procuring equipment and pharmaceuticals. By expanding access to treatment and care, so that common and serious conditions are promptly addressed and secondary complications, disabilities, and other socio-economic impacts are reduced. An assessment on SARC health services will take place to contribute to a plan looking at effective and efficient management of health services and future priorities and sustainability. *(Linked to Area of Focus 4 Health of IFRC 2016-2020 Plan)*
  - c) Psycho Social Support: Three community centres will be established in three governorates to provide psychosocial support, vocational training, and remedial classes to children and adolescents and to reinsert them into the school system, and support their access to education. The overall goal of these three integrated areas is to contribute to their increased individual resilience and self-sufficiency. *(Linked to Area of Focus 6. Social Inclusion)*
  - d) Infrastructure: A plan will be established to upgrade, construct and/or rehabilitate the SARC infrastructure as per defined needs. The main focus will be on the SARC branches and sub-branches, warehouses, distribution points and health facilities.
  - e) Capacity building and organizational sustainability: The main aim is to enhance SARC's capacity to efficiently and effectively respond to evolving needs and implement sustainable quality programmes. Focus will be put on supporting SARC's organizational structure and operational capacity, to maintain or increase operations. This will include support to SARC in terms of scenario planning, strategic and operational planning, the development of policies, procedures and guidelines (in finance, human resources, volunteer management and information technology), building technical skills of staff and volunteers (in logistics, medical logistics, nutrition, IT, health, information management, gender, psycho-social support, livelihoods, disaster management, and communication).


The IFRC aims to enhance SARC's institutional capacity by incorporating a gender approach in its activities. The overall programme cycle will be informed by the IFRC' Minimum Standards Commitment (MSC) to Gender and Diversity that will be rolled out as a training for programme and operational staff. *(Linked to Area of Focus 7. Building a culture of non-violence and Peace)*. SARC will be supported to improve gender parity in its organizational culture and operational capacity via a targeted action that aims to build leadership skills of professional women and men. *(Linked to Strategies for Implementation 1. Strengthen National Society capacities to ensure sustained and relevant Red Cross and Red Crescent presence in communities of IFRC 2016-2020 Plan)*


The strategic planning process and increased support to further develop longer-term support mechanisms at community level for resilience and recovery will be aligned with the overall goals of SARC. The support to this process will be a joint effort among Movement partners. *(Linked to Strategies for Implementation 1. Strengthen National Society capacities to ensure sustained and relevant Red Cross and Red Crescent presence in communities of IFRC 2016-2020 Plan)*.


**Beneficiary and community engagement and accountability:** taking into account gender and diversity needs, as well as the other needs of affected communities across the country, measures will be put in place to enhance community participation and improve programme accountability to beneficiaries. The IFRC will support SARC to engage in two-way communication through beneficiary feedback system, to ensure assistance is appropriate and contextualized. These communication channels will utilize existing cultural and traditional systems and processes, such as social media, participatory activities and other innovative means such as mobile phone technology, to capture feedback from beneficiaries to inform respective programmes.

## Proposed sectors of intervention


### 1. Contribute to the response to the most urgent humanitarian needs through the provision of emergency relief items

 <b>Livelihoods; Nutrition; Food security</b>
<b>Outcome 1 Immediate food needs of the targeted population are met</b>
<b>Output 1.1 Food items are distributed to vulnerable families over the extended period of the Appeal</b>
<ul style="list-style-type: none"> <li>Provide <b>500,000</b> food parcels for SARC's distribution to <b>1.75 million of</b><sup>3</sup> the most vulnerable populations affected by the crisis.</li> </ul>

 <b>Water; Sanitation; Hygiene promotion</b>
<b>Outcome 2. Immediate reduction in risk of hygiene related diseases among target communities with a gender focus on the specific needs of children, women and men to ensure dignity and prevent hygiene-related diseases</b>
<b>Output 2.1 Hygiene-related goods (NFIs) which meet Sphere standards are provided to the target population.</b>
<ul style="list-style-type: none"> <li>Support SARC to procure and distribute hygiene kits, and women's emergency kits to people in need in close coordination with SARC, Danish Red Cross and German Red Cross.</li> </ul>


 <b>Shelter and settlements; Household non-food items</b>
<b>Outcome 3 Access of the affected populations to essential household items to meet most urgent needs of vulnerable people</b>
<b>Output 3.1 Essential household items are prepositioned to be provided to the most vulnerable families (one-time distribution) with a gender focus on the needs of children, women and men</b>
Activity planned: Provide basic household items to the people in need.


### 2. Enhance SARC's strategic planning capacity, organizational sustainability and further develop its capacity to deliver activities that support early recovery, in areas where this is possible, thereby contributing to improved resilience of communities and individuals affected by the crisis.

 <b>Livelihoods; Nutrition; Food security</b>
<b>Outcome 4 Restoration/protection of disrupted livelihoods for affected households and communities.</b>
<b>Output 4.1 Increased employability of people obtaining skills through vocational training and provision of assets to help people access the labour market or self-employment.</b>
<ul style="list-style-type: none"> <li>Conduct labour market assessment through a gender lens.</li> <li>Provide tailored vocational training for affected women and men, girls and boys.</li> <li>Procure and distribute toolkits according to distinct needs.</li> </ul>
<b>Output 4.2 Supported livelihoods of affected communities and households by restarting and/or protecting agricultural activities.</b>
<ul style="list-style-type: none"> <li>Conduct agricultural assessments with insight in specific gender roles in agriculture.</li> <li>Procure and distribute agricultural inputs, such a seeds, pesticide and tools.</li> <li>Procure and distribute small livestock and animal feed.</li> <li>Improve the livelihoods support through community facilities according to identified needs.</li> </ul>
<b>Outcome 5 Access to preventive and curative nutritional services improved.</b>

<sup>3</sup> It is assumed that approximately 30 per cent of the people will be reached through regular distributions therefore the number of people affected reflects the 70 per cent of the total number, so to avoid double counting.

<b>Output 5.1 Provide preventive nutritional services through distributing nutritional supplements in health facilities and provide curative nutritional services through referrals to nutritional centres.</b>
<ul style="list-style-type: none"> <li>• Conduct nutritional assessments targeting the population in hard-to-reach / besieged areas through a gender lens for nutritional patterns/requirements.</li> <li>• Establish 3 new nutritional (CMAM) centres in Damascus, Rural Damascus, and Tartus.</li> <li>• Provide emergency nutrition and food supplements during entry to hard-to-reach / besieged areas.</li> <li>• Maintain continuous nutrition supplies to 2 already established centres and the 3 proposed new ones.</li> <li>• Identify and manage cases of malnutrition especially among children, pregnant and lactating women who are visiting different SARC facilities and refer them to nutrition centres.</li> </ul>

 <b>Health and care</b>
<b>Outcome 6 Increased access of the population to lifesaving and basic health services.</b>
<b>Output 6.1 Gaps in medical infrastructure supporting the affected population are filled.</b>
<ul style="list-style-type: none"> <li>• Health delegate and medical logistics delegate provide technical support to identify needs and provision health services.</li> <li>• Support 9 MHU, 15 clinics, 8 health points with running costs and recruit / train health volunteers and staff (IFRC support can be increased for additional health facilities).</li> <li>• Procure health-related items (medical consumables, pharmaceuticals and nutritional supplements) and equipment following IFRC policies and procedures.</li> </ul>
<b>Output 6.2 Target population is provided with emergency evacuation services.</b>
<ul style="list-style-type: none"> <li>• Support 48 ambulances with running costs and equipment.</li> <li>• Provide health volunteers with visible and clearly marked uniforms (1,000).</li> </ul>
<b>Outcome 7 Reduced psychosocial distress of children, men and woman.</b>
<b>Output 7.1 Children, men and women are engaged in psychosocial sessions, learning and social activities.</b>
<ul style="list-style-type: none"> <li>• Establish and support running costs for three Community Centres providing PSS and learning opportunities to children and adolescents (Child Friendly Spaces).</li> <li>• Provide PSS, education and learning activities for children, adolescents and adults in Community Centres.</li> <li>• Train staff and volunteers to apply tools and methodologies of PSS and benefit from enhanced self-care.</li> </ul>

 <b>National Society capacity building</b>
<b>Outcome 8 The quality of the operation is strengthened by developing the capacity of SARC to enable it to continue to be the main actor in delivering assistance and services to people affected.</b>
<b>Output 8.1 Maintain and reinforce the operational and support structure of SARC HQ, branches and sub-branches to ensure timely and relevant response.</b>
<ul style="list-style-type: none"> <li>• Provide technical support to SARC staff in the priority areas the appeal: logistics including medical logistics, information management, DM, health and nutrition, livelihoods, communication and partnerships.</li> <li>• Ensure financial resources for SARC running costs at headquarters, branches and sub-branches, and increase support where and when needed to ensure an effective response and continuity of services.</li> </ul>
<b>Output 8.2 Strengthen the capacity of SARC in disaster management and contribute to future sustainability.</b>
<ul style="list-style-type: none"> <li>• Conduct relevant training in DM and disseminate relevant tools and methodologies for staff and volunteers.</li> <li>• Provide necessary tools and equipment for HQ, branches and sub-branches to be able to provide a timely response, and ensure volunteers and staff have adequate visibility to perform their duties.</li> <li>• Develop and adapt relevant tools to systematically conduct assessments needs and post distribution monitoring.</li> <li>• Provide technical support in contingency planning and linked procedures.</li> </ul>
<b>Output 8.3 The findings of evaluations lead to adjustments in IFRC's support to ongoing plans and to future responses.</b>
<ul style="list-style-type: none"> <li>• Review and assess the IFRC Syria Complex Emergency Appeal response to identify the main lessons learned.</li> <li>• With external support, inform and support the IFRC planning process incorporating longer term goals.</li> </ul>
<b>Output 8.4 To support SARC with advice regarding volunteer management and the development of volunteer policies and guidelines.</b>
<ul style="list-style-type: none"> <li>• Provide technical support to activities to enhance volunteer management through leadership and management training and the development and dissemination of relevant policies and guidelines.</li> <li>• Support SARC in establishing and conducting a process to define strategic planning focusing on long term NS development and sustainability of services.</li> </ul>

<p><b>Output 8.5 Planning, Monitoring, Evaluation, Accountability and Learning (PMEAL): SARC services and programmes are informed by monitoring and evaluation systems, including accountability to beneficiaries.</b></p> <ul style="list-style-type: none"> <li>• Support the establishment of PMEAL functions and structures at HQ.</li> <li>• Identify and roll out the most appropriate monitoring and accountability tools.</li> <li>• Train staff on approaches to deliver accountability to beneficiaries.</li> </ul>
<p><b>Output 8.6 SARC has identified institutional priorities and enhanced capacity in Gender Based Violence and gender as a cross cutting issue.</b></p> <ul style="list-style-type: none"> <li>• Provide technical support to develop a work plan and adapt/develop tools to mainstream gender.</li> <li>• Hire one local GBV focal point and train staff and volunteers in gender and GBV.</li> </ul>
<p><b>Output 8.7 Logistics: Maintain SARC's capacity for warehouse management to handle increased volume of items and uphold quality control and expand support to medical logistics and medical infrastructure (handling medicines and nutrition items in volume 2016).</b></p> <ul style="list-style-type: none"> <li>• Restructure the emergency logistics operation team at HQ and reinforce with a logistics officer and a logistics quality assurance officer to lead on verification of relief items, while the current logistics mobilization officer oversees and supports three branch and sub-branch logistics staff / volunteers.</li> <li>• Locate the pool of staff and volunteers involved in logistics or warehousing and engage in refresher training to ensure best practice, standards and deliver on-the-job training plus conduct quarterly logistics trainings for staff and volunteers undertaking warehouse management.</li> <li>• Continue mapping warehouses at branch level, assess capacity and plan further support where necessary.</li> <li>• Expand tools including the LogIC inventory control system at branch level to compile relevant data on stock.</li> <li>• Position a medical logistics delegate to oversee the management of medical stock, including: tracking of relevant shipments; distribution and support of medical supplies; establish the relevant infrastructure; develop the necessary guidelines and SOP's; recruit and train people to take on core positions in specialized hubs; and assist logistics team to monitor the medical logistics operations.</li> <li>• In cooperation with the health, establish a medical logistics infrastructure to accommodate medical supply and distributions and secure a space for prepositioning medical stock at the HQ level.</li> <li>• Contribute to rental support, rehabilitation and running costs of logistics structures at all levels.</li> <li>• Provide transport means to SARC to enhance operational capacities and maintain existing SARC fleet capacity, contributing to running costs, maintenance and emergency repairs.</li> </ul>
<p><b>Output 8.8 SARC response capacity is strengthened through logistics support and coordination (see 9.1).</b></p> <ul style="list-style-type: none"> <li>• Conduct quarterly logistics meetings for staff and volunteers to tackle field challenges and provide support.</li> <li>• Ensure a functional logistics network and provide refresher training on standard procedures and methods.</li> <li>• Reinforce the pool of expertise with a medical logistics delegate to support on the establishment of the relevant infrastructure and systems for prepositioning medical stock at the HQ level.</li> <li>• Recruit and train people to take core positions in specialized hubs and monitor the medical logistics operations.</li> </ul>
<p><b>Output 8.9 Information management: SARC management is supported in informed decision making through quality and timely information materials, reports and analysed information.</b></p> <ul style="list-style-type: none"> <li>• Assess the different tools and methods that branches are using for data entry and registration and, together with SARC HQ IM/Reporting unit, define the most appropriate tools and promote the harmonization of IM.</li> <li>• Train staff in data visualization and analysis and database management.</li> <li>• Continue mentoring support for HQ IM unit with a specific focus on reporting.</li> <li>• Promote Movement-wide data collection and reporting measures throughout SARC departments.</li> </ul>
<p><b>Output 8.10 Health: Enhance the quality of health care services in SARC's health facilities through providing training in different areas based on the needs.</b></p> <ul style="list-style-type: none"> <li>• Conduct health related training for staff and keep them updated on recent medical guidelines and approaches.</li> <li>• Conduct training on mhGAP for doctors working in health facilities to cover shortage of mental health staff.</li> <li>• Train volunteers on CBHFA manual to address needs of local communities and support SARC in implementation of community-based programs including epidemic control and psychosocial support.</li> <li>• Enhance the capacity of SARC's psychosocial support team through the recruitment and training of more staff and the hiring of an external expert on GVB, Prevention and Resilience.</li> </ul>
<p><b>Output 8.11 Livelihoods: Enhance capacities at SARC HQ and Branches to share an understanding of livelihood concepts and approaches within the RC/RC Movement.</b></p> <ul style="list-style-type: none"> <li>• Provide training to staff and volunteers on livelihoods concepts, cash transfer programming, livelihoods assessment tools and market assessment.</li> <li>• Provide support to develop a beneficiary accountability framework for livelihoods programming.</li> <li>• Recruit 3 livelihoods staff at HQ level.</li> <li>• Support the establishment of a Livelihoods Unit in the branches implementing livelihoods programming.</li> </ul>
<p><b>Output 8.12 Infrastructure: Following the 2015 completed feasibility study, establish capacities at SARC HQ to plan, implement and manage infrastructure projects.</b></p> <ul style="list-style-type: none"> <li>• Recruit SARC Infrastructure Officer (supported by a delegate for the appropriate duration).</li> <li>• Establish a working group/task force to develop and manage the infrastructure projects.</li> <li>• Implement the project according based on detailed plan.</li> <li>• Develop a monitoring process and responsibilities for implementation of the project.</li> </ul>

<b>Output 8.13 Information technology: Enhance SARC IT structure for in-house development of IT and software solutions.</b>
<ul style="list-style-type: none"> <li>Recruit IT staff for SARC HQ and branches.</li> <li>Implement Office 365 including email solutions for core positions at HQ, branch and sub-branch.</li> <li>SARC IT focal point to attend international workshop and enhance collaboration with IFRC ICT team.</li> <li>Seek additional license for SARC through Microsoft and net hope grants.</li> <li>Build IT capacities of staff and volunteers in HQ and branches through training.</li> <li>Develop procedures and guideline for IT management.</li> <li>Explore possibilities for information systems.</li> </ul>
<b>Output 8.14 Increased sustainable capacity of SARC to carry effective communication.</b>
<ul style="list-style-type: none"> <li>Enhance the skills of SARC communications focal points in HQ, branches and sub-branches through progressive training and continuous technical support.</li> <li>Define a communications development strategy to guide workflow and structure, and strengthen capacity.</li> <li>Provide communications focal points with necessary equipment to produce quality audio-visual content in line with skills development and procedures.</li> </ul>



### Quality programming; Programme support services

<b>Outcome 9 Optimal logistics mobilization and pipeline management maintained for both bilateral and multilateral consignments.</b>
<b>Output 9.1 Consolidated and standardized mobilization and pipeline management.</b>
<ul style="list-style-type: none"> <li>Ensure value for money for the benefit of RCRC partners and for beneficiaries.</li> <li>Enhance strong coordination of RCRC activities and simplify pipeline management and receipt of goods.</li> <li>Enable strong contract management and ensure the required quality of supplies.</li> </ul>
<b>Outcome 10 Increased positioning of the Movement on the humanitarian imperative to respond to the humanitarian needs in Syria.</b>
<b>Output 10.1 To develop positioning/advocacy communication products in coordination with the Movement in Syria.</b>
<ul style="list-style-type: none"> <li>Launch a large-scale campaign for 6th anniversary with several dedicated communications products and media coverage to highlight the humanitarian situation and call for protection of volunteers.</li> <li>Produce of documentaries on SARC volunteers and the Syria crisis.</li> <li>Report on humanitarian issues where SARC/IFRC can offer unique insight due to their role in Syria crisis.</li> <li>Support production of communication materials (web stories, press releases/reactive lines, key messages).</li> </ul>
<b>Output 10.2: Enhanced coordination with Movement partners.</b>
<ul style="list-style-type: none"> <li>To facilitate and strengthen a coordinated approach with the ICRC from the IFRC multilateral and bilateral partners towards the initiatives at technical level with SARC to ensure coherence and complementarity of the initiatives for a better accountability and optimize resources towards enhancing SARC capacity.</li> <li>Hold high level meetings with Red Cross Red Crescent Movement partners.</li> </ul>

**Human resources:** The IFRC Syria country team is integrated within SARC, working closely in coordination and cooperation with SARC units, management and leadership to support SARC to address the increasing pressure to deliver scaled-up operations over the protracted timeframe. The IFRC Syria team has currently ten international staff. As of April 2016, eight are based in Damascus, and two in Beirut. Three positions are currently under recruitment. The positions are: a Head of Office, Logistics Coordinator, Field Logistics delegate, Medical Logistics delegate, Health delegate, Livelihoods delegate, Reporting delegate, Quality Assurance and Resources Mobilization delegate, Finance delegate and PMEAL delegate. IFRC will mobilize surge support as required.

**Security:** The worsening crisis in Syria is expected to continue to restrict the access of humanitarian aid to those in need. Despite the security challenges, SARC, ICRC and IFRC, with the support of partner NSs, are working in close coordination to support the affected people. The Movement is affected by and remains concerned about the lack of sufficient respect for the Red Cross Red Crescent emblem by the parties and the lack of safe, unimpeded access to people in need of assistance. To date, 53 SARC and 8 Palestinian Red Crescent Society staff and volunteers have lost their lives. IFRC will continue to focus on supporting SARC in ensuring the best possible preparation of staff and volunteers for their duties. The current IFRC Risk Mitigation Plan developed in July 2015 will be revised in the 2<sup>nd</sup> quarter of 2016 followed by a visit from the IFRC Security Unit in Geneva, with the main objective to ensure full compliance with IFRC Minimum Security Requirements (MSR) and upgrade Security Plans.

## € Budget

See attached IFRC Secretariat budget (Annex 1) for details.

Garry Conille  
Under Secretary General  
Programmes and Operations Division

Elhadj As Sy  
Secretary General

### Reference documents



Click here for:

- Previous Appeals and updates
- Emergency Plan of Action (EPOA)

### Contact Information For further information specifically related to this operation please contact:

**In Syria:** Mr Marwan Abdullah, General Director, Syrian Arab Red Crescent Society, phone +963113327691/3327698; fax: +963 11 332 7695; email: [sarc@net.sy](mailto:sarc@net.sy); [info@sarc.sy](mailto:info@sarc.sy)

**In IFRC MENA Region:** Mads Brinch Hansen, Head of Emergency and Crisis, MENA, phone: +961 5 428 412, email: [mads.brinch@ifrc.org](mailto:mads.brinch@ifrc.org)

**In Geneva:** Cristina Estrada, Operations Quality Assurance; phone: +41 79 3583106; email: [cristina.estrada@ifrc.org](mailto:cristina.estrada@ifrc.org)

**For Resource Mobilization and Pledges: In IFRC Syria:** Karina Lapteva, Quality Assurance & Resource Mobilization Delegate for Syria, phone: +961 71 802 914, email: [karina.lapteva@ifrc.org](mailto:karina.lapteva@ifrc.org)

### For In-Kind donations and Mobilization table:

- **Global Logistics Services - Dubai office:** Martha Wanjiku, Logistics Assistant, phone: +971 4 4572993, email: [martha.wanjiku@ifrc.org](mailto:martha.wanjiku@ifrc.org)
- **In IFRC Syria:** Hicham Diab, Logistics Coordinator, phone: +963 948 898 796, +961 71 802482, email: [hicham.diab@ifrc.org](mailto:hicham.diab@ifrc.org)

### For Performance and Accountability (planning, monitoring, evaluation and reporting enquiries)

- **In IFRC MENA Region:** Nadine Haddad, Senior Planning, Monitoring, Evaluation and Reporting Officer, phone: + 961 71 802775, email: [nadine.haddad@ifrc.org](mailto:nadine.haddad@ifrc.org)
- **In IFRC Syria:** Eszter Matyeka, Syria Reporting Delegate, phone: +961 71 802 781, email: [eszter.matyeka@ifrc.org](mailto:eszter.matyeka@ifrc.org)

## How we work

All IFRC assistance seeks to adhere to the **Code of Conduct** for the International Red Cross and Red Crescent Movement and Non-Governmental Organizations (NGO's) in Disaster Relief and the **Humanitarian Charter and Minimum Standards in Humanitarian Response (Sphere)** in delivering assistance to the most vulnerable. The IFRC's vision is to inspire, encourage, facilitate and promote at all times all forms of humanitarian activities by National Societies, with a view to preventing and alleviating human suffering, and thereby contributing to the maintenance and promotion of human dignity and peace in the world.

The IFRC's work is guided by Strategy 2020 which puts forward three strategic aims:



**Save lives,**  
protect livelihoods,  
and strengthen recovery  
from disaster and crises.



Enable healthy  
and safe living.



Promote social inclusion  
and a culture of  
non-violence and peace.

# EMERGENCY APPEAL

11/05/2016

MDRSY003

Syria -Syria - Syria Complex Emergency Syria Crisis

Budget Group	Multilateral Response	Inter-Agency Shelter Coord.	Bilateral Response	Appeal Budget CHF
Shelter - Relief	2,798,006			2,798,006
Shelter - Transitional	0			0
Construction - Housing	0			0
Construction - Facilities	11,250			11,250
Construction - Materials	0			0
Clothing & Textiles	17,513,659			17,513,659
Food	45,615,198			45,615,198
Seeds & Plants	1,500,000			1,500,000
Water, Sanitation & Hygiene	12,241,860			12,241,860
Medical & First Aid	13,673,573			13,673,573
Teaching Materials	365,510			365,510
Utensils & Tools	2,704,793			2,704,793
Other Supplies & Services	511,780			511,780
Emergency Response Units	0		0	0
Cash Disbursements	0			0
<b>Total RELIEF ITEMS, CONSTRUCTION AND SUPPLIES</b>	<b>96,935,629</b>	<b>0</b>	<b>0</b>	<b>96,935,629</b>
Land & Buildings	2,507,075			2,507,075
Vehicles	2,388,774			2,388,774
Computer & Telecom Equipment	418,518			418,518
Office/Household Furniture & Equipment	339,544			339,544
Medical Equipment	3,147,298			3,147,298
Other Machinery & Equipment	0			0
<b>Total LAND, VEHICLES AND EQUIPMENT</b>	<b>8,801,208</b>	<b>0</b>	<b>0</b>	<b>8,801,208</b>
Storage, Warehousing	3,452,676			3,452,676
Distribution & Monitoring	4,251,556			4,251,556
Transport & Vehicle Costs	1,462,937			1,462,937
Logistics Services	3,991,141			3,991,141
<b>Total LOGISTICS, TRANSPORT AND STORAGE</b>	<b>13,158,310</b>	<b>0</b>	<b>0</b>	<b>13,158,310</b>
International Staff	4,157,950			4,157,950
National Staff	191,720			191,720
National Society Staff	3,174,579			3,174,579
Volunteers	1,829,248			1,829,248
<b>Total PERSONNEL</b>	<b>9,353,497</b>	<b>0</b>	<b>0</b>	<b>9,353,497</b>
Consultants	208,925			208,925
Professional Fees	272,845			272,845
<b>Total CONSULTANTS &amp; PROFESSIONAL FEES</b>	<b>481,770</b>	<b>0</b>	<b>0</b>	<b>481,770</b>
Workshops & Training	415,983			415,983
<b>Total WORKSHOP &amp; TRAINING</b>	<b>415,983</b>	<b>0</b>	<b>0</b>	<b>415,983</b>
Travel	308,055			308,055
Information & Public Relations	66,576			66,576
Office Costs	669,647			669,647
Communications	128,577			128,577
Financial Charges	587,656			587,656
Other General Expenses	41,180			41,180
Shared Office and Services Costs	282,066			282,066
<b>Total GENERAL EXPENDITURES</b>	<b>2,083,757</b>	<b>0</b>	<b>0</b>	<b>2,083,757</b>
Partner National Societies	4,557,832			4,557,832
Other Partners (NGOs, UN, other)	0	0		0
<b>Total TRANSFER TO PARTNERS</b>	<b>4,557,832</b>	<b>0</b>	<b>0</b>	<b>4,557,832</b>
Programme and Services Support Recovery	8,826,219		0	8,826,219
<b>Total INDIRECT COSTS</b>	<b>8,826,219</b>	<b>0</b>	<b>0</b>	<b>8,826,219</b>
Pledge Earmarking & Reporting Fees	471,828			471,828
<b>Total PLEDGE SPECIFIC COSTS</b>	<b>471,828</b>	<b>0</b>	<b>0</b>	<b>471,828</b>
<b>TOTAL BUDGET</b>	<b>145,086,034</b>	<b>0</b>	<b>0</b>	<b>145,086,034</b>
<b>Available Resources</b>				
Multilateral Contributions	111,866,797			111,866,797
Bilateral Contributions			0	0
<b>TOTAL AVAILABLE RESOURCES</b>	<b>111,866,797</b>	<b>0</b>	<b>0</b>	<b>111,866,797</b>
<b>NET EMERGENCY APPEAL NEEDS</b>	<b>33,219,237</b>	<b>0</b>	<b>0</b>	<b>33,219,237</b>

# EMERGENCY APPEAL

11/05/2016

MDRSY003

Syria -Syria - Syria Complex Emergency Syria Crisis

Budget Group	Multilateral Response	Inter-Agency Shelter Coord.	Bilateral Response	Appeal Budget CHF
Shelter - Relief	2,798,006			2,798,006
Shelter - Transitional	0			0
Construction - Housing	0			0
Construction - Facilities	11,250			11,250
Construction - Materials	0			0
Clothing & Textiles	17,513,659			17,513,659
Food	45,615,198			45,615,198
Seeds & Plants	1,500,000			1,500,000
Water, Sanitation & Hygiene	12,241,860			12,241,860
Medical & First Aid	13,673,573			13,673,573
Teaching Materials	365,510			365,510
Utensils & Tools	2,704,793			2,704,793
Other Supplies & Services	511,780			511,780
Emergency Response Units	0		0	0
Cash Disbursements	0			0
<b>Total RELIEF ITEMS, CONSTRUCTION AND SUPPLIES</b>	<b>96,935,629</b>	<b>0</b>	<b>0</b>	<b>96,935,629</b>
Land & Buildings	2,507,075			2,507,075
Vehicles	2,388,774			2,388,774
Computer & Telecom Equipment	418,518			418,518
Office/Household Furniture & Equipment	339,544			339,544
Medical Equipment	3,147,298			3,147,298
Other Machinery & Equipment	0			0
<b>Total LAND, VEHICLES AND EQUIPMENT</b>	<b>8,801,208</b>	<b>0</b>	<b>0</b>	<b>8,801,208</b>
Storage, Warehousing	3,452,676			3,452,676
Distribution & Monitoring	4,251,556			4,251,556
Transport & Vehicle Costs	1,462,937			1,462,937
Logistics Services	3,991,141			3,991,141
<b>Total LOGISTICS, TRANSPORT AND STORAGE</b>	<b>13,158,310</b>	<b>0</b>	<b>0</b>	<b>13,158,310</b>
International Staff	4,157,950			4,157,950
National Staff	191,720			191,720
National Society Staff	3,174,579			3,174,579
Volunteers	1,829,248			1,829,248
<b>Total PERSONNEL</b>	<b>9,353,497</b>	<b>0</b>	<b>0</b>	<b>9,353,497</b>
Consultants	208,925			208,925
Professional Fees	272,845			272,845
<b>Total CONSULTANTS &amp; PROFESSIONAL FEES</b>	<b>481,770</b>	<b>0</b>	<b>0</b>	<b>481,770</b>
Workshops & Training	415,983			415,983
<b>Total WORKSHOP &amp; TRAINING</b>	<b>415,983</b>	<b>0</b>	<b>0</b>	<b>415,983</b>
Travel	308,055			308,055
Information & Public Relations	66,576			66,576
Office Costs	669,647			669,647
Communications	128,577			128,577
Financial Charges	587,656			587,656
Other General Expenses	41,180			41,180
Shared Office and Services Costs	282,066			282,066
<b>Total GENERAL EXPENDITURES</b>	<b>2,083,757</b>	<b>0</b>	<b>0</b>	<b>2,083,757</b>
Partner National Societies	4,557,832			4,557,832
Other Partners (NGOs, UN, other)	0	0		0
<b>Total TRANSFER TO PARTNERS</b>	<b>4,557,832</b>	<b>0</b>	<b>0</b>	<b>4,557,832</b>
Programme and Services Support Recovery	8,826,219		0	8,826,219
<b>Total INDIRECT COSTS</b>	<b>8,826,219</b>	<b>0</b>	<b>0</b>	<b>8,826,219</b>
Pledge Earmarking & Reporting Fees	471,828			471,828
<b>Total PLEDGE SPECIFIC COSTS</b>	<b>471,828</b>	<b>0</b>	<b>0</b>	<b>471,828</b>
<b>TOTAL BUDGET</b>	<b>145,086,034</b>	<b>0</b>	<b>0</b>	<b>145,086,034</b>
<b>Available Resources</b>				
Multilateral Contributions	111,866,797			111,866,797
Bilateral Contributions			0	0
<b>TOTAL AVAILABLE RESOURCES</b>	<b>111,866,797</b>	<b>0</b>	<b>0</b>	<b>111,866,797</b>
<b>NET EMERGENCY APPEAL NEEDS</b>	<b>33,219,237</b>	<b>0</b>	<b>0</b>	<b>33,219,237</b>

## Disaster Response Financial Report

## MDRSY003 - Syria - Syria Complex Emergency

Timeframe: 06 Jul 12 to 31 Dec 16

Appeal Launch Date: 06 Jul 12

## Interim Report

## Selected Parameters

Reporting Timeframe	2012/7-2016/3	Programme	MDRSY003
Budget Timeframe	2012/7-2016/12	Budget	BUDGET9
Split by funding source	Y	Project	*
Subsector:	*		

All figures are in Swiss Francs (CHF)

## I. Funding

	Raise humanitarian standards	Grow RC/RC services for vulnerable people	Strengthen RC/RC contribution to development	Heighten influence and support for RC/RC work	Joint working and accountability	TOTAL	Deferred Income
<b>A. Budget</b>		<b>123,061,891</b>	<b>22,024,142</b>			<b>145,086,034</b>	
<b>B. Opening Balance</b>							
<b>Income</b>							
<b>Cash contributions</b>							
Airbus		37,652				37,652	
American Red Cross		1,078,830				1,078,830	
Andorran Red Cross		7,576				7,576	
Australian Red Cross		591,077				591,077	
Austrian Red Cross		1,206				1,206	
Austrian Red Cross (from Austrian Government*)		964,733				964,733	
Austria - Private Donors		975				975	
Belgian Red Cross (Flanders)		69,384				69,384	
Belgian Red Cross (Francophone) (from Belgian Federal Government*)		358,399				358,399	
Belgium - Private Donors		11				11	
BG Group		189				189	
British Red Cross		7,722,999	364,145			8,087,145	
British Red Cross (from British Government*)		2,560,512	1,354,009			3,914,520	
British Red Cross (from DEC (Disasters Emergency Committee)*)		1,702,866				1,702,866	
British Red Cross (from Great Britain - Private Donors*)		4,140				4,140	
British Red Cross (from Unidentified donor*)		27,207				27,207	
China Red Cross, Hong Kong branch		70,943				70,943	
Danish Red Cross		530,088	86,000			616,088	
Danish Red Cross (from Danish Government*)		12,000				12,000	
Danish Red Cross (from European Commission - DG ECHO*)		2,875,113	1,742,550			4,617,663	
Danish Red Cross (from Ramboll Group A/S*)			137,922			137,922	
European Commission - DG ECHO		11,727,600				11,727,600	
Finnish Red Cross		298,814	34,702			333,516	
Finnish Red Cross (from Finnish Government*)		705,880				705,880	
France - Private Donors		2,469				2,469	
Germany - Private Donors		139				139	
Great Britain - Private Donors		4,306				4,306	
ICRC			300,000			300,000	
International Arab Charity		7,439				7,439	
Ireland - Private Donors		1,238				1,238	
Irish Government		1,419,415				1,419,415	
Irish Red Cross Society		191,622				191,622	
Italian Government Bilateral Emergency Fund		181,089				181,089	
Italian Red Cross		120,120				120,120	
Italian Red Cross (from Italian Government*)		511,647				511,647	
Japanese Government		437,814	62,793			500,607	546,243
Japanese Red Cross Society		233,872	390,323			624,195	
JK Group Inc.		447				447	
Kuwait Red Crescent Society		457,792				457,792	
Luxembourg Government		124,797				124,797	
Luxembourg - Private Donors		153				153	
Netherlands - Private Donors		11				11	
New Zealand Red Cross		173,443				173,443	
Norwegian Red Cross		1,143,901				1,143,901	
Norwegian Red Cross (from Norwegian Government*)		3,119,499				3,119,499	
On Line donations		150,392				150,392	
On Line donations (from Aland Islands - Private donors*)		78				78	

## Disaster Response Financial Report

## MDRSY003 - Syria - Syria Complex Emergency

Timeframe: 06 Jul 12 to 31 Dec 16

Appeal Launch Date: 06 Jul 12

## Interim Report

		Selected Parameters	
Reporting Timeframe	2012/7-2016/3	Programme	MDRSY003
Budget Timeframe	2012/7-2016/12	Budget	BUDGET9
Split by funding source	Y	Project	*
Subsector:	*		
All figures are in Swiss Francs (CHF)			
On Line donations (from Albania - Private donors*)	3		3
On Line donations (from Andorra - Private Donors*)	11		11
On Line donations (from Antigua And Barbuda - Private donors*)	3		3
On Line donations (from Argentina - Private Donors*)	13		13
On Line donations (from Armenia - Private Donors*)	1		1
On Line donations (from Australia - Private Donors*)	2,355		2,355
On Line donations (from Austria - Private Donors*)	74		74
On Line donations (from Azerbaijan Private Donors*)	18		18
On Line donations (from Bahrain - Private Donors*)	1,286		1,286
On Line donations (from Bangladesh - Private Donors*)	5		5
On Line donations (from Barbados - Private Donors*)	28		28
On Line donations (from Belarus - Private Donors*)	10		10
On Line donations (from Belgium - Private Donors*)	226		226
On Line donations (from Bermuda - Private Donors*)	107		107
On Line donations (from Bhutan - Private donors*)	20		20
On Line donations (from Bolivia Private Donors*)	1		1
On Line donations (from Botswana - Private donors*)	13		13
On Line donations (from Brazil - Private Donors*)	768		768
On Line donations (from British Indian Ocean Territory - Private donors*)	4		4
On Line donations (from Brunei - Private Donors*)	930		930
On Line donations (from Bulgaria - Private Donors*)	238		238
On Line donations (from Cambodia - Private Donors*)	2		2
On Line donations (from Canada - Private Donors*)	2,668		2,668
On Line donations (from Cayman Islands - Private Donors*)	1		1
On Line donations (from Chad - Private donors*)	1		1
On Line donations (from Chile Private Donors*)	24		24
On Line donations (from China - Private Donors*)	982		982
On Line donations (from Colombia - Private Donors*)	48		48
On Line donations (from Costa Rica - Private Donors*)	35		35
On Line donations (from Croatia - Private Donors*)	31		31
On Line donations (from Cuba - Private donors*)	1		1
On Line donations (from Cyprus - Private Donors*)	539		539
On Line donations (from Czech private donors*)	115		115
On Line donations (from Denmark - Private Donors*)	110		110
On Line donations (from Dominican Republic - Private Donor*)	14		14
On Line donations (from Dominica Private Donors*)	6		6
On Line donations (from Ecuador - Private Donors*)	93		93
On Line donations (from Egypt - Private Donors*)	738		738
On Line donations (from Estonia - Private donors*)	4		4
On Line donations (from Falkland Islands (Malvinas) - Private donors*)	5		5
On Line donations (from Fiji Private Donors*)	15		15
On Line donations (from Finland - Private Donors*)	186		186
On Line donations (from France - Private Donors*)	1,508		1,508
On Line donations (from French Guiana - Private donors*)	98		98
On Line donations (from Georgia Private Donors*)	6		6
On Line donations (from Germany - Private Donors*)	565		565
On Line donations (from Ghana Private Donors*)	1		1
On Line donations (from Gibraltar - Private donors*)	31		31
On Line donations (from Great Britain - Private Donors*)	8,221		8,221
On Line donations (from Greece - Private Donors*)	484		484
On Line donations (from Greenland - Private donors*)	4		4
On Line donations (from Guam - Private donors*)	4		4
On Line donations (from Guatemala Private donors*)	3		3

## Disaster Response Financial Report

## MDRSY003 - Syria - Syria Complex Emergency

Timeframe: 06 Jul 12 to 31 Dec 16

Appeal Launch Date: 06 Jul 12

## Selected Parameters

Reporting Timeframe	2012/7-2016/3	Programme	MDRSY003
Budget Timeframe	2012/7-2016/12	Budget	BUDGET9
Split by funding source	Y	Project	*
Subsector:	*		

All figures are in Swiss Francs (CHF)

On Line donations (from Guernsey - Private donors*)	14	14
On Line donations (from Guyana Private Donors*)	1	1
On Line donations (from Holy See (Vatican City State) - Private donors*)	1	1
On Line donations (from Hong Kong - Private Donors*)	956	956
On Line donations (from Hungarian - Private Donors*)	82	82
On Line donations (from icelandic RC*)	3	3
On Line donations (from India - Private Donors*)	1,680	1,680
On Line donations (from Indonesia - Private Donors*)	174	174
On Line donations (from Ireland - Private Donors*)	366	366
On Line donations (from Isle Of Man - Private donors*)	3	3
On Line donations (from Israel - Private Donors*)	40	40
On Line donations (from Italy - Private Donors*)	215	215
On Line donations (from Japan - Private Donors*)	980	980
On Line donations (from Jersey - Private donors*)	3	3
On Line donations (from Jordan - Private Donors*)	56	56
On Line donations (from Kazakhstan - Private Donors*)	176	176
On Line donations (from Kenya - Private Donors*)	21	21
On Line donations (from Kosovo - Private donors*)	3	3
On Line donations (from Kuwait - Private Donors*)	913	913
On Line donations (from Latvia - Private Donors*)	10	10
On Line donations (from Lebanese - Private Donors*)	53	53
On Line donations (from Lithuania- Private Donors*)	48	48
On Line donations (from Luxembourg - Private Donors*)	131	131
On Line donations (from Macao - Private donors*)	16	16
On Line donations (from Malaysia - Private Donors*)	1,967	1,967
On Line donations (from Maldives Private Donors*)	6	6
On Line donations (from Malta - Private Donors*)	120	120
On Line donations (from Mauritius Private Donors*)	16	16
On Line donations (from Mexico - Private Donors*)	162	162
On Line donations (from Moldova, Republic Of - Private donors*)	3	3
On Line donations (from Morocco Private Donors*)	1	1
On Line donations (from Myanmar - Private Donors*)	22	22
On Line donations (from Namibia - Private Donors*)	5	5
On Line donations (from Nepal Private Donors*)	10	10
On Line donations (from Netherlands Antilles - Private donors*)	1	1
On Line donations (from Netherlands - Private Donors*)	196	196
On Line donations (from New Caledonia Private Donors*)	26	26
On Line donations (from New Zealand - Private Donors*)	450	450
On Line donations (from Nicaragua Private Donors*)	1	1
On Line donations (from Nigeria private donors*)	14	14
On Line donations (from Norway - Private Donors*)	390	390
On Line donations (from Oman - Private Donors*)	391	391
On Line donations (from Pakistan Private Donors*)	261	261
On Line donations (from Panama Private donors*)	638	638
On Line donations (from Peru - Private Donors*)	29	29
On Line donations (from Philippines - Private Donors*)	143	143
On Line donations (from Poland - Private Donors*)	467	467
On Line donations (from Portuguese - Private Donors*)	185	185
On Line donations (from Puerto Rico - Private donors*)	113	113
On Line donations (from Qatar Private Donors*)	1,509	1,509

## Disaster Response Financial Report

## MDRSY003 - Syria - Syria Complex Emergency

Timeframe: 06 Jul 12 to 31 Dec 16

Appeal Launch Date: 06 Jul 12

## Selected Parameters

Reporting Timeframe	2012/7-2016/3	Programme	MDRSY003
Budget Timeframe	2012/7-2016/12	Budget	BUDGET9
Split by funding source	Y	Project	*
Subsector:	*		

All figures are in Swiss Francs (CHF)

On Line donations (from Republic of Korea - Private Donors*)	122		122
On Line donations (from Reunion - Private donors*)	29		29
On Line donations (from Romania Private Donors*)	111		111
On Line donations (from Russia - Private Donors*)	377		377
On Line donations (from Saint Helena - Private donors*)	1		1
On Line donations (from Saudi Arabia - Private Donors*)	601		601
On Line donations (from Serbia - Private Donors*)	2		2
On Line donations (from Sierra Leone - Private Donors*)	17		17
On Line donations (from Singapore - Private Donors*)	3,584		3,584
On Line donations (from Slovakia Private Donors*)	6		6
On Line donations (from Slovenia - Private Donors*)	15		15
On Line donations (from South Africa - Private Donors*)	159		159
On Line donations (from Spain - Private Donors*)	375		375
On Line donations (from Sri Lanka - Private Donors*)	51		51
On Line donations (from St Kits and Nevis Private donor*)	5		5
On Line donations (from Swedish - Private Donors*)	645		645
On Line donations (from Switzerland - Private Donors*)	1,736		1,736
On Line donations (from Syria Private Donors*)	90		90
On Line donations (from Taiwan - Private Donors*)	768		768
On Line donations (from Tajikistan - Private Donors*)	5		5
On Line donations (from Tanzania - Private Donors*)	1		1
On Line donations (from Thailand - Private Donors*)	519		519
On Line donations (from Trinidad & Tobago - Private Donors*)	660		660
On Line donations (from Tunis Private Donors*)	1		1
On Line donations (from Turkey - Private Donors*)	322		322
On Line donations (from Ukraine private donors*)	31		31
On Line donations (from Unidentified donor*)	1,763		1,763
On Line donations (from United Arab Emirates - Private Donors*)	6,605		6,605
On Line donations (from United States - Private Donors*)	76,517		76,517
On Line donations (from Uruguay - Private Donors*)	5		5
On Line donations (from Venezuela - Private Donors*)	5		5
On Line donations (from Vietnam - Private Donors*)	65		65
On Line donations (from Zimbabwe - Private Donors*)	2		2
Other	1,330,318		1,330,318
Poland - Private Donors	147		147
Red Crescent Society of the Islamic Republic of Iran	30,000		30,000
Red Cross of Monaco	14,472		14,472
Romanian Red Cross	241		241
Runtastic	71		71
Singapore Red Cross Society	14,467		14,467
Spanish Red Cross	148,156		148,156
Suncor Energy Inc.	238,691		238,691
supreme master ching hai international association	58,386		58,386
Swedish Red Cross	14,005,683	2,086,802	16,092,485
Swedish Red Cross (from Radiohjälpen (Sveriges Television (SVT) Foundation*)	686,424		686,424
Swedish Red Cross (from Swedish Government*)	2,647,915	686,420	3,334,335
Switzerland - Private Donors	1,900		1,900
Taiwan Red Cross Organisation	432,829		432,829
The Canadian Red Cross Society	394,081	54,188	448,269
The Canadian Red Cross Society (from Canadian Government*)	5,401,941	1,825,951	7,227,892

## Disaster Response Financial Report

## MDRSY003 - Syria - Syria Complex Emergency

Timeframe: 06 Jul 12 to 31 Dec 16

Appeal Launch Date: 06 Jul 12

Selected Parameters			
Reporting Timeframe	2012/7-2016/3	Programme	MDRSY003
Budget Timeframe	2012/7-2016/12	Budget	BUDGET9
Split by funding source	Y	Project	*
Subsector:	*		

All figures are in Swiss Francs (CHF)

<i>The Netherlands Red Cross</i>	5,937,491		5,937,491	
<i>The Netherlands Red Cross (from Netherlands Government*)</i>	7,788,669	740,624	8,529,293	
<i>The Red Cross Society of Bosnia and Herzegovina</i>	2,466		2,466	
<i>United States Government - USAID</i>	4,279,921	2,419,628	6,699,549	
<i>United States - Private Donors</i>	14,042		14,042	
<b>C1. Cash contributions</b>	<b>83,189,110</b>	<b>12,286,058</b>	<b>95,475,172</b>	<b>546,243</b>
<b>Inkind Goods &amp; Transport</b>				
<i>American Red Cross</i>	144,105		144,105	
<i>Belgian Red Cross (Flanders)</i>	155,518		155,518	
<i>British Red Cross</i>	10,631,467		10,631,467	
<i>China Red Cross, Hong Kong branch</i>	79,072		79,072	
<i>Finnish Red Cross</i>	899,163		899,163	
<i>Norwegian Red Cross</i>	23,307		23,307	
<i>Spanish Red Cross</i>	386,416		386,416	
<i>The Canadian Red Cross Society</i>	121,195		121,195	
<i>The Netherlands Red Cross</i>	2,964,503		2,964,503	
<b>C2. Inkind Goods &amp; Transport</b>	<b>15,404,745</b>		<b>15,404,745</b>	
<b>Inkind Personnel</b>				
<i>Finnish Red Cross</i>	125,680	66,080	191,760	
<i>Other</i>	0		0	
<i>Swedish Red Cross</i>	253,510		253,510	
<i>The Canadian Red Cross Society</i>		11,793	11,793	
<b>C3. Inkind Personnel</b>	<b>379,190</b>	<b>77,873</b>	<b>457,063</b>	
<b>Other Income</b>				
<i>Fundraising Fees</i>	-16,689		-16,689	
<b>C4. Other Income</b>	<b>-16,689</b>		<b>-16,689</b>	
<b>C. Total Income = SUM(C1..C4)</b>	<b>98,956,359</b>	<b>12,363,931</b>	<b>111,320,291</b>	<b>546,243</b>
<b>D. Total Funding = B + C</b>	<b>98,956,359</b>	<b>12,363,931</b>	<b>111,320,291</b>	<b>546,243</b>

\* Funding source data based on information provided by the donor

## II. Movement of Funds

	Raise humanitarian standards	Grow RC/RC services for vulnerable people	Strengthen RC/RC contribution to development	Heighten influence and support for RC/RC work	Joint working and accountability	TOTAL	Deferred Income
<b>B. Opening Balance</b>							
<b>C. Income</b>		98,956,359	12,363,931			111,320,291	546,243
<b>E. Expenditure</b>		-86,881,546	-5,695,920			-92,577,465	
<b>F. Closing Balance = (B + C + E)</b>		12,074,813	6,668,012			18,742,825	546,243

## Disaster Response Financial Report

## MDRSY003 - Syria - Syria Complex Emergency

Timeframe: 06 Jul 12 to 31 Dec 16

Appeal Launch Date: 06 Jul 12

## Interim Report

## Selected Parameters

Reporting Timeframe	2012/7-2016/3	Programme	MDRSY003
Budget Timeframe	2012/7-2016/12	Budget	BUDGET9
Split by funding source	Y	Project	*
Subsector:	*		

All figures are in Swiss Francs (CHF)

## III. Expenditure

Account Groups	Expenditure						TOTAL	Variance
	Budget	Raise humanitarian standards	Grow RC/RC services for vulnerable people	Strengthen RC/RC contribution to development	Heighten influence and support for RC/RC work	Joint working and accountability		
	A					B	A - B	
<b>BUDGET (C)</b>			<b>123,061,891</b>	<b>22,024,142</b>			<b>145,086,034</b>	
<b>Relief items, Construction, Supplies</b>								
Shelter - Relief	2,798,006		1,368,735			1,368,735	1,429,271	
Construction - Facilities	11,250						11,250	
Clothing & Textiles	17,513,659		13,778,265			13,778,265	3,735,393	
Food	45,615,198		29,422,501	561,396		29,983,897	15,631,300	
Seeds & Plants	1,500,000						1,500,000	
Water, Sanitation & Hygiene	12,241,860		7,230,840			7,230,840	5,011,020	
Medical & First Aid	13,673,573		6,879,610	2,401,465		9,281,075	4,392,499	
Teaching Materials	365,510		510			510	365,000	
Utensils & Tools	2,704,793		929,793			929,793	1,775,000	
Other Supplies & Services	511,780		511,780			511,780	0	
<b>Total Relief items, Construction, Sup</b>	<b>96,935,629</b>		<b>60,122,034</b>	<b>2,962,861</b>		<b>63,084,895</b>	<b>33,850,734</b>	
<b>Land, vehicles &amp; equipment</b>								
Land & Buildings	2,507,075						2,507,075	
Vehicles	2,388,774		1,759,890			1,759,890	628,883	
Computers & Telecom	418,518		278,518	7,075		285,594	132,924	
Office & Household Equipment	339,544		284,043	10,426		294,470	45,074	
Medical Equipment	3,147,298						3,147,298	
<b>Total Land, vehicles &amp; equipment</b>	<b>8,801,208</b>		<b>2,322,452</b>	<b>17,502</b>		<b>2,339,954</b>	<b>6,461,255</b>	
<b>Logistics, Transport &amp; Storage</b>								
Storage	3,452,676		2,536,227	41,633		2,577,860	874,816	
Distribution & Monitoring	4,251,556		3,294,896	151,402		3,446,298	805,258	
Transport & Vehicles Costs	1,462,937		572,751	25,395		598,147	864,790	
Logistics Services	3,991,141		2,265,702	125,452		2,391,154	1,599,987	
<b>Total Logistics, Transport &amp; Storage</b>	<b>13,158,310</b>		<b>8,669,577</b>	<b>343,882</b>		<b>9,013,458</b>	<b>4,144,852</b>	
<b>Personnel</b>								
International Staff	4,157,950		2,261,552	871,697		3,133,249	1,024,701	
National Staff	191,720		144,455	32,302		176,757	14,963	
National Society Staff	3,174,579		1,396,638	527,795		1,924,433	1,250,146	
Volunteers	1,727,937		308,939	136,737		445,676	1,282,261	
Other Staff Benefits	101,311		101,311			101,311	0	
<b>Total Personnel</b>	<b>9,353,497</b>		<b>4,212,895</b>	<b>1,568,531</b>		<b>5,781,427</b>	<b>3,572,071</b>	
<b>Consultants &amp; Professional Fees</b>								
Consultants	208,925		38,307	618		38,924	170,000	
Professional Fees	272,845		97,367	53,546		150,913	121,932	
<b>Total Consultants &amp; Professional Fees</b>	<b>481,770</b>		<b>135,674</b>	<b>54,164</b>		<b>189,837</b>	<b>291,933</b>	
<b>Workshops &amp; Training</b>								
Workshops & Training	415,983		79,780	21,325		101,104	314,878	
<b>Total Workshops &amp; Training</b>	<b>415,983</b>		<b>79,780</b>	<b>21,325</b>		<b>101,104</b>	<b>314,878</b>	
<b>General Expenditure</b>								
Travel	308,055		168,677	34,319		202,996	105,059	
Information & Public Relations	66,576		24,967	2,210		27,177	39,399	
Office Costs	669,647		48,318	234,424		282,742	386,905	
Communications	128,577		69,294	26,820		96,114	32,463	
Financial Charges	587,656		528,377	7,764		536,142	51,515	
Other General Expenses	41,180		35,070	111		35,180	6,000	
Shared Office and Services Costs	282,066		205,994	40,348		246,342	35,724	
<b>Total General Expenditure</b>	<b>2,083,757</b>		<b>1,080,696</b>	<b>345,997</b>		<b>1,426,693</b>	<b>657,064</b>	

## Disaster Response Financial Report

## MDRSY003 - Syria - Syria Complex Emergency

Timeframe: 06 Jul 12 to 31 Dec 16

Appeal Launch Date: 06 Jul 12

Interim Report

## Selected Parameters

Reporting Timeframe	2012/7-2016/3	Programme	MDRSY003
Budget Timeframe	2012/7-2016/12	Budget	BUDGET9
Split by funding source	Y	Project	*
Subsector:	*		

All figures are in Swiss Francs (CHF)

## III. Expenditure

Account Groups	Budget	Expenditure					TOTAL	Variance
		Raise humanitarian standards	Grow RC/RC services for vulnerable people	Strengthen RC/RC contribution to development	Heighten influence and support for RC/RC work	Joint working and accountability		
	A					B	A - B	
<b>BUDGET (C)</b>			<b>123,061,891</b>	<b>22,024,142</b>		<b>145,086,034</b>		
<b>Contributions &amp; Transfers</b>								
Cash Transfers National Societies	4,557,832		4,557,832			4,557,832	0	
<b>Total Contributions &amp; Transfers</b>	<b>4,557,832</b>		<b>4,557,832</b>			<b>4,557,832</b>	<b>0</b>	
<b>Indirect Costs</b>								
Programme & Services Support Recov	8,826,219		5,222,486	340,365		5,562,852	3,263,367	
<b>Total Indirect Costs</b>	<b>8,826,219</b>		<b>5,222,486</b>	<b>340,365</b>		<b>5,562,852</b>	<b>3,263,367</b>	
<b>Pledge Specific Costs</b>								
Pledge Earmarking Fee	414,003		418,846	32,747		451,593	-37,590	
Pledge Reporting Fees	57,826		59,273	8,547		67,820	-9,994	
<b>Total Pledge Specific Costs</b>	<b>471,828</b>		<b>478,119</b>	<b>41,294</b>		<b>519,413</b>	<b>-47,585</b>	
<b>TOTAL EXPENDITURE (D)</b>	<b>145,086,034</b>		<b>86,881,546</b>	<b>5,695,920</b>		<b>92,577,465</b>	<b>52,508,568</b>	
<b>VARIANCE (C - D)</b>			<b>36,180,346</b>	<b>16,328,223</b>		<b>52,508,568</b>		

**Disaster Response Financial Report****MDRSY003 - Syria - Syria Complex Emergency**

Timeframe: 06 Jul 12 to 31 Dec 16

Appeal Launch Date: 06 Jul 12

Interim Report

**Selected Parameters**

Reporting Timeframe	2012/7-2016/3	Programme	MDRSY003
Budget Timeframe	2012/7-2016/12	Budget	BUDGET9
Split by funding source	Y	Project	*
Subsector:	*		

All figures are in Swiss Francs (CHF)

**IV. Breakdown by subsector**

Business Line / Sub-sector	Budget	Opening Balance	Income	Funding	Expenditure	Closing Balance	Deferred Income
<b>BL2 - Grow RC/RC services for vulnerable people</b>							
Disaster response	74,276,055		76,317,003	76,317,003	74,209,204	2,107,798	
Food security	27,540,546		11,663,501	11,663,501	5,406,041	6,257,460	
Recovery	21,245,291		10,975,856	10,975,856	7,266,301	3,709,555	1,738
Subtotal BL2	123,061,891		98,956,359	98,956,359	86,881,546	12,074,813	1,738
<b>BL3 - Strengthen RC/RC contribution to development</b>							
Health	14,878,180		8,631,310	8,631,310	4,223,339	4,407,971	544,506
Organizational development	7,145,962		3,732,621	3,732,621	1,472,581	2,260,041	
Subtotal BL3	22,024,142		12,363,931	12,363,931	5,695,920	6,668,012	544,506
<b>GRAND TOTAL</b>	<b>145,086,034</b>		<b>111,320,291</b>	<b>111,320,291</b>	<b>92,577,465</b>	<b>18,742,825</b>	<b>546,243</b>