


www.ifrc.org
Saving lives,
changing minds.

Emergency appeal operations update

Syria: Complex Emergency

 International Federation
of Red Cross and Red Crescent Societies

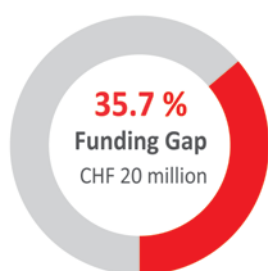
Emergency appeal n° MDRSY003		GLIDE n° OT-2011-000025-SYR
Operations update n° 11		Timeframe covered by this update: Jan-Jun 2016
Emergency Appeal operation start date: July 2012		Timeframe: until December 2016
Appeal budget: CHF 145.1 million (CHF 56.1 million for 2016)	Appeal coverage: 86%	Total estimated Red Cross and Red Crescent response to date: CHF 100,604,810
N° of people being assisted: approximately 8 million people assisted in the overall appeal timeframe, with a focus on the following sectors: health, protection, food security and livelihoods, shelter with basic household items, water and sanitation with a focus on hygiene promotion and the distribution of hygiene related non-food items, logistics and National Society capacity building		
Host National Society presence: almost 7,000 volunteers, 14 branches and 68 active sub-branches		
Red Cross Red Crescent Movement partners actively involved in the operation: Australian Red Cross, British Red Cross, China Red Cross, Hong Kong branch, Canadian Red Cross, Danish Red Cross, Finnish Red Cross, German Red Cross, Irish Red Cross Society, Italian Red Cross, Japanese Red Cross Society, Netherlands Red Cross, Norwegian Red Cross, Swedish Red Cross, Swiss Red Cross, Taiwan Red Cross Organisation. DG-ECHO, Irish Aid, Japanese Government, private and corporate donors contribute to the emergency appeal.		
Canadian Red Cross, Danish Red Cross, Finnish Red Cross, German Red Cross, and Norwegian Red Cross are supporting the Syrian Arab Red Crescent (SARC) on a bilateral basis.		
Other partners actively involved in SARC operation: UN agencies such as FAO, UNDP, UN OCHA, UNFPA, UNHCR, UNICEF, WHO, WFP, and INGOs such as Action Contre Faim (ACF), ADRA, MEDAIR, Danish Refugee Council, GVC, HELP, IECD, IMC, Premiere Urgence, Securs Islamique France, Terre des Hommes		

Summary:

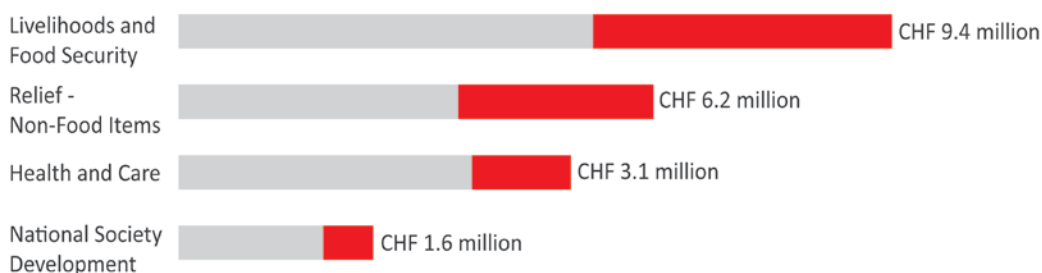
Most urgent funding priority under the Appeal is to ensure uninterrupted provision of emergency relief, health services and medical stocks.

The 2016 operational budget of CHF 56.1 million has a funding gap of CHF 20 million.

The 2016 operational budget is CHF 56.1 million



2016 Sectoral Funding Gaps



The **food security** sector has the biggest funding gap, while one third of the population in Syria is unable to meet their basic food needs. As of June 2016, CHF 9.8 million is urgently needed to continue the supply of food parcels to SARC to continue the supply chain of food parcels from September onwards.

The IFRC is urgently seeking CHF 6.2 million for overall **non-food relief items**. With another harsh winter season approaching, IFRC is willing to assist 250,000 most vulnerable children, men and women that are internally displaced, and those living in hard-to-reach areas or informal settlements. Procurement of winterization items will

conclude in August 2016, therefore partners who would like to contribute should do so urgently. Provision of hygiene kits continues to be one of the priorities to preserve the health and dignity of the vulnerable populations.

CHF 3.1 million are needed for uninterrupted support to SARC in the provision of **health services and supply of medical stocks**. The IFRC is the single biggest contributor to SARC's health facilities, of which several operate in hard-to-reach areas. SARC is providing free basic and emergency health services, and medicines to populations living in neighbourhoods where health infrastructure are heavily damaged and services disrupted.

Out of the CHF 6.1 million budget, the Emergency Appeal is seeking CHF 1.6 million to continue implementing **capacity building** objectives.

The IFRC Syria Complex Emergency Appeal was launched in June 2012, and revised since for enhanced support to SARC's emergency response to the growing humanitarian needs in the protracted crisis. With the 2016 revised plan, the total budget is CHF 145.1 million; which, at the time of writing, is 86% funded with CHF 125.1 million.

Situation

The situation in most parts of the country continues to deteriorate. Shifting frontlines, insecurity spreading to new areas that were calm for some months, have caused new population movements.

During the first quarter of 2016 the temporary cessation of hostilities resulted in a relative calm for a short period of time allowing access for interagency convoys to hard-to-reach and besieged areas. The end of April, was again marked by intensified violence in several parts of the country mainly in Aleppo city and Governorate. By May and June 2016, the situation was characterized by evolving security and conflict dynamics in North-Eastern Aleppo, Northern Ar-Raqqa, Idlib, and Dara'a governorates. Severe malnutrition cases were reported in rural areas of Hama Governorate¹. While the airdrops continued to parts of Deir Ez-Zor city, reports are saying that the city is suffering from shortages of medicines, health care and fuel. In June hospitals and health facilities were damaged, mainly in Aleppo and Idlib governorates.

The situation has further worsened the protection of civilians and humanitarian access within locations across the country. Many reports refer to patients who are not finishing their treatment after surgery in hospitals, due to the insecurity, which affects the proper recuperation and risks infections. The escalation of the insecurity resulted in displacement of thousands of families mainly from Ar-Raqqa, Rural Damascus and Dara'a; also negatively affecting the population's access to markets, health care services, water supply, and agricultural lands.

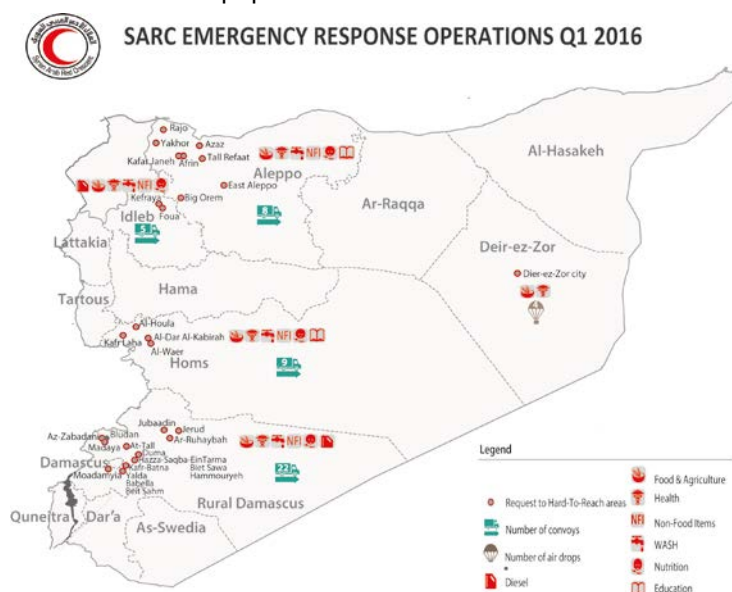
As a result of the prolonged crisis the country's economic development shrunk by 55 per cent, and has been pushed back by decades, to the level that now three out of four Syrians are living in deprivation. Only in 2015 the inflation was 43 per cent, resulting in steep rises in domestic prices affecting the prices of basic food items, fuel and diesel, resulting in weakened purchasing power of families, causing difficulties to divide the limited incomes among basic commodities, rent and utilities².

Education institutions, healthcare facilities and utilities have all suffered damage. Public services have deteriorated in quantity and quality, even in relatively secure areas overloaded due to the growing numbers of internally displaced persons (IDPs). Social structures have been shattered as almost half the population has been forced to flee abroad or within the country.³

Coordination and partnerships

The Syrian Arab Red Crescent (SARC) is the main provider of humanitarian services in Syria, and has the lead role in the Red Cross Red Crescent Movement's response to the biggest humanitarian crisis in decades. SARC acts as the entry point for all INGOs registered and operating in the country; and is the key facilitating and implementing partner to the UN, with up to 60 per cent of the UN relief channelled through SARC.

The new emerging needs increasing urgent humanitarian support, is shifting SARC focus from



1

² <https://www.unescwa.org/publications/syria-war-five-years>

³ Ibid.

interventions planned in advance. Between January and June 2016, SARC conducted 192 humanitarian interventions to hard-to-reach or besieged areas (compared to 77 in 2015) in Damascus, Rural Damascus, Northern Rural Homs and Homs city, rural areas of Aleppo and Idlib, and as of July 2016. The items delivered were supported by SARC, ICRC, IFRC, IOM, UN OCHA, UNDP, UNFPA, UNHCR, UNICEF, WFP, WHO.

SARC volunteers are the last mile in aid delivery throughout the country. Through its 14 branches, 68 active sub-branches and nearly 7,000 active staff and volunteers, SARC is present in most parts of the country and works according to the seven Fundamental Principles of the Red Cross and Red Crescent Movement.⁴ Since the beginning of the conflict, 53 SARC and 8 Palestinian Red Crescent Society staff and volunteers have lost their lives while providing humanitarian aid.

The IFRC team in Syria works from SARC's headquarters supporting SARC operational capacity, and coordinates operational matters with partner National Societies and ICRC. IFRC participates as an observer in the Humanitarian Country Team meetings, and attends the Inter-Agency Standing Committee.

International delegates from the Danish, German and Norwegian Red Cross National Societies are based in Syria, while the British, Canadian, French, Finnish, American, Iraq, Italian, Japanese, Netherlands, Spanish and Swedish National Red Cross and Red Crescent Societies have supported SARC from the region. All the Movement partners supporting SARC's humanitarian response work in a complementary and coordinated manner.

Operational implementation

The 2016 IFRC revised Emergency Appeal, main focus is on: (i) to ensure a continued and coordinated provision of efficient and effective humanitarian assistance and (ii) further develop capacity in activities that support early recovery where possible and build community resilience.

- i. **Contribute to the response to the most urgent humanitarian needs through the provision of emergency relief items:**
 - a) Food provision – IFRC continues to support SARC food provision to the affected populations. The food supply chain was reactivated in April, more than 333,000 food parcels were ordered and until now more than 189,000 items have arrived, by the end of June 123,000 food parcels had been distributed, around 35 per cent in hard to reach areas.
 - b) Water, sanitation and hygiene promotion – IFRC procured 139,000 hygiene kits, and the items started arriving in April. A total of 47,000 IFRC hygiene kits were distributed, but with support from German, Danish and Norwegian Red Cross bilateral support SARC managed to distribute a total of 174,000 hygiene kits in the reporting period. 45 per cent of the items were distributed in hard to reach areas.
 - c) Shelter and settlements (and household items) – During the first four months of 2016, the distribution of winter assistance items continued to provide assistance to IDP families with basic shelter and household items, such as mats, mattresses, blankets, tarpaulins, and kitchen sets. Items were mainly procured in 2015 from contributions received from partners. Distributions included 99,000 blankets, 46,000 mattresses, 63,000 sleeping mats, 25,000 plastic sheets, and more than 3,100 kitchen sets.
- ii. **Enhance the SARC's strategic planning capacity, organizational sustainability and further develop its capacity to deliver activities that support early recovery, in areas where this is possible, thereby contributing to improved resilience of communities and individuals affected by the crisis.**
 - a) Livelihoods: Continue supporting SARC in gradually building its capacity in livelihoods programming and scaling-up livelihoods intervention aimed at contributing to the resilience of individuals and communities, and preventing them from engaging in negative coping strategies. New projects were identified, approved by the Livelihoods Steering Committee (SARC, ICRC, IFRC, BRC), and started in several areas including Rural Damascus and Homs. Trainings and workshops were organised to introduce the terminology of Livelihoods to SARC different technical people and also to explain the basics of cash based programming in case it will become feasible.
 - b) Health and Care: IFRC continued supporting the existing health facilities with staff and running costs, which are providing basic health care services including medical consultations and medication to patients. The locations for the new health facilities (2 clinics and 3 health points) have been identified. Currently a training plan is being developed for the health capacity building activities and further identification of activities related to health. 23% of the total SARC health facilities are supported by IFRC, this makes IFRC the biggest single contributor to SARC health facilities. Out of the total number of patients reached by SARC health facilities, IFRC supported facilities covered 23%. Half of the locations where the IFRC supported

⁴ Humanity, Impartiality, Neutrality, Independence, Voluntary Service, Unity, and Universality

health facilities operate are defined as hard to reach areas. IFRC is currently supporting 11 clinics, 4 health points and 8 MHUs.

- c) **Psycho Social Support:** The identification of the location of the community centres continued. The aim is to define areas where IDPs are in need and provide them with easy access to psychosocial support, vocational trainings and educational activities for children.
- d) **Infrastructure:** A plan will be established to upgrade, construct and/or rehabilitate the SARC infrastructure as per defined needs. The main focus will be on the SARC branches and sub-branches, warehouses, distribution points and health facilities.
- e) **Capacity building and organizational sustainability:** The support to SARC organisational structure is maintained through support to staff and volunteers on the different operational levels including HQ, branches and sub-branches. Through the procurement of relief items SARC has a pre-positioned stock to be used in urgent situations or where there is a gap. In the technical areas livelihoods, disaster management and information management trainings and workshops were organised. Please see the detailed operational plan for more information. A consultant was hired and conducted a first mission to SARC to undertake an initial consultation with SARC leadership, and other key RCRC Movement actors, to initiate a strategic planning process that will seek to inform and coordinate RCM efforts to ensure the continued organisational sustainability of the Syrian Arab Red Crescent (SARC).

Bilateral Support:

German Red Cross (GRC) is supporting SARC in the logistics sector strengthening and maintaining the logistics capacity of the warehouse in Tartous. Furthermore, GRC supplies SARC with non-food items (including hygiene kits for babies and people with special needs), and food.



The Norwegian Red Cross is supporting SARC's WASH activities in cooperation with ICRC, and providing non-food items. In addition, NRC is contributing to IFRC food support to SARC.

Danish Red Cross has a lead role in supporting SARC psychosocial support activities. DRC also supports SARC health facilities, provides non-food items, and contributes to SARC structure and capacity.

Canadian Red Cross supports SARC's nutritional centres, provision of health services, as well as capacity building in health.

Progress on the operation (January - June 2016)

1. Contribute to the response to the most urgent humanitarian needs through the provision of emergency relief items

 Outcome 1: Immediate food needs of the targeted population are met				
Provide 500,000 food parcels for SARC's distribution to 1.75 million of the most vulnerable populations affected by the crisis.				
Activities planned	N.of beneficiaries		N. of Items Provided	
	Planned	YTD Actual	Planned	YTD Actual
# food parcels distributed	1.75 million	500,500	500,000	123,000
Comments	The food parcels distributed in January - March were remaining from 2015 procurement. The new tender has finalized in March 2016, and the supply pipeline has been reactivated after several challenges with the supply of the food parcels to Syria. With the available funding, 333,000 food parcels were procured in the reporting period. The food supply chain is active until end of August.			
 Outcome 2: Immediate reduction in risk of hygiene related diseases among target communities with a gender focus on the specific needs of children, women and men to ensure dignity and prevent hygiene-related diseases				
Support SARC to procure and distribute hygiene kits (500,000), and women's emergency kits (20,000) to people in need in close coordination with SARC, Danish Red Cross and German Red Cross.				
Activities planned	N.of beneficiaries		N. of Items Provided	
	Planned	YTD Actual	Planned	YTD Actual

# hygiene kits distributed	1.75 million	157,000	500,000	45,000
Comments	45,000 hygiene kits and 6,679 women emergency kits were distributed. 139,000 hygiene kits were procured in the reporting period. Arrival of items started in April 2016. Through bilateral support, GRC and NRC provided 141,000 hygiene kits.			



Outcome 3 Access of the affected populations to essential household items to meet most urgent needs of vulnerable people

Essential household items are prepositioned to be provided to the most 50,000 vulnerable families (one-time distribution) with a gender focus on the needs of children, women and men

Activities planned	N.of beneficiaries		N. of Items Provided	
	Planned	YTD Actual	Planned	YTD Actual
# blankets, mattresses and mats distributed	250,000	100,000	350,000	232,740
Comments	During the first 2016 winter season, from January 2016, 100,000 beneficiaries received winter support with: 99,000 blankets, 47,000 mattresses, 64,000 sleeping mats, 25,000 plastic sheets, and more than 3,100 kitchen sets. Preparations for the next winter season is planned to start by end of June.			

Progress (Jan-Jun 2016)



People provided with food items

500,500



People provided with food items in **hard to reach areas**

175,175



People provided with non-food items

100,000

People provided with non-food items in **hard to reach areas**

40,005

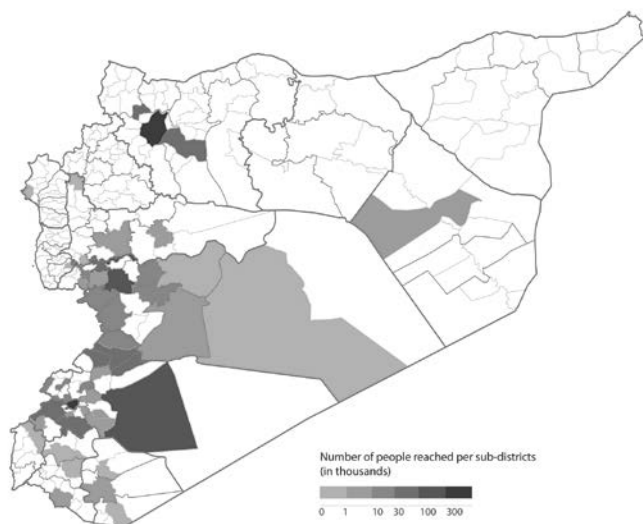


People provided with hygiene items

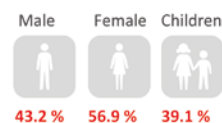
157,000

People provided with hygiene items in **hard to reach areas**

76,053




Percentage of beneficiaries reached by gender (Jan-Jun 2016)



2. Enhance the SARC's strategic planning capacity, organizational sustainability and further develop its capacity to deliver activities that support early recovery, in areas where this is possible, thereby contributing to improved resilience of communities and individuals affected by the crisis.


Livelihoods

 Outcome 4 Restoration/protection of disrupted livelihoods for affected households and communities.				
Increased employability of people obtaining skills through vocational training and provision of assets to help people access the labour market or self-employment.				
Activities planned	N.of beneficiaries		N. of Items Provided	
	Planned	YTD Actual	Planned	YTD Actual
Conduct labour market assessment	The assessment done in February			
# people participating on vocational training activities	250	60	na	na
# people provided with toolkits according to distinct needs.	500	0	na	na
Comments	<p>There are 60 participants enrolled in carpet manufacturing vocational training. Once the training is completed the beneficiaries will receive the toolkits.</p> <p>Other livelihoods project are in the preparation phase. The IFRC will support the repair of a bakery establishing a new production line of breath. See table below.</p>			
Supported livelihoods of affected communities and households by restarting and/or protecting agricultural activities.				
Activities planned	N.of beneficiaries		N. of Items Provided	
	Planned	YTD Actual	Planned	YTD Actual
Conduct agricultural assessments	2 assessments finished (Rural Homs and Rural Lattakia)			
# people supported with agricultural inputs, such a seeds, pesticide and tools.	7,500	0	na	na
# people supported with small livestock and animal feed.		0	na	na
# of community facilities supported to improve livelihoods support according to identified needs.				
Comments	Community facilities were not supported in the reporting period.			

Progress: Six livelihoods project proposals were developed by SARC branches, and approved by SARC Management, all of them in implementation phase. Four of these projects are supported by ICRC, with technical support provided to SARC by the IFRC Livelihoods Delegate as per agreement among SARC, IFRC and ICRC.

60 people are enrolled in carpet manufacturing vocational training activities to support the restoration of disrupted livelihoods in Al Quitfah. Two other projects were identified to be implemented with IFRC support, one in Damascus and the other one in Latakia. SARC branches continue developing project proposals that are discussed in the Steering Committee meetings, and approved as relevant by management.


Nutrition

 Outcome 5 Access to preventive and curative nutritional services improved.
Output 5.1 Provide preventive nutritional services through distributing nutritional supplements in health facilities

and provide curative nutritional services through referrals to nutritional centres.				
Activities planned	N.of beneficiaries		N. of Items Provided	
	Planned	YTD Actual	Planned	YTD Actual
Establish 3 new nutritional (CMAM) centres in Damascus, Rural Damascus, and Tartus.		20,296	5	4
Nutritional supplies delivered to the centres	na	na	Nutritional items were provided to the centres in Hama and Salamieh	
# of cases referred to the centres and treated		No data available yet	na	na
Comments	Four centres are established in Tartus, Al Tal, Salamieh and Hama supported bilaterally by Canadian Red Cross and supplied with nutritional supplements and equipment through the IFRC Appeal. One is pending to be established in Damascus. The beneficiaries reached are during the reporting period in the centres in Hama and Salamieh.			

Progress: Nutritional items were procured at the end of 2015, and the items started arriving in February 2016. The main items procured were specific medicines, multivitamins and micronutrients for children and lactating women, high energy biscuits and other minerals. In addition basic equipment and tools were procured, such as scaled, weight measurement tools and MUAC tools to support the activities in the nutritional centres. During the reporting period, the items were distributed to Hama and Salamieh facilities. The target for the supported nutritional centres is increased based on careful assessment of population needs, and where SARC is most strategically positioned to provide nutritional treatment.

Health

 Outcome 6 Increased access of the population to lifesaving and basic health services.				
Gaps in medical infrastructure supporting the affected population are filled.				
Activities planned	N.of beneficiaries		N. of Items Provided	
	Planned	YTD Actual	Planned	YTD Actual
# of patients provided with ambulance and emergency evacuation and first aid services	0.8 million	35,376	na	na
# of patients treated in SARC health facilities		214,539	na	na
# of clinics supported	na	na	15	13
# of Mobile Health Units	na	na	9	9
# Health points	na	na	8	5
Medicines and medical equipment for health facilities supplied	Medicines were procured and health facilities were supplied in accessible areas			
Comments	Please see map below. In Deir Ez-Zor, Ain Mneen and Al-Rastan clinics and health points received an increased number of patients due to the arrival of new IDPs to the catchment area of the health facility, and increased insecurity in the area. The number of patients in Dumair health point decreased in April due to the insecurity in that area, but May showed an increased number of patients. Mobile Health Units, in Rural Damascus, were involved in providing health care services during convoys. Ambulance services were more requested in all the above-mentioned areas. The overall number of patients served in SARC health facilities is slightly lower than for the same period in 2015 because one mobile health unit			

and two clinics (Al Bokamal, Deir Ez-Zor and Palmyra) are not functioning any more, due to the limitations to the service provision in their area.

Outcome 7 Reduced psychosocial distress in children, men and women.				
Children, men and women are engaged in psychosocial sessions, learning and social activities.				
Activities planned	N.of beneficiaries		N. of Items Provided	
	Planned	YTD Actual	Planned	YTD Actual
# community centres established	na	na	3	0
# people participating in PSS activities	1,500	0	na	na
# people participating in learning and educational activities		0	na	na
Comments	SARC will establish three new Community Centres providing psychosocial services, promoting access to education, and vocational trainings. During the reporting period, assessments of the areas to establish the Community Centres were conducted.			

Progress (Jan-Jun 2016)



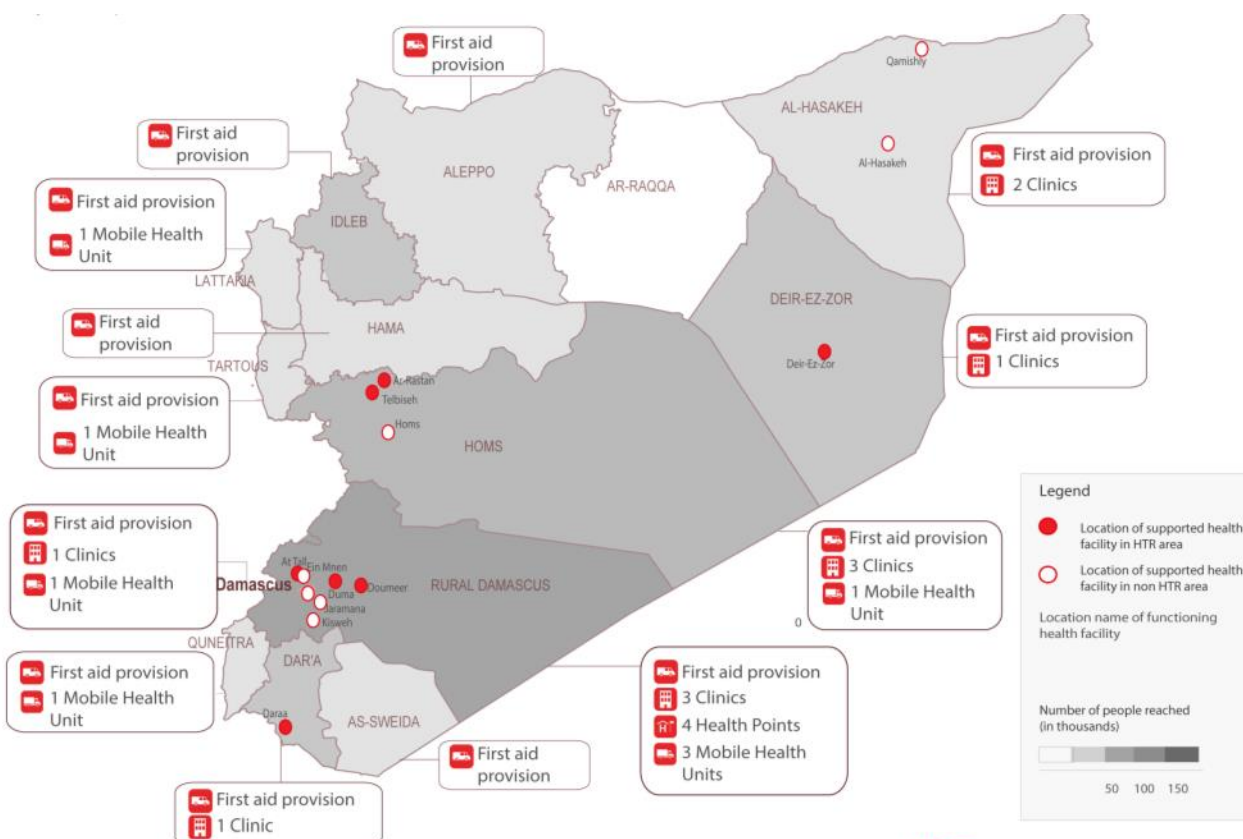
People received health services through IFRC supported SARC health facilities

214,539




People received health services through IFRC supported SARC health facilities in hard to reach areas

97,550



National Society Capacity Building

 Outcome 8 The quality of the operation is strengthened by developing the capacity of SARC to enable it to continue to be the main actor in delivering assistance and services to people affected.				
Maintain and reinforce the operational structure of SARC headquarters, branches and sub-branches to ensure timely and relevant response.				
Activities planned	N.of beneficiaries		N. of Items Provided	
	Planned	YTD Actual	Planned	YTD Actual
# SARC sub-branches supported	IFRC is supporting 8 SARC sub-branches			
# of staff members supported in SARC sub-branch and branches	30 staff in 8 sub-branches; 30 staff in all 14 SARC branches			
# of staff members supported in SARC HQ level	10 staff in SARC HQ			
Comments	In addition IFRC is supporting volunteer incentives, and approximately 310 staff program staff in SARC clinics, health points and mobile health units			
Strengthen the capacity of SARC in disaster management and contribute to future sustainability.				
Activities planned	N.of beneficiaries		N. of Items Provided	
	Planned	YTD Actual	Planned	YTD Actual
# of national level trainings organised	total 6 trainings were organised in the area of disaster management (DM training curricula review, DM refresher, Basic DM, Advanced DM and DM ToT) and in information management until the end of May 2016			
# of branch and sub-branch level trainings organised	19 disaster management trainings were organised in branches and sub-branches in the area of disaster management			
# of participants on trainings	326 participants in Q1			
Comments				
The findings of evaluations lead to adjustments in IFRC's support to ongoing plans and to future responses.				
Activities planned	N.of beneficiaries		N. of Items Provided	
	Planned	YTD Actual	Planned	YTD Actual
Review of IFRC EA conducted	The IFRC Emergency Appeal was revised in 2016 to continue supporting SARC's emergency response to the growing humanitarian needs in the protracted crisis. In recognition of the long-term chronic nature of the crisis in Syria and the need for the IFRC to take a more mid/longer term approach to responding to community needs and SARC capacity development, this Emergency Appeal will be succeeded from 2017 by an IFRC Syria Country Plan to support community resilience and crisis recovery and enhance SARC's organisational capacity and sustainability. The current Emergency Appeal is placing a special focus in supporting resilience objectives where possible, in line with the identified needs and priorities planned for the second half of 2016			
Lessons learnt incorporated into 2017 plan	planned for the second half of 2016			
To support SARC with advice regarding volunteer management and the development of volunteer policies and guidelines.				
Activities planned	N.of beneficiaries		N. of Items Provided	
	Planned	YTD Actual	Planned	YTD Actual
SARC volunteer management policy and guideline developed	no progress yet			
SARC strategic planning development	In May 2016, a preliminary discussion on SARC's strategic priorities and sustainability with SARC leadership and management, also involving the			

	Movement partners in Syria. The partners in Syria and Beirut were debriefed on the outcomes of the visit. A report will be shared with partners with the main outcomes of the discussion, and further actions will take place continuing with the process			
Planning, Monitoring, Evaluation, Accountability and Learning (PMEAL): SARC services and programmes are informed by monitoring and evaluation systems, including accountability to beneficiaries.				
Activities planned	N.of beneficiaries		N. of Items Provided	
	Planned	YTD Actual	Planned	YTD Actual
# of PMEAL functions established at SARC HQ	Recruitment is ongoing			
# monitoring and accountability tools developed	Post distribution monitoring questionnaire developed, and were piloted by SARC. Pending further adjustment and roll-out			
# of trainings	No progress yet			
SARC has identified institutional priorities and enhanced capacity in Gender Based Violence and gender as a cross cutting issue.				
Activities planned	N.of beneficiaries		N. of Items Provided	
	Planned	YTD Actual	Planned	YTD Actual
GVB workplan and tools developed	No progress yet			
# participants on GBV training	No progress yet			
Maintain SARC's capacity for warehouse management to handle increased volume of items and uphold quality control and expand support to medical logistics and medical infrastructure (handling medicines and nutrition items in volume 2016).				
Activities planned	N.of beneficiaries		N. of Items Provided	
	Planned	YTD Actual	Planned	YTD Actual
# SARC logistics staff in headquarters	SARC Logistics officer and SARC customs clearance officer are in place and IFRC Emergency Logistics Coordinator is providing technical support and mentoring.			
# of logistics including Medical Logistics tools developed and shared with SARC	Continuous update of the Logistics procedures Development of medical logistics guidelines Forecasting for 2017 on medical stocks including nutrition products and medical equipment is ongoing, based on supply and demand			
# locations/facilities with medlog infrastructure	2 main medical logistics warehouses (Qudsaya, Tartus) In addition to the central level, branch level support started with planned field visits to Jaramana and expected visits to Dara'a, Homs, Aleppo and Tartus branch			
SARC response capacity is strengthened through logistics support and coordination				
Activities planned	N.of beneficiaries		N. of Items Provided	
	Planned	YTD Actual	Planned	YTD Actual
# of log and med log trainings organised	trainings are planned for second half of 2016			
Information management: SARC management is supported in informed decision making through quality and timely information materials, reports and analysed information.				
Activities planned	N.of beneficiaries		N. of Items Provided	
	Planned	YTD Actual	Planned	YTD Actual
# of SOPs developed	will be developed with technical support from IFRC Beirut RO			
# of trainings organised and participants	One training was organized on data analysis and visualization, with 22 participants from 10 branches			
# of tools developed for SARC IM unit	annual reporting templates for different sectors, concept note for training, IM process flow.			

Health: Enhance the quality of health care services in SARC's health facilities through providing training in different areas based on the needs.				
Activities planned	N.of beneficiaries		N. of Items Provided	
	Planned	YTD Actual	Planned	YTD Actual
health training plan developed	A master SARC's training plan for health training plan is being developed for a coordinated overarching approach towards enhancing SARC's health staff and volunteers skills, and developing guidelines and tools. The new IFRC health delegate is scheduled to arrive to Syria in July			
# of trainings organised	No progress yet			
Livelihoods: Enhance capacities at SARC HQ and Branches to share an understanding of livelihood concepts and approaches within the RC/RC Movement.				
Activities planned	N.of beneficiaries		N. of Items Provided	
	Planned	YTD Actual	Planned	YTD Actual
# of SARC livelihoods staff in headquarters and branches recruited staff recruited	In headquarter: livelihoods officer, field officer, one expert in agriculture and one assistant. Two positions are recruited in two branches			
# of trainings organised and participants	1 awareness workshops for board members, 2 trainings in Introduction to livelihoods, 1 in cash based assistance with 125 participants in total			
# of accountability tools developed for Livelihoods programming	Guidelines for community mobilization, template for household assessment, guidelines for labour market assessment, Vocational Training Monitoring Template, Impact Reports for Introduction to Livelihoods Training and Cash Based Programming			
Infrastructure: Following the 2015 completed feasibility study, establish capacities at SARC HQ to plan, implement and manage infrastructure projects.				
Activities planned	N.of beneficiaries		N. of Items Provided	
	Planned	YTD Actual	Planned	YTD Actual
# of SARC HQ staff recruited	no progress yet			
SARC and RCRC partners working group established	no progress yet			
# of locations identified for infrastructure projects	no progress yet			
Information technology: Enhance SARC IT structure for in-house development of IT and software solutions.				
Activities planned	N.of beneficiaries		N. of Items Provided	
	Planned	YTD Actual	Planned	YTD Actual
# of SARC staff recruited	SARC HQ IT officer is in place			
# of software/software solutions purchased and installed	MS Office system procured and being installed			
# of trainings organised	planned for the second half of 2016			
# of guidelines and tools developed	IFRC Beirut RO will provide technical support			
Increased sustainable capacity of SARC to carry effective communication.				
Activities planned	N.of beneficiaries		N. of Items Provided	
	Planned	YTD Actual	Planned	YTD Actual
# of SARC communication focal points receiving audio-visual equipment and tools	The trainings and tools will be implemented after the plan is approved and agreed with SARC management and coms			
# of trainings organised	No trainings were organized			
# of guidelines, strategic documents developed	2016 workplan developed and revised			
Outcome 9 Optimal logistics mobilization and pipeline management maintained for both bilateral and multilateral				

consignments.				
Consolidated and standardized mobilization and pipeline management.				
Activities planned	N.of beneficiaries		N. of Items Provided	
	Planned	YTD Actual	Planned	YTD Actual
Coordinated pipeline management in place	Support is being provided to all RCRC Movement partners (multilateral or bilateral). In addition also 5 INGOs are supported.			
Ensure quality of the items and supplies	SARC QA team is regularly conducting test on relief items in the central warehouse and also in the branches			
Outcome 10 Increased positioning of the Movement on the humanitarian imperative to respond to the humanitarian needs in Syria.				
To develop positioning/advocacy communication products in coordination with the Movement in Syria.				
Activities planned	N.of beneficiaries		N. of Items Provided	
	Planned	YTD Actual	Planned	YTD Actual
# of communication materials developed	Four stories were published			
# of stories published				
Enhanced coordination with Movement partners.				
Activities planned	N.of beneficiaries		N. of Items Provided	
	Planned	YTD Actual	Planned	YTD Actual
# of meetings organised with partners	<ul style="list-style-type: none"> – DG-ECHO and consortium partners-IFRC, Danish Red Cross, German Red Cross and SARC-met in Beirut to identify areas for improvement in implementation of the action and partnership. – A joint meeting took place with DG-ECHO, DEVCO and both consortium partners. – A planning meeting was held in Beirut at the beginning of with all PNS present in MENA. – In the monthly PNS coordination meeting the revised Syria appeal was presented. 			
# of technical level meetings organised with SARC and partners	The IFRC team for Syria is continuously engaged in dialogue with all the partners. In the framework of ECHO and SHRP, IFRC SARC and the partners (involved Danish, German and British NS) held technical coordination meetings. With Canadian RC, several meetings took place regarding health implementation, and the Netherlands RC regarding Community Centres. Two livelihoods steering committee meetings were facilitated by the Livelihoods Movement Delegate involving Movement partners and INGOs			

Reference documents



Click here for:
Previous Appeals and updates
Emergency Plan of Action (EPoA)
Mobilisation table

Contact Information

For further information specifically related to this operation please contact:

In Syria

Mr. Marwan Abdullah, General Director, Syrian Arab Red Crescent Society, phone: +963113327691/3327698; fax: +963 11 332 7695; email: sarc@net.sy; info@sarc.sy

IFRC MENA Regional Office, Beirut

Åsa Erika Jansson; IFRC Country Representative, phone: +963113327691/3327698, mobile phone: +963 959 999 869; email: asaerika.jansson@ifrc.org

IFRC Secretariat, Geneva

Cristina Estrada, Operations Quality Assurance; phone: +41 79 3583106; email: cristina.estrada@ifrc.org

For Resource Mobilization and Pledges:

IFRC MENA Regional Office: Karina Lapteva, Quality Assurance & Resource Mobilization Delegate for Syria, phone: +961 71 802 914, email: karina.lapteva@ifrc.org

For In-Kind Donations and Mobilization Table:

Global Logistics Services - Dubai office: Martha Wanjiku, Logistics Assistant, phone: +971 4 4572993, email: martha.wanjiku@ifrc.org

IFRC Syria: Hicham Diab, Logistics Coordinator, phone: +963 948 898 796, +961 71 802482, email: hicham.diab@ifrc.org

For Performance and Accountability (planning, monitoring, evaluation and reporting enquiries)

IFRC MENA Regional Office: Nadine Haddad, Senior Planning, Monitoring, Evaluation and Reporting Officer, phone: + 961 71 802775, email: nadine.haddad@ifrc.org

IFRC Syria: Eszter Matyeka, Syria Reporting Delegate, phone: +961 71 802 781, email: eszter.matyeka@ifrc.org

How we work

All IFRC assistance seeks to adhere to the **Code of Conduct** for the International Red Cross and Red Crescent Movement and Non-Governmental Organizations (NGO's) in Disaster Relief and the **Humanitarian Charter and Minimum Standards in Humanitarian Response (Sphere)** in delivering assistance to the most vulnerable. The IFRC's vision is to inspire, **encourage, facilitate and promote at all times all forms of humanitarian activities** by National Societies, with a view to **preventing and alleviating human suffering**, and thereby contributing to the maintenance and promotion of human dignity and peace in the world.

The IFRC's work is guided by Strategy 2020 which puts forward three strategic aims:



Save lives,
protect livelihoods,
and strengthen recovery
from disaster and crises.



Enable healthy
and **safe** living.



Promote social inclusion
and a culture of
non-violence and peace.

Disaster Response Financial Report

MDRSY003 - Syria - Syria Complex Emergency

Timeframe: 06 Jul 12 to 31 Dec 16

Appeal Launch Date: 06 Jul 12

Interim Report

Selected Parameters

Reporting Timeframe	2012/7-2016/6	Programme	MDRSY003
Budget Timeframe	2012/7-2016/12	Budget	APPROVED
Split by funding source	Y	Project	*
Subsector:	*		

All figures are in Swiss Francs (CHF)

I. Funding

	Raise humanitarian standards	Grow RC/RC services for vulnerable people	Strengthen RC/RC contribution to development	Heighten influence and support for RC/RC work	Joint working and accountability	TOTAL	Deferred Income
A. Budget		123,061,891	22,024,142			145,086,034	
B. Opening Balance							
Income							
Cash contributions							
Airbus		37,652				37,652	
American Red Cross		1,078,830				1,078,830	
Andorran Red Cross		7,576				7,576	
Australian Red Cross		588,608				588,608	
Austrian Red Cross		1,206				1,206	
Austrian Red Cross (from Austrian Government*)		964,733				964,733	
Austria - Private Donors		975				975	
Belgian Red Cross (Flanders)		69,384				69,384	
Belgian Red Cross (Francophone) (from Belgian Federal Government*)		358,399				358,399	
Belgium - Private Donors		11				11	
BG Group		189				189	
British Red Cross		7,722,999	364,145			8,087,145	
British Red Cross (from British Government*)		2,560,512	1,354,009			3,914,520	
British Red Cross (from DEC (Disasters Emergency Committee)*)		1,702,866				1,702,866	
British Red Cross (from Great Britain - Private Donors*)		4,140				4,140	
British Red Cross (from Unidentified donor*)		27,207				27,207	
China Red Cross, Hong Kong branch		70,943				70,943	
Danish Red Cross		530,088	86,000			616,088	
Danish Red Cross (from Danish Government*)		12,000				12,000	
Danish Red Cross (from European Commission - DG ECHO*)		2,873,135	1,740,891			4,614,026	
Danish Red Cross (from Ramboll Group A/S*)			137,922			137,922	
European Commission - DG ECHO		11,727,600				11,727,600	
Finnish Red Cross		298,814	34,702			333,516	
Finnish Red Cross (from Finnish Government*)		705,880	986,742			1,692,622	
France - Private Donors		2,469				2,469	
Germany - Private Donors		172				172	
Great Britain - Private Donors		4,306				4,306	
ICRC			300,000			300,000	
International Arab Charity		7,439				7,439	
Ireland - Private Donors		1,238				1,238	
Irish Government		1,419,415				1,419,415	
Irish Red Cross Society		191,622				191,622	
Italian Government Bilateral Emergency Fund		181,089				181,089	
Italian Red Cross		120,120				120,120	
Italian Red Cross (from Italian Government*)		511,647				511,647	
Japanese Government		440,924	62,793			503,717	543,134
Japanese Red Cross Society		233,872	390,323			624,195	
JK Group Inc.		447				447	
Kuwait Red Crescent Society		457,792				457,792	
Luxembourg Government		124,797				124,797	
Luxembourg - Private Donors		153				153	
Netherlands - Private Donors		11				11	
New Zealand Red Cross		173,443				173,443	
Norwegian Red Cross		2,660,957				2,660,957	
Norwegian Red Cross (from Norwegian Government*)		6,945,015	221,901			7,166,917	
On Line donations		150,392				150,392	
On Line donations (from Aland Islands - Private donors*)		78				78	

Disaster Response Financial Report

MDRSY003 - Syria - Syria Complex Emergency

Timeframe: 06 Jul 12 to 31 Dec 16

Appeal Launch Date: 06 Jul 12

Selected Parameters

Reporting Timeframe	2012/7-2016/6	Programme	MDRSY003
Budget Timeframe	2012/7-2016/12	Budget	APPROVED
Split by funding source	Y	Project	*
Subsector:	*		

All figures are in Swiss Francs (CHF)

On Line donations (from Albania - Private donors*)	3	3
On Line donations (from Andorra - Private Donors*)	11	11
On Line donations (from Antigua And Barbuda - Private donors*)	3	3
On Line donations (from Argentina - Private Donors*)	13	13
On Line donations (from Armenia - Private Donors*)	1	1
On Line donations (from Australia - Private Donors*)	2,358	2,358
On Line donations (from Austria - Private Donors*)	74	74
On Line donations (from Azerbaijan Private Donors*)	18	18
On Line donations (from Bahrain - Private Donors*)	1,286	1,286
On Line donations (from Bangladesh - Private Donors*)	5	5
On Line donations (from Barbados - Private Donors*)	28	28
On Line donations (from Belarus - Private Donors*)	10	10
On Line donations (from Belgium - Private Donors*)	226	226
On Line donations (from Bermuda - Private Donors*)	107	107
On Line donations (from Bhutan - Private donors*)	20	20
On Line donations (from Bolivia Private Donors*)	1	1
On Line donations (from Botswana - Private donors*)	13	13
On Line donations (from Brazil - Private Donors*)	768	768
On Line donations (from British Indian Ocean Territory - Private donors*)	4	4
On Line donations (from Brunei - Private Donors*)	930	930
On Line donations (from Bulgaria - Private Donors*)	238	238
On Line donations (from Cambodia - Private Donors*)	2	2
On Line donations (from Canada - Private Donors*)	2,669	2,669
On Line donations (from Cayman Islands - Private Donors*)	1	1
On Line donations (from Chad - Private donors*)	1	1
On Line donations (from Chile Private Donors*)	24	24
On Line donations (from China - Private Donors*)	982	982
On Line donations (from Colombia - Private Donors*)	48	48
On Line donations (from Costa Rica - Private Donors*)	35	35
On Line donations (from Croatia - Private Donors*)	31	31
On Line donations (from Cuba - Private donors*)	1	1
On Line donations (from Cyprus - Private Donors*)	539	539
On Line donations (from Czech private donors*)	115	115
On Line donations (from Denmark - Private Donors*)	110	110
On Line donations (from Dominican Republic - Private Donor*)	14	14
On Line donations (from Dominica Private Donors*)	6	6
On Line donations (from Ecuador - Private Donors*)	93	93
On Line donations (from Egypt - Private Donors*)	738	738
On Line donations (from Estonia - Private donors*)	4	4
On Line donations (from Falkland Islands (Malvinas) - Private donors*)	5	5
On Line donations (from Fiji Private Donors*)	15	15
On Line donations (from Finland - Private Donors*)	186	186
On Line donations (from France - Private Donors*)	1,508	1,508
On Line donations (from French Guiana - Private donors*)	98	98
On Line donations (from Georgia Private Donors*)	6	6
On Line donations (from Germany - Private Donors*)	628	628
On Line donations (from Ghana Private Donors*)	1	1
On Line donations (from Gibraltar - Private donors*)	31	31
On Line donations (from Great Britain - Private Donors*)	8,312	8,312
On Line donations (from Greece - Private Donors*)	484	484
On Line donations (from Greenland - Private donors*)	4	4
On Line donations (from Guam - Private donors*)	4	4
On Line donations (from Guatemala Private donors*)	3	3

Disaster Response Financial Report

MDRSY003 - Syria - Syria Complex Emergency

Timeframe: 06 Jul 12 to 31 Dec 16

Appeal Launch Date: 06 Jul 12

Selected Parameters

Reporting Timeframe	2012/7-2016/6	Programme	MDRSY003
Budget Timeframe	2012/7-2016/12	Budget	APPROVED
Split by funding source	Y	Project	*
Subsector:	*		

All figures are in Swiss Francs (CHF)

On Line donations (from Guernsey - Private donors*)	14	14
On Line donations (from Guyana Private Donors*)	1	1
On Line donations (from Holy See (Vatican City State) - Private donors*)	1	1
On Line donations (from Hong Kong - Private Donors*)	958	958
On Line donations (from Hungarian - Private Donors*)	82	82
On Line donations (from icelandic RC*)	3	3
On Line donations (from India - Private Donors*)	1,680	1,680
On Line donations (from Indonesia - Private Donors*)	174	174
On Line donations (from Ireland - Private Donors*)	366	366
On Line donations (from Isle Of Man - Private donors*)	3	3
On Line donations (from Israel - Private Donors*)	40	40
On Line donations (from Italy - Private Donors*)	218	218
On Line donations (from Japan - Private Donors*)	980	980
On Line donations (from Jersey - Private donors*)	3	3
On Line donations (from Jordan - Private Donors*)	56	56
On Line donations (from Kazakhstan - Private Donors*)	176	176
On Line donations (from Kenya - Private Donors*)	21	21
On Line donations (from Kosovo - Private donors*)	3	3
On Line donations (from Kuwait - Private Donors*)	913	913
On Line donations (from Latvia - Private Donors*)	10	10
On Line donations (from Lebanese - Private Donors*)	53	53
On Line donations (from Lithuania- Private Donors*)	48	48
On Line donations (from Luxembourg - Private Donors*)	131	131
On Line donations (from Macao - Private donors*)	16	16
On Line donations (from Malaysia - Private Donors*)	1,969	1,969
On Line donations (from Maldives Private Donors*)	6	6
On Line donations (from Malta - Private Donors*)	120	120
On Line donations (from Mauritius Private Donors*)	16	16
On Line donations (from Mexico - Private Donors*)	162	162
On Line donations (from Moldova, Republic Of - Private donors*)	3	3
On Line donations (from Morocco Private Donors*)	1	1
On Line donations (from Myanmar - Private Donors*)	22	22
On Line donations (from Namibia - Private Donors*)	5	5
On Line donations (from Nepal Private Donors*)	10	10
On Line donations (from Netherlands Antilles - Private donors*)	1	1
On Line donations (from Netherlands - Private Donors*)	218	218
On Line donations (from New Caledonia Private Donors*)	26	26
On Line donations (from New Zealand - Private Donors*)	450	450
On Line donations (from Nicaragua Private Donors*)	1	1
On Line donations (from Nigeria private donors*)	14	14
On Line donations (from Norway - Private Donors*)	390	390
On Line donations (from Oman - Private Donors*)	391	391
On Line donations (from Pakistan Private Donors*)	261	261
On Line donations (from Panama Private donors*)	638	638
On Line donations (from Peru - Private Donors*)	29	29
On Line donations (from Philippines - Private Donors*)	143	143
On Line donations (from Poland - Private Donors*)	467	467
On Line donations (from Portuguese - Private Donors*)	185	185
On Line donations (from Puerto Rico - Private donors*)	113	113
On Line donations (from Qatar Private Donors*)	1,509	1,509

Disaster Response Financial Report

MDRSY003 - Syria - Syria Complex Emergency

Timeframe: 06 Jul 12 to 31 Dec 16

Appeal Launch Date: 06 Jul 12

Selected Parameters

Reporting Timeframe	2012/7-2016/6	Programme	MDRSY003
Budget Timeframe	2012/7-2016/12	Budget	APPROVED
Split by funding source	Y	Project	*
Subsector:	*		

All figures are in Swiss Francs (CHF)

On Line donations (from Republic of Korea - Private Donors*)	122		122
On Line donations (from Reunion - Private donors*)	29		29
On Line donations (from Romania Private Donors*)	111		111
On Line donations (from Russia - Private Donors*)	377		377
On Line donations (from Saint Helena - Private donors*)	1		1
On Line donations (from Saudi Arabia - Private Donors*)	601		601
On Line donations (from Serbia - Private Donors*)	2		2
On Line donations (from Sierra Leone - Private Donors*)	17		17
On Line donations (from Singapore - Private Donors*)	3,584		3,584
On Line donations (from Slovakia Private Donors*)	6		6
On Line donations (from Slovenia - Private Donors*)	15		15
On Line donations (from South Africa - Private Donors*)	159		159
On Line donations (from Spain - Private Donors*)	375		375
On Line donations (from Sri Lanka - Private Donors*)	51		51
On Line donations (from St Kits and Nevis Private donor*)	5		5
On Line donations (from Swedish - Private Donors*)	645		645
On Line donations (from Switzerland - Private Donors*)	1,776		1,776
On Line donations (from Syria Private Donors*)	90		90
On Line donations (from Taiwan - Private Donors*)	769		769
On Line donations (from Tajikistan - Private Donors*)	5		5
On Line donations (from Tanzania - Private Donors*)	1		1
On Line donations (from Thailand - Private Donors*)	519		519
On Line donations (from Trinidad & Tobago - Private Donors*)	660		660
On Line donations (from Tunis Private Donors*)	1		1
On Line donations (from Turkey - Private Donors*)	322		322
On Line donations (from Ukraine private donors*)	31		31
On Line donations (from Unidentified donor*)	1,786		1,786
On Line donations (from United Arab Emirates - Private Donors*)	6,631		6,631
On Line donations (from United States - Private Donors*)	76,956		76,956
On Line donations (from Uruguay - Private Donors*)	5		5
On Line donations (from Venezuela - Private Donors*)	5		5
On Line donations (from Vietnam - Private Donors*)	65		65
On Line donations (from Zimbabwe - Private Donors*)	2		2
Other	1,330,318		1,330,318
Poland - Private Donors	147		147
Red Crescent Society of the Islamic Republic of Iran	30,000		30,000
Red Cross of Monaco	14,472		14,472
Romanian Red Cross	241		241
Runtastic	71		71
Singapore Red Cross Society	14,467		14,467
Spanish Red Cross	153,412		153,412
Suncor Energy Inc.	238,691		238,691
supreme master ching hai international association	58,386		58,386
Swedish Red Cross	14,988,811	2,330,161	17,318,971
Swedish Red Cross (from Radiohjälpen (Sveriges Television (SVT) Foundation*)	686,424		686,424
Swedish Red Cross (from Swedish Government*)	4,005,568	1,022,486	5,028,054
Switzerland - Private Donors	1,900		1,900
Taiwan Red Cross Organisation	432,829		432,829
The Canadian Red Cross Society	394,081	54,188	448,269
The Canadian Red Cross Society (from Canadian Government*)	5,401,941	1,834,433	7,236,374

Disaster Response Financial Report

MDRSY003 - Syria - Syria Complex Emergency

Timeframe: 06 Jul 12 to 31 Dec 16

Appeal Launch Date: 06 Jul 12

Selected Parameters

Reporting Timeframe	2012/7-2016/6	Programme	MDRSY003
Budget Timeframe	2012/7-2016/12	Budget	APPROVED
Split by funding source	Y	Project	*
Subsector:	*		

All figures are in Swiss Francs (CHF)

<i>The Netherlands Red Cross</i>	6,427,996		6,427,996
<i>The Netherlands Red Cross (from Nederlandse Publieke Omroep (NPO)*)</i>	778,904	1,406,986	2,185,890
<i>The Netherlands Red Cross (from Netherlands Government*)</i>	7,812,434	225,156	8,037,590
<i>The Red Cross Society of Bosnia and Herzegovina</i>	2,466		2,466
<i>United States Government - USAID</i>	4,288,701	2,427,309	6,716,010
<i>United States - Private Donors</i>	14,100		14,100
C1. Cash contributions	92,179,143	14,980,148	107,159,294
543,134			
Inkind Goods & Transport			
<i>American Red Cross</i>	144,105		144,105
<i>Belgian Red Cross (Flanders)</i>	155,518		155,518
<i>British Red Cross</i>	10,631,467		10,631,467
<i>China Red Cross, Hong Kong branch</i>	79,072		79,072
<i>Finnish Red Cross</i>	899,163		899,163
<i>Norwegian Red Cross</i>	23,307		23,307
<i>Spanish Red Cross</i>	467,281		467,281
<i>The Canadian Red Cross Society</i>	121,195		121,195
<i>The Netherlands Red Cross</i>	2,944,865		2,944,865
C2. Inkind Goods & Transport	15,465,973		15,465,973
Inkind Personnel			
<i>Finnish Red Cross</i>	125,680	66,080	191,760
<i>Other</i>	0		0
<i>Swedish Red Cross</i>	253,510	13,945	267,455
<i>The Canadian Red Cross Society</i>		34,593	34,593
C3. Inkind Personnel	379,190	114,618	493,808
Other Income			
<i>Fundraising Fees</i>	-16,689		-16,689
C4. Other Income	-16,689		-16,689
C. Total Income = SUM(C1..C4)	108,007,620	15,094,766	123,102,386
543,134			
D. Total Funding = B + C	108,007,620	15,094,766	123,102,386
543,134			

* Funding source data based on information provided by the donor

II. Movement of Funds

	Raise humanitarian standards	Grow RC/RC services for vulnerable people	Strengthen RC/RC contribution to development	Heighten influence and support for RC/RC work	Joint working and accountability	TOTAL	Deferred Income
B. Opening Balance							
C. Income		108,007,620	15,094,766			123,102,386	543,134
E. Expenditure		-93,140,757	-7,464,054			-100,604,810	
F. Closing Balance = (B + C + E)		14,866,863	7,630,712			22,497,575	543,134

Disaster Response Financial Report

MDRSY003 - Syria - Syria Complex Emergency

Timeframe: 06 Jul 12 to 31 Dec 16

Appeal Launch Date: 06 Jul 12

Interim Report

Selected Parameters

Reporting Timeframe	2012/7-2016/6	Programme	MDRSY003
Budget Timeframe	2012/7-2016/12	Budget	APPROVED
Split by funding source	Y	Project	*
Subsector:	*		

All figures are in Swiss Francs (CHF)

III. Expenditure

Account Groups	Budget	Expenditure					TOTAL	Variance
		Raise humanitarian standards	Grow RC/RC services for vulnerable people	Strengthen RC/RC contribution to development	Heighten influence and support for RC/RC work	Joint working and accountability		
	A					B	A - B	
BUDGET (C)			123,061,891	22,024,142		145,086,034		
Relief items, Construction, Supplies								
Shelter - Relief	2,798,006		1,368,735			1,368,735	1,429,271	
Construction - Facilities	11,250						11,250	
Clothing & Textiles	17,513,659		13,464,064			13,464,064	4,049,595	
Food	45,615,198		33,981,263	561,396		34,542,660	11,072,538	
Seeds & Plants	1,500,000						1,500,000	
Water, Sanitation & Hygiene	12,241,860		7,860,928			7,860,928	4,380,932	
Medical & First Aid	13,673,573		6,879,610	2,749,180		9,628,790	4,044,784	
Teaching Materials	365,510		510			510	365,000	
Utensils & Tools	2,704,793		931,576	79,083		1,010,659	1,694,134	
Other Supplies & Services	511,780		511,780			511,780	0	
Total Relief items, Construction, Sup	96,935,629		64,998,466	3,389,659		68,388,125	28,547,504	
Land, vehicles & equipment								
Land & Buildings	2,507,075						2,507,075	
Vehicles	2,388,774		1,759,890	135,413		1,895,303	493,470	
Computers & Telecom	418,518		278,518	7,075		285,594	132,924	
Office & Household Equipment	339,544		284,043	18,377		302,421	37,123	
Medical Equipment	3,147,298						3,147,298	
Total Land, vehicles & equipment	8,801,208		2,322,452	160,865		2,483,318	6,317,891	
Logistics, Transport & Storage								
Storage	3,452,676		2,736,851	58,772		2,795,623	657,053	
Distribution & Monitoring	4,251,556		3,368,770	173,080		3,541,850	709,705	
Transport & Vehicles Costs	1,462,937		892,642	55,974		948,616	514,321	
Logistics Services	3,991,141		2,431,703	145,432		2,577,135	1,414,006	
Total Logistics, Transport & Storage	13,158,310		9,429,966	433,258		9,863,224	3,295,086	
Personnel								
International Staff	4,157,950		2,292,299	1,080,255		3,372,554	785,396	
National Staff	191,720		144,455	32,593		177,047	14,672	
National Society Staff	3,174,579		1,400,453	702,977		2,103,430	1,071,150	
Volunteers	1,727,937		308,939	238,597		547,537	1,180,401	
Other Staff Benefits	101,311		101,311			101,311	0	
Total Personnel	9,353,497		4,247,456	2,054,422		6,301,878	3,051,619	
Consultants & Professional Fees								
Consultants	208,925		38,307	618		38,924	170,000	
Professional Fees	272,845		97,367	54,469		151,836	121,009	
Total Consultants & Professional Fees	481,770		135,674	55,087		190,761	291,009	
Workshops & Training								
Workshops & Training	415,983		81,661	66,582		148,243	267,740	
Total Workshops & Training	415,983		81,661	66,582		148,243	267,740	
General Expenditure								
Travel	308,055		169,381	48,833		218,215	89,840	
Information & Public Relations	66,576		24,967	2,772		27,739	38,837	
Office Costs	669,647		48,318	372,336		420,654	248,993	
Communications	128,577		70,331	33,131		103,461	25,116	
Financial Charges	587,656		527,422	11,342		538,764	48,892	
Other General Expenses	41,180		35,070	111		35,181	5,999	
Shared Office and Services Costs	282,066		206,144	49,492		255,636	26,430	
Total General Expenditure	2,083,757		1,081,633	518,017		1,599,650	484,107	

Disaster Response Financial Report

MDRSY003 - Syria - Syria Complex Emergency

Timeframe: 06 Jul 12 to 31 Dec 16

Appeal Launch Date: 06 Jul 12

Interim Report

Selected Parameters

Reporting Timeframe	2012/7-2016/6	Programme	MDRSY003
Budget Timeframe	2012/7-2016/12	Budget	APPROVED
Split by funding source	Y	Project	*
Subsector:	*		

All figures are in Swiss Francs (CHF)

III. Expenditure

Account Groups	Budget	Expenditure					TOTAL	Variance
		Raise humanitarian standards	Grow RC/RC services for vulnerable people	Strengthen RC/RC contribution to development	Heighten influence and support for RC/RC work	Joint working and accountability		
	A					B	A - B	
BUDGET (C)			123,061,891	22,024,142		145,086,034		
Contributions & Transfers								
Cash Transfers National Societies	4,557,832		4,557,832			4,557,832	0	
Total Contributions & Transfers	4,557,832		4,557,832			4,557,832	0	
Operational Provisions								
Operational Provisions			175,000	291,638		466,638	-466,638	
Total Operational Provisions			175,000	291,638		466,638	-466,638	
Indirect Costs								
Programme & Services Support Recov€	8,826,219		5,602,764	445,569		6,048,333	2,777,886	
Total Indirect Costs	8,826,219		5,602,764	445,569		6,048,333	2,777,886	
Pledge Specific Costs								
Pledge Earmarking Fee	414,003		445,939	40,449		486,388	-72,385	
Pledge Reporting Fees	57,826		61,914	8,507		70,420	-12,594	
Total Pledge Specific Costs	471,828		507,853	48,955		556,808	-84,979	
TOTAL EXPENDITURE (D)	145,086,034		93,140,757	7,464,054		100,604,810	44,481,223	
VARIANCE (C - D)			29,921,135	14,560,089		44,481,223		

Disaster Response Financial Report

MDRSY003 - Syria - Syria Complex Emergency

Timeframe: 06 Jul 12 to 31 Dec 16

Appeal Launch Date: 06 Jul 12

Interim Report

Selected Parameters

Reporting Timeframe	2012/7-2016/6	Programme	MDRSY003
Budget Timeframe	2012/7-2016/12	Budget	APPROVED
Split by funding source	Y	Project	*
Subsector:	*		

All figures are in Swiss Francs (CHF)

IV. Breakdown by subsector

Business Line / Sub-sector	Budget	Opening Balance	Income	Funding	Expenditure	Closing Balance	Deferred Income
BL2 - Grow RC/RC services for vulnerable people							
Disaster response	74,276,055		76,385,939	76,385,939	74,507,662	1,878,277	
Food security	27,540,546		17,310,706	17,310,706	10,537,620	6,773,086	
Recovery	21,245,291		14,310,975	14,310,975	8,095,475	6,215,500	315,968
Subtotal BL2	123,061,891		108,007,620	108,007,620	93,140,757	14,866,863	315,968
BL3 - Strengthen RC/RC contribution to development							
Health	14,878,180		10,740,110	10,740,110	5,385,248	5,354,862	227,166
Organizational development	7,145,962		4,354,656	4,354,656	2,078,805	2,275,851	
Subtotal BL3	22,024,142		15,094,766	15,094,766	7,464,054	7,630,712	227,166
GRAND TOTAL	145,086,034		123,102,386	123,102,386	100,604,810	22,497,575	543,134