

Emergency appeal operations update

Philippines: Typhoons and floods

Emergency appeal n° MDRPH020	GLIDE n° TC-2015-000168-PHL and TC-2015-000170-PHL
Operations update n° 3	Date of issue: 28 November 2016
Reporting period: 22 Dec 2015 to 30 Oct 2016	Operation timeframe: 22 Dec 2015 to 30 Nov 2016
Appeal budget: CHF 2,079,515	Appeal coverage: CHF 1,396,631 (67%); see donor response list
DREF allocation: CHF 250,000	
N° of people targeted: 45,000 (9,000 families)	N° of people assisted: 30,000 (6,000 families)

Appeal History

- 14 December 2015:** Typhoon Melor (locally known as Nona) makes landfall in Batag Island, Northern Samar, moves westward.
- 16 December 2015:** Typhoon Melor exits to the west of the Philippines. [Information bulletin no. 1](#) issued.
- 17 December 2015:** The President of the Philippines declares a state of national calamity following the devastation caused by Typhoon Melor.
- 18 December 2015:** Tropical Depression Twenty Three makes landfall in Davao Oriental province, eastern Mindanao. [Information bulletin no. 2](#) issued.
- 19 December:** Almost the whole of Philippines experiences rain, floods and landslides.
- 22 December:** [Emergency Appeal](#) launched for CHF 3.7 million, seeking to deliver assistance to 45,000 people over 12 months.
- 4 March 2016:** [Revised Emergency Appeal](#) issued, seeking CHF 2 million to deliver assistance to 45,000 people over 12 months.
- 25 July 2016:** The [6-month operation update](#) is published.

This operations update provides a projection of planned activities under this Appeal which will be incorporated and implemented as part of the Operational Plan 2017 for Philippines. This is an approach to ensure proper linkages between recovery and development activities.

The situation

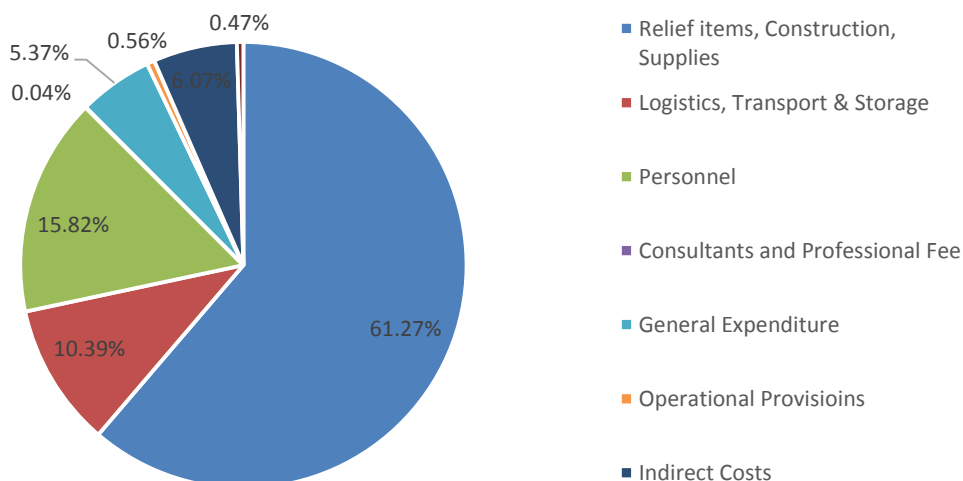
Typhoon Melor struck Northern Samar on 14 December 2015 moving westward and exited Philippine landmass through Occidental Mindoro and dissipated over the sea west of the country on 19 December. Melor left 42 people dead, almost 300,000 houses damaged and some PHP 4.3 billion (CHF 89 million) worth of agriculture and infrastructure assets affected.

Melor came a few months after some parts of Luzon were badly affected from the effects of Typhoon Koppu (October 2015). Melor was then followed by a tropical depression (Twenty Three), which enhanced the northeast monsoon causing heavy rainfall throughout much of the country. More than 800,000 families were affected by Typhoon Melor, Tropical Depression Twenty Three and the northeast monsoon.

Financial status

Below is a summary of the expenditure (CHF 1,006,573) to date.

Expenditures



There is an approximately CHF 150,000 expected at the end of the operation (30 November 2016), which will be transferred to the Operational Plan 2017 for Philippines. The balance will support the recovery and development activities aimed at enhancing community resilience as well as continue the National Society capacity development activities, including community-based volunteers (RC143), initiated under this Appeal. The focus will be on communities and PRC chapters in Sorsogon and Northern Samar.

The programming approach adopted is in line with PRC Strategy 2017-2021 as well as in conformity with the IFRC Governing Board's recommendation that 10 percent of funds mobilized through an Emergency Appeal be dedicated for disaster risk reduction and preparedness measures. Donors who have any queries or clarification about the reallocation of the balance may contact the [IFRC Asia Pacific Regional Office](#).

Coordination and partnerships

Overview of the Red Cross Red Crescent Movement in-country

The Philippine Red Cross (PRC) leads the overall response plans to which Movement partners contribute. The main partners who have supported the PRC response on bilateral basis are ICRC, IFRC, German Red Cross, Norwegian Red Cross and Spanish Red Cross. The IFRC, German Red Cross, Norwegian Red Cross and Spanish Red Cross are also implementing a project in consortium funded by the European Commission's Humanitarian Aid and Civil Protection department (ECHO). The IFRC has also worked in close coordination with ICRC in Biri island, Northern Samar province where ICRC covered the livelihoods component while this appeal supported provision of emergency shelter and shelter repair assistance.

Movement Coordination

Close coordination is maintained between PRC and Movement partners. PRC is responsible for the overall coordination and implementation of the response. IFRC and ICRC are also coordinating and cooperating closely, particularly on sharing operational and security information.



A member of the Barangay Recovery Committee monitors the completion of a repaired shelter in Santa Magdalena, Sorsogon province.

Photo: PRC/IFRC

Coordination with public authorities and other actors









As an auxiliary to the public authorities, PRC maintains a strong relationship with government bodies through participation and collaboration with the National Disaster Risk Reduction Management Council, its provincial, municipal and barangay counterparts; and local government units defined in the Disaster Risk Reduction and Management Act of 2010.

Inter-agency coordination

Further to coordinating with public authorities, PRC and IFRC participate in Humanitarian Country Team forums held during disaster and non-emergency times. PRC and IFRC are also involved in relevant cluster information sharing, planning and analysis at all levels while IFRC supports PRC coordination efforts through representation in other relevant clusters as required. IFRC is also the co-convenor of the shelter cluster in the Philippines. However, clusters were not activated for this response. PRC activities are reflected in the UN OCHA 3W¹.


Operational implementation

Implementation snapshot

	<ul style="list-style-type: none"> 17 Chapters were operational during the emergency phase; 2 Chapters remain operational for the recovery phase 		<ul style="list-style-type: none"> 10,417 households received non-food items and 9,576 households received tarpaulins; 878*target households have received shelter repair assistance
	1,091 people reached with Psychosocial support		On-going activities in the affected communities to promote disaster risk reduction.
	<ul style="list-style-type: none"> 106,000 L of safe drinking water and 7,812 jerry cans were distributed; 1,779 households reached with hygiene promotion activities. 123 of 153 target households have started construction of latrine. 2 communities will receive rehabilitated drinking water system. 		On-going activities to enhance capacity of PRC national headquarters and chapters; planned rehabilitation of one (1) chapter building
	398 households received conditional cash grants		31 welfare desks established to support evacuation centres; IFRC supported PRC assessments; an impact survey was conducted for the livelihoods programme

Overview


The IFRC has supported the PRC in providing relief and recovery assistance to the people affected by Typhoon Melor. Operations under this appeal are to conclude within the month. However, activities under the community-managed livelihood projects and the rehabilitation of water systems in Sorsogon will be transferred to the Operational Plan 2017 for Philippines.

 Health and care	
Outcome	Outputs
Outcome 1: The immediate and medium-term risks to the health of floods affected population are reduced.	Output 1.1: Psychosocial needs of the affected population are met

Progress towards outcome

¹ 3W – Who does What and Where

Output 1.1: PRC, through 20 volunteers, reached 1,091 people with psychosocial support during the emergency phase of the operation. Orientation on critical incident stress management (CISM) was provided to adults to help them cope with stress of the typhoon while children were supported to cope through play and art therapy.

 Water – Sanitation – Hygiene promotion	
Outcomes	Outputs
Outcome 2.1: The immediate reduction in risk of waterborne and water-related diseases in targeted communities	Output 2.1.1: Daily access to safe water which meets Sphere and WHO standards in terms of quantity and quality is provided to target population
	Output 2.1.2: Hygiene promotion activities which meet Sphere standards in terms of the identification and use of hygiene items provided to target population
Outcome 2.2: Risk of waterborne, water-related and vector-borne diseases in targeted communities is reduced	Output 2.2.1: Adequate water and sanitation which meets Sphere standards in terms of quality and quantity is provided to target population


Progress towards outcome

Output 2.1.1: All activities completed. See [operations update no. 2](#).

Output 2.1.2: All activities completed. See [operations update no. 2](#). Hygiene promotion activities have reached 1,779 families in the affected provinces. Hygiene kits were also distributed.

Output 2.2.1: 123 families have so far been provided with household latrines. Construction continues and all planned latrines will be completed by end of November, bringing the total number of assisted households to 153.


The operation also aimed to support the rehabilitation of two water systems in Bulusan Municipality, province of Sorsogon. Activities under this project will be transferred to the Operational Plan 2017.

 Livelihoods – Nutrition – Food security	
Outcome	Output
Outcome 3: Economic security of the target worst-affected households is restored	Output 3.1: Affected households have restored livelihoods after receiving working capital sufficient to resume income generating activities

Progress towards outcome

Output 3.1: All activities completed. See [operations update no. 2](#). A total of 398 households received conditional cash grants worth PHP 5,000 (CHF 104) which they used to restart income generating activities which include hog raising, poultry farming, making of handicrafts, farming and others. To assess the impact of the assistance, IFRC conducted a survey of 240 beneficiaries (60 per cent of the total beneficiaries). *Some of the results are presented below (Quality programming section).*

This operation also aimed to support two livelihood projects – one on handicraft and the other focusing on fishing – to be managed by affected communities. These projects will be continued under Operational Plan 2017.

 Shelter and settlements – Household non-food items	
Outcomes	Outputs
Outcome 4: The immediate household, shelter and settlement needs of the target population are met,	Output 4.1: Target populations are provided with essential household (non-food) items
	Output 4.2: Target populations are provided with emergency shelter materials (tarpaulins)

Outcome 5: Affected households have recovered safer shelter and gained awareness and skills on safer shelter.

Output 5.1: Affected households whose houses were damaged have repaired using the safe shelter 8 key messages.

Progress towards outcome

Output 4.1 & 4.2: No update during this reporting period. See [operations update no. 2](#).

Output 5.1: Shelter repair assistance has been provided to 881 households in four municipalities of two affected provinces. PRC provided materials or cash for purchase of materials, roofing sheets and labour to beneficiaries. In most cases, PRC provided conditional cash grants in two tranches (60 per cent, then 40 per cent). However, due to the unavailability of stocks and logistical issues in the municipality of Biri, a voucher system was utilized. Through this system, beneficiaries, together with Red Cross-trained carpenters, assessed the damage to shelters and recommended materials for repairs. PRC validated and placed these orders for purchase. The materials were then delivered from the mainland to the islands and were received by the beneficiaries who then transported it to their lots. In addition to the materials and labour, PRC also provided orientation on build back safer techniques, utilizing the eight key messages from the Philippines' Shelter Cluster. Booklets and banners, translated to respective local dialects, with these messages were also distributed and posted.

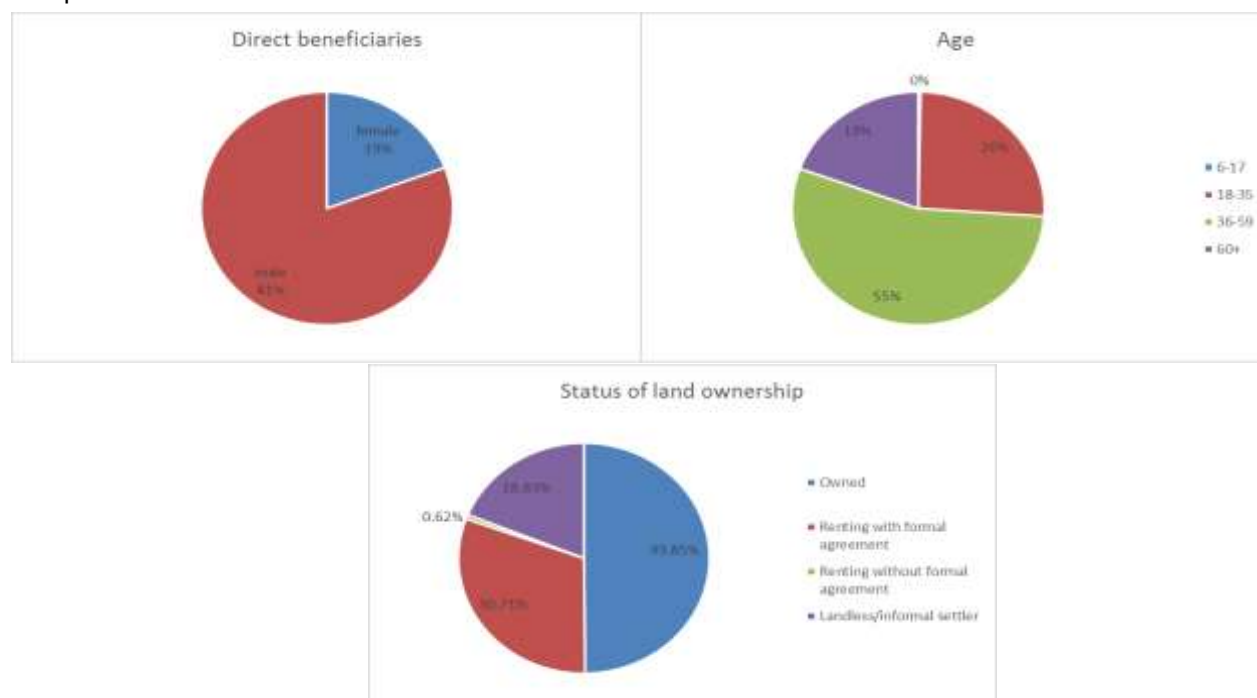
An impact survey of the SRA is planned for the coming weeks and the findings will be included in the final report.

Shelter repair assistance

Province	Municipality	Target	Completed	Percentage
Northern Samar	Bobon	110	110	100%
	Biri	369	369	100%
Sorsogon	Bulusan	123	122	97%
	Santa Magdalena	279	277	52%
Total		881	878*	100%

*3 households were disqualified for not complying with conditional grant requirements.

The profile of the beneficiaries are as follows:



For more information on the shelter repair assistance, see [operations update no. 2](#).

 Disaster response preparedness – Early warning – Risk reduction	
Outcome	Outputs
Outcome 6: Community resilience to disasters is protected and restored	Output 6.1: Target communities have improved knowledge and skills to assess risk, plan and implement disaster risks management measures


Progress towards outcome

Output 6.1: As part of protecting and restoring community resilience to disasters, support will be given to develop and expand the Chapter Red Cross 143 (RC143). PRC has recognized the advantages of harnessing and utilizing the skills of the RC143 being suitably equipped and have the necessary trainings to be the first responders to future emergencies and disasters, to be an early warning agent, and to identify local risks, vulnerabilities and capacities to build a resilient community.

The goal is to create and train community volunteers (Red Cross 143) in the Municipality of Biri, Northern Samar province with targets as follows:

- Six barangay Red Cross 143 will be established, with at least 44 members per community.
- Six barangay Red Cross 143 will be provided with orientation on PRC programmes and 264 individuals will be trained as Red Cross 143 facilitators.
- 400 Red Cross 143 will be trained on emergency first aid.
- 70 Red Cross 143 and chapter volunteers will be trained on community-based DRR.
- 400 community members will be reached through WASH sessions.

The activities under this component will be carried over to Operational Plan 2017 so that they can continue in the longer-term programme aimed at enhancing community resilience.

 National Society capacity building	
Outcome	Outputs
Outcome 7: National Society capacity to deliver on programmes and services in future disasters strengthened	Output 7.1: PRC headquarters and chapters in affected provinces have improved office facilities
	Output 7.2: Capacity of PRC headquarters and chapters to respond to disasters is strengthened

Progress towards outcome

Output 7.1: IFRC has supported PRC to develop a plan to repair the badly damaged Northern Samar chapter office. Engineering assessments have been undertaken and the technical design, for rehabilitation, prepared. IFRC is now in the process of tendering for the materials and labour to rehabilitate the building. This project will be transferred to Operational Plan 2017 and will be a joint contribution to the chapter from IFRC and ICRC.

The Sorsogon chapter has been provided with office improvements to help support this and future operations. With the view of enhancing the material capacity of the affected chapter to deliver programmes and services, IFRC will provide office supplies, IT equipment and fleet management for this and future operations. Some level of disaster preparedness stocks will also be purchased with the balance of remaining funds.

Output 7.2: PRC staff and volunteers have been supported to enhance their capacity to design, implement and monitor shelter, livelihoods and water and sanitation programmes as part of the operation implementation. They have also been provided with orientation on the use of the open data kit (ODK) for beneficiary registration, undertaking surveys, project monitoring and evaluation.

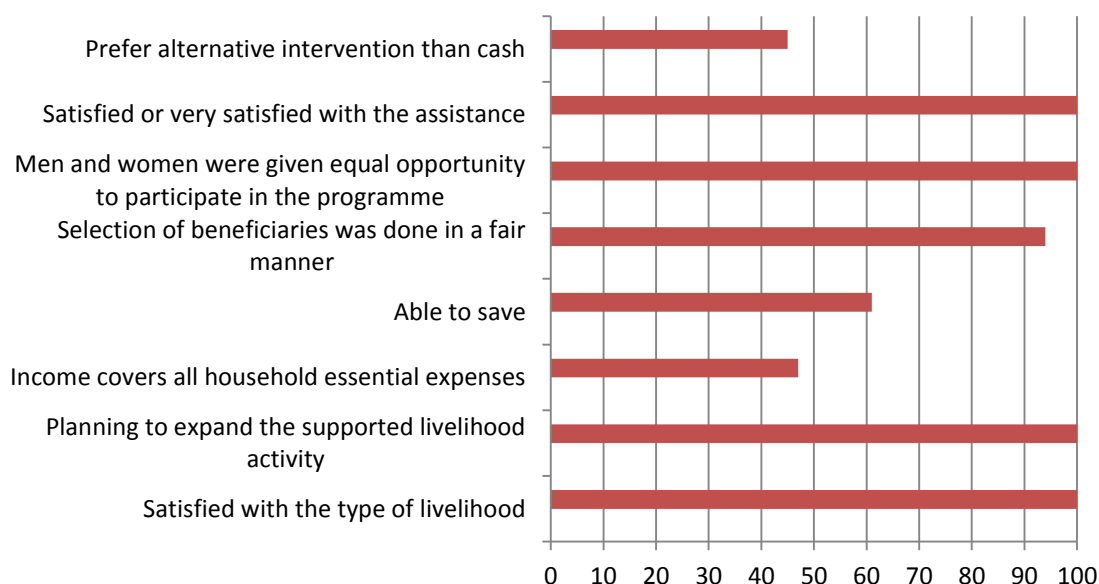
Over the coming weeks, capacity development support will also be provided to chapter-based Red Cross Action Teams. This appeal operation will also provide first aid kits to volunteers and staff in Sorsogon and Northern Samar chapters. These will be transferred to longer-term support to the PRC under the Operational Plan 2017.

Quality programming; Programme support services	
Outcome:	Outputs
Outcome 8: Continuous and detailed assessment and analysis is used to inform the design and implementation of the operation	Output 8.1: Needs assessments are conducted and response plans updated according to findings
	Output 8.2: Additional assistance is considered where appropriate and incorporated into the plan
	Output 8.3: Mechanisms are in place to facilitate two-way communication with and ensure transparency and accountability to disaster-affected people
	Output 8.4: Management and delivery of the operation is informed by an appropriate monitoring and evaluation system.

Progress towards outcome

Output 8.1 to 8.3: All activities completed. See [operations update no. 2](#).

Output 8.4: An impact survey for the household livelihoods project was conducted reaching 240 beneficiaries. Some of the results are summarized below:



Looking ahead

As the direct support to affected communities in terms of shelter, livelihoods and water and sanitation ends at 30 November 2016, it is crucial to ensure a smooth transition from recovery to development. Lessons from previous Emergency Appeal operations – including recommendations from the final external evaluation of the Typhoon Bopha Emergency Appeal operation, undertaken in March 2015 – have suggested that rather than abrupt closure of programmes, an extended engagement with communities should continue with the view of strengthening resilience. Furthermore, strengthening the preparedness for response capacity of PRC chapters beyond the appeal timeframe will ensure localization of capacities and position them to address potential future and similar disaster responses better. Therefore, after the loan advanced from DREF is recovered, the balance of funds from this appeal will be reallocated to Operational Plan 2017.

Community resilience-building activities that will continue in 2017 will focus on rehabilitation of community water systems, community-managed livelihood projects (handicraft and fishing), community-based health and first aid (CBHFA) and disaster risk reduction. National Society capacity-building activities will focus on rehabilitation of one chapter office building, training and equipment of Red Cross Action Teams (RCAT), prepositioning of disaster preparedness stocks and equipping two chapters.

Specific details, including the actual balance for transfer to Operational Plan 2017, will be provided in the final report, which will be issued by 28 February 2017. In the meantime, donors who have any immediate queries or clarification about the projected reallocation may contact the [IFRC Asia Pacific Regional Office](#).

Reference documents



Click here for:

[Emergency Appeal](#)

[Emergency Plan of Action \(EPoA\)](#)

[Revised Emergency Appeal](#)

Contact Information

For further information, please contact:

In Philippine Red Cross

- ✓ Atty. Oscar Palabyab, Acting Secretary General; oscar.palabyab@redcross.org.ph;

In IFRC Philippine Country Office

- ✓ Kari Isomaa, Head of Country Office; email: kari.isomaa@ifrc.org
- ✓ Patrick Elliott, Operations Manager; email: patrick.elliott@ifrc.org

In Asia Pacific Regional Office, Kuala Lumpur:

- ✓ Martin Faller, Deputy Director; email: martin.faller@ifrc.org
- ✓ Nelson Castano, head of disaster and crisis; email: nelson.castano@ifrc.org
- ✓ Necephor Mghendi, Operations Coordinator; email: necephor.mghendi@ifrc.org

For resource mobilization and pledges:

- ✓ Diana Ongiti, relationship manager, emergencies; email: diana.ongiti@ifrc.org
Please send all pledges for funding to zonerm.asiapacific@ifrc.org

For communications enquiries:

- ✓ Patrick Fuller, Communications Manager; email: patrick.fuller@ifrc.org

For planning, monitoring, evaluation and reporting (PMER) enquiries

- ✓ Peter Ophoff, Head of PMER; email: peter.ophoff@ifrc.org

In IFRC Geneva

- ✓ Cristina Estrada, response and recovery Lead; phone: +412 2730 4260; email: cristina.estrada@ifrc.org
- ✓ Susil Perera, senior officer, response and recovery; phone: +412 2730 4947; email: susil.perera@ifrc.org



Click here

1. Interim Financial [below](#)
2. Click [here](#) to return to the title page

How we work

All IFRC assistance seeks to adhere to the **Code of Conduct** for the International Red Cross and Red Crescent Movement and Non-Governmental Organizations (NGO's) in Disaster Relief and the **Humanitarian Charter and Minimum Standards in Humanitarian Response (Sphere)** in delivering assistance to the most vulnerable. The IFRC's vision is to inspire, **encourage, facilitate and promote at all times all forms of humanitarian activities** by National Societies, with a view to **preventing and alleviating human suffering**, and thereby contributing to the maintenance and promotion of human dignity and peace in the world.

The IFRC's work is guided by Strategy 2020 which puts forward three strategic aims:



Save lives,
protect livelihoods,
and strengthen recovery
from disaster and crises.



**Enable healthy
and safe living.**



**Promote social inclusion
and a culture of
non-violence and peace.**

Disaster Response Financial Report**MDRPH020 - Philippines - Typhoon and Floods**

Timeframe: 22 Dec 15 to 30 Nov 16

Appeal Launch Date: 22 Dec 15

Interim Report

Selected Parameters

Reporting Timeframe	2015/12-2016/10	Programme	MDRPH020
Budget Timeframe	2015/12-2016/11	Budget	APPROVED
Split by funding source	Y	Project	*
Subsector:	*		

All figures are in Swiss Francs (CHF)

I. Funding

	Raise humanitarian standards	Grow RC/RC services for vulnerable people	Strengthen RC/RC contribution to development	Heighten influence and support for RC/RC work	Joint working and accountability	TOTAL	Deferred Income
A. Budget		2,079,515				2,079,515	
B. Opening Balance							
Income							
Cash contributions							
<i>American Red Cross</i>		73,348				73,348	
<i>Austrian Red Cross</i>		33,089				33,089	
<i>Finnish Red Cross</i>		54,317				54,317	
<i>German Red Cross (from European Commission - DG ECHO*)</i>		240,327				240,327	
<i>Japanese Red Cross Society</i>		86,516				86,516	
<i>Monaco Government</i>		87,075				87,075	
<i>Norwegian Red Cross</i>		56,030				56,030	
<i>Red Cross of Monaco</i>		21,839				21,839	
<i>Swedish Red Cross</i>		303,419				303,419	
<i>The Canadian Red Cross Society (from Canadian Government*)</i>		112,066				112,066	
<i>The Netherlands Red Cross (from Netherlands Government*)</i>		329,214				329,214	
C1. Cash contributions		1,397,242				1,397,242	
Other Income							
<i>DREF Allocations</i>		250,000				250,000	
C4. Other Income		250,000				250,000	
C. Total Income = SUM(C1..C4)		1,647,242				1,647,242	
D. Total Funding = B + C		1,647,242				1,647,242	

* Funding source data based on information provided by the donor

II. Movement of Funds

	Raise humanitarian standards	Grow RC/RC services for vulnerable people	Strengthen RC/RC contribution to development	Heighten influence and support for RC/RC work	Joint working and accountability	TOTAL	Deferred Income
B. Opening Balance							
C. Income		1,647,242				1,647,242	
E. Expenditure		-1,006,573				-1,006,573	
F. Closing Balance = (B + C + E)		640,669				640,669	

Disaster Response Financial Report

MDRPH020 - Philippines - Typhoon and Floods

Timeframe: 22 Dec 15 to 30 Nov 16

Appeal Launch Date: 22 Dec 15

Interim Report

Selected Parameters			
Reporting Timeframe	2015/12-2016/10	Programme	MDRPH020
Budget Timeframe	2015/12-2016/11	Budget	APPROVED
Split by funding source	Y	Project	*
Subsector:	*		

All figures are in Swiss Francs (CHF)

III. Expenditure

Account Groups	Budget	Expenditure					TOTAL	Variance A - B
		Raise humanitarian standards	Grow RC/RC services for vulnerable people	Strengthen RC/RC contribution to development	Heighten influence and support for RC/RC work	Joint working and accountability		
	A					B	A - B	
BUDGET (C)			2,079,515			2,079,515		
Relief items, Construction, Supplies								
Shelter - Relief	121,500		201,442			201,442	-79,942	
Shelter - Transitional	638,297		92,258			92,258	546,039	
Construction - Facilities			534			534	-534	
Construction Materials			225			225	-225	
Clothing & Textiles	90,894		73,738			73,738	17,156	
Food			6,820			6,820	-6,820	
Water, Sanitation & Hygiene	58,511		64,761			64,761	-6,251	
Medical & First Aid			1,635			1,635	-1,635	
Utensils & Tools	34,100		24,287			24,287	9,813	
Other Supplies & Services	105,519		430			430	105,089	
Cash Disbursement	268,085		150,600			150,600	117,485	
Total Relief items, Construction, Sup	1,316,906		616,731			616,731	700,175	
Logistics, Transport & Storage								
Storage	20,426		6,892			6,892	13,533	
Distribution & Monitoring	16,085		9,407			9,407	6,678	
Transport & Vehicles Costs	90,280		66,285			66,285	23,996	
Logistics Services	20,000		22,007			22,007	-2,007	
Total Logistics, Transport & Storage	146,791		104,591			104,591	42,200	
Personnel								
International Staff	80,713		114,007			114,007	-33,295	
National Staff			10,061			10,061	-10,061	
National Society Staff	90,502		18,689			18,689	71,813	
Volunteers	22,660		16,501			16,501	6,158	
Total Personnel	193,875		159,258			159,258	34,616	
Consultants & Professional Fees								
Consultants	15,000						15,000	
Professional Fees			401			401	-401	
Total Consultants & Professional Fees	15,000		401			401	14,599	
Workshops & Training								
Workshops & Training	190,617						190,617	
Total Workshops & Training	190,617						190,617	
General Expenditure								
Travel	4,468		27,544			27,544	-23,076	
Information & Public Relations	17,819		8,123			8,123	9,696	
Office Costs	15,828		10,630			10,630	5,198	
Communications	2,520		1,342			1,342	1,179	
Financial Charges	6,628		5,512			5,512	1,115	
Other General Expenses	30,319		303			303	30,017	
Shared Office and Services Costs	11,826		600			600	11,226	
Total General Expenditure	89,408		54,054			54,054	35,355	
Operational Provisions								
Operational Provisions			5,647			5,647	-5,647	
Total Operational Provisions			5,647			5,647	-5,647	
Indirect Costs								
Programme & Services Support Recover	126,919		61,144			61,144	65,774	
Total Indirect Costs	126,919		61,144			61,144	65,774	

Disaster Response Financial Report**MDRPH020 - Philippines - Typhoon and Floods**

Timeframe: 22 Dec 15 to 30 Nov 16

Appeal Launch Date: 22 Dec 15

Interim Report

Selected Parameters

Reporting Timeframe	2015/12-2016/10	Programme	MDRPH020
Budget Timeframe	2015/12-2016/11	Budget	APPROVED
Split by funding source	Y	Project	*
Subsector:	*		

All figures are in Swiss Francs (CHF)

III. Expenditure

Account Groups	Budget	Expenditure					TOTAL	Variance
		Raise humanitarian standards	Grow RC/RC services for vulnerable people	Strengthen RC/RC contribution to development	Heighten influence and support for RC/RC work	Joint working and accountability		
	A					B	A - B	
BUDGET (C)			2,079,515			2,079,515		
Pledge Specific Costs								
Pledge Earmarking Fee			3,346			3,346	-3,346	
Pledge Reporting Fees			1,400			1,400	-1,400	
Total Pledge Specific Costs			4,746			4,746	-4,746	
TOTAL EXPENDITURE (D)	2,079,515		1,006,573			1,006,573	1,072,942	
VARIANCE (C - D)			1,072,942			1,072,942		