

www.ifrc.org
Saving lives,
changing minds.

Six month update Iraq: Population movement

 International Federation
of Red Cross and Red Crescent Societies

Emergency appeal n° : MDRIQ008		GLIDE n° : OT-2014-000074-IRQ
Six month update		Timeframe covered by this update : 7 July to 15 December 2016
Emergency Appeal operation start date : 7 July 2016		Timeframe : 9 months; End date: 6 April 2017
Appeal budget : CHF 3,406,903	Appeal coverage : 58 %	Total estimated Red Cross and Red Crescent response to date : CHF 1,973,117
N° of people being assisted : Iraqi Red Crescent Society (IRCS): Number of Branches: 18. Number of volunteers: 7,300 volunteers		
Host National Society(ies) presence (n° of volunteers, staff, branches) : Iraqi Red Crescent Society (IRCS): Number of Branches: 18. Number of volunteers: 7,300 volunteers		
Red Cross Red Crescent Movement partners actively involved in the operation : ICRC, American RC, British RC, Danish Red Cross, Emirati Red Crescent, French Red Cross, German Red Cross, Red Crescent Society of Islamic Republic of Iran, Italian Red Cross, Japanese Red Cross, Kuwaiti Red Crescent, Norwegian Red Cross, Qatari Red Crescent, Swedish Red Cross, Turkish Red Crescent		
Other partner organizations actively involved in the operation : Government of Iraq (Ministry of Displacement and Migration/ MoDM, Kurdistan Regional Government of Iraq (KRG-I), UN agencies and clusters.		

Summary:

The humanitarian situation in Iraq is severe and has recently escalated with the displacement of large numbers of people affected by fighting in Anbar and Nineveh governorates. The situation has been further deteriorated by new influx of internally displaced persons (IDPs) from the ongoing Mosul military operation. Humanitarian needs are projected to spike in the areas of food, shelter, WASH, healthcare and protection.

It is estimated that the conflict has led to approximately 4.1 million people becoming internally displaced across Iraq, with more than 12.5 million people¹ overall requiring humanitarian assistance and protection.



IRCS WASH staff and volunteers being trained on how to use RO units/IFRC

¹ Iraq Humanitarian Profile(draft July 2016), UNOCHA

The Iraqi Red Crescent Society (IRCS) has been responding to the needs of families and individuals displaced in both Anbar and Nineveh and surrounding affected areas. However it has used much of its relief stock in the operation and is seeking support from partners in order to be able to continue to respond. In keeping with its humanitarian mandate and role as a first responder in Iraq, the IRCS seeks support to deliver lifesaving assistance which includes the following:

- **Food:** ready to eat food through field kitchens for first 3 to 4 days of any new wave of displacement, and appropriate and culturally acceptable monthly family food ration.
- **Non-food items and emergency shelter:** kitchen sets, jerry cans, blankets, emergency shelter materials and messaging.
- **Water:** bottled drinking water, water trucking and deployment of water plants.
- **Sanitation:** emergency latrines
- **Hygiene:** hygiene and personal care items and awareness campaign
- **Health and first aid:** provisions of first aid kits and supplies, and deployment of medical personnel and trained volunteers to provide health care and first aid.
- **Psychosocial support:** provision of psychosocial support to IDP's and host communities

Table: Number of Families (NoF) reached (as of)

Outcome	NoF		NoF total
	Emergency Appeal	IRCS own resources	
Emergency Food	15,000	20,000	35,000
NFIs and emergency shelter	10,250	9,179	19,429
Water, sanitation and hygiene	10,000	35,154	45,154
Health, first aid and psychosocial care	-	11,647	11,647
			111,230

Under the IRCS overall emergency operation 111,230 families or 667,380 people were provided with assistance of food, essential non-food items (NFIs), water, sanitation and hygiene and health care under the emergency appeal. For food, the number of families reached 35,000 families or 210,000 people were provided with some basic food items and food parcel at the reception centres, emergency shelters of spontaneous setting, collecting centres and host families. Under NFIs, 19,429 families or 116,574 people either received some essential items or full package NFIs. With regards to WASH, 45,154 families or 270,924 people were provided with drinking water, hygiene kits and hygiene awareness. In addition, approximately 11,647 families or 69,882 people have received different kind of health care i.e. first aid, medical care, and psychosocial support.

In addition, 35 IRCS field staff and volunteers from strategic branches have received hands-on practical training on how to operate Reverse Osmosis Units. Following the trainings, a pool of trained staff and volunteers was formed and deployed in Fallujah and neighboring areas. Through deployment of 18 RO units and 4 water tanks approximately, 35,154 families or 210,924 people were provided with drinking water.

By end of mid-November 2016, most of the targeted beneficiaries were provided with aforementioned emergency assistance. At the early stage of operation, items were mobilized from IRCS Disaster Preparedness stock through the provision of replenishment. During the reporting period, replenishment of items food, non-food items, etc. is in progress and expected to be completed by end of February 2017.

On area of coordination, IFRC together with IRCS and in-country PNSs have been participating in coordination platforms such as Movement Task Force (TF) meeting, Humanitarian Country Team, Shelter / NFI Cluster, WASH Cluster and the Logistics Cluster. The IFRC together with the German RC

and Qatari RC have actively provided inputs to the Shelter / NFI Cluster emergency shelter technical consultations on multiple solutions for different anticipated settlement scenarios. The Shelter / NFI Cluster has adapted the 'IFRC Emergency Shelter tool kit' with some context modifications as an emergency shelter intervention.

On internal coordination, the Movement taskforce meets every month. One of the outcome of taskforce meeting is 4w matrix to capture, consolidate and present Movement's support to IRCS's operation. The use of the 4W matrix has two purposes:

- It is information and coordination tool.
- It will provide graphical presentations (in map form) and overview of the Movement partners intervention and help them avoid any potential duplication.

Information will benefit all partners to complement each other in operational planning and monitoring. Furthermore, this consolidated information is contribution to regional/MENA mapping.

Coordination and partnerships

The IRCS has been operating in close coordination with various government ministries, UN, International Organizations in the area of geographical coverage, targeting people for different type of assistance, feasible solutions for different settings i.e. camp, non-camps, spontaneous and host communities. Being a key humanitarian actor, IRCS is a member of Joint Coordination and Monitoring Center (JCMC) and Joint Crisis Coordination Centre (JCCC), Emergency Response Committee (ERC) in Erbil, Board of Relief and Humanities Affairs (BURHA in Dohuk), and Joint Crisis Coordination Centre (JCC, in Erbil) and NGO Coordination Committee of Iraq (NCCI). It has been participating in all aforementioned committees/cells and contributing to the efforts of coordinated response plan and implementation.

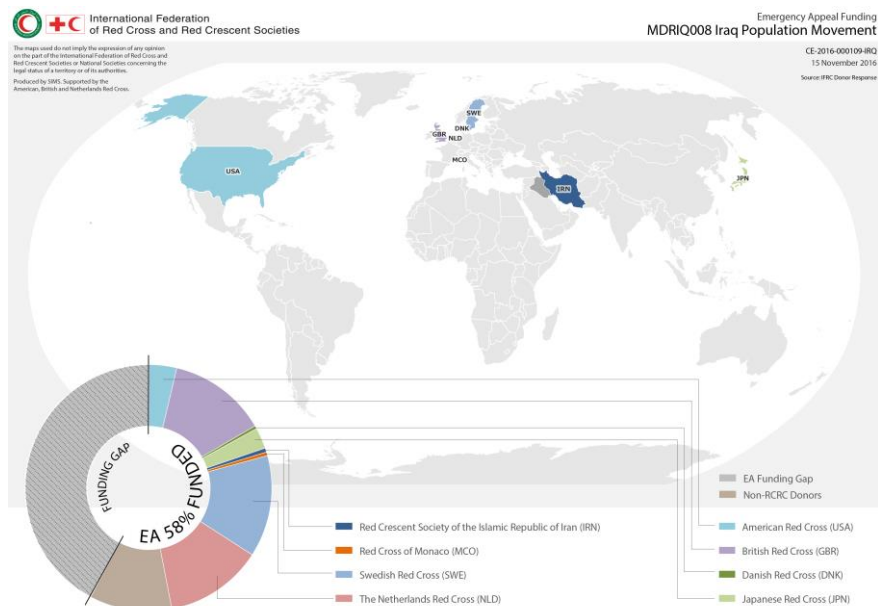
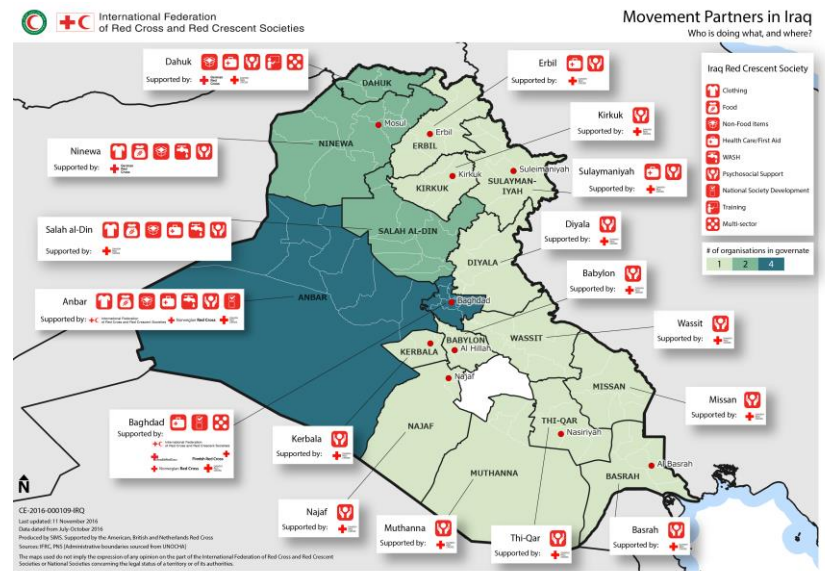
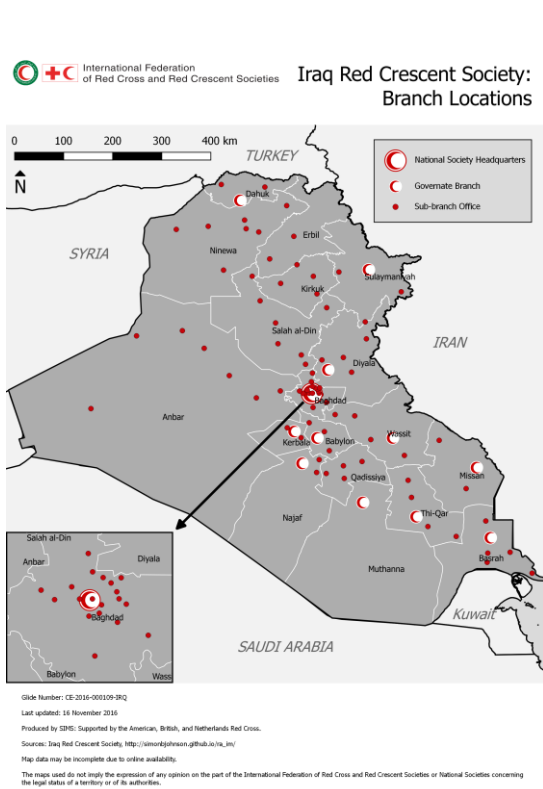
In addition, IFRC together with IRCS and in-country PNSs have been participating in coordination platforms such as Humanitarian Country Team, Shelter / NFI Cluster, WASH Cluster and the Logistics Cluster. The IFRC together with the German RC and Qatari RC have actively provided inputs to the Shelter / NFI Cluster emergency shelter technical consultations on multiple solutions for different anticipated settlement scenarios. The Shelter / NFI Cluster has adapted the 'IFRC Emergency Shelter tool kit' with some context modifications as an emergency shelter intervention.

On internal Movement coordination, the Movement taskforce meets every month, reviews implementation progress and takes joint decision to further improve cooperation between Movement partners in dealing with resource mobilization conducting with growing needs of humanitarian assistance to be delivered to new influx of IDPs, refugees and host communities. One of the outcome of taskforce is 4w matrix to capture, consolidate and present Movement's support to IRCS's operation. Table: The updated table of Movement partners support.

Movement member	Interventions
German RC	Non-Food Items(NFIs), Shelter, Logistics, Health, Cash Transfer Programming(CTP);
French RC	WASH, Relief Logistics, CTP and Capacity-building
Danish RC	Health/ Hygiene and First Aid (FA) , Psychosocial Support(PSS) and Capacity-building;
Italian RC	Food;
Japanese RC	Food ,NFIs, WATSAN
British RC	Food, NFIs Food, Capacity building (Disaster Management, Logistics)
Turkish Red Crescent	Food/NFIs and Shelter
ICRC	Health, Food, WASH, CTP, Logistics, Capacity-building
Islamic Republic of Iran RC	Food
Qatar RC	Food/NFI, WATSAN
Swedish RC	WASH, Volunteer Management, PMER and Emergency response

Norwegian RC	Health Capacity-building, Public health in emergency, relief
Kuwait RC	Food
Turkish Red Crescent	Food/NFIs and Shelter

With the support of the British Red Cross, the information management (IM) team based in London, 4W's and additional maps were produced and used for operational planning and reporting. Furthermore, this consolidated information is contribution to regional/MENA mapping. Some examples of 4ws additional maps-



In addition to ordinary Movement Taskforce meeting, an Iraqi RC partnership meeting with Movement partners took place on 13 October 2016 in Beirut. The meeting was held to inform a common and harmonized response strategy for anticipated Mosul operation. Thus, IRCS Mosul contingency plan, consistent with its primary mandate of life saving assistance to IDPs, was presented to the meeting to guide discussion for a coordinated operational plan to be in place. Among other agendas, IRCS shared a status update of Fallujah operation and response gaps to be covered. It was reiterated that a well-functioning coordination between IRCS, government, Movement and non-Movement partners on the ground.

Operational implementation

Overview

Quality programming / Areas common to all sectors

Planned interventions	Implementation
Outcome 1: Continuous assessment and analysis is used to inform the design and implementation of the operation.	
Output 1.1 Participation in assessments and continuous collection of information from local branches	
Activities planned	
Beneficiary perceptions and satisfaction survey	0%
Real Time Evaluation	10%
IRCS/IFRC and in-country PNSs coordinated monitoring mission	0%
Establish a Community Engagement and Accountability mechanism, including information dissemination and two-way communication systems	0%
Workshop for the development of emergency information management (IM) products and systems including regular situation reports and analysis, in-country RCRC 4Ws, and others as relevant	15%
Lessons learnt workshop	0%

Progress towards outcomes

IRCS has been continuing field assessments through its branches and relief team deployed in the field to inform further assistance to be delivered to people. However, some progress i.e. Terms of Reference of Real Time Evaluation has been prepared. Furthermore, 4Ws matrix have been developed and 4Ws maps have been produced to be used for operation planning and reporting.

Full implementation of activities will take place at a later stage upon availability of funding.

Emergency food (cooked food and food ration)

Planned interventions	Implementation	
	Target	Actual
Outcome 1: Food needs of IDPs living in camp, non-camps and host families are supported reduced through provision of cooked food and food rations	100%	100%
Output 1.1 15,000 families or 90,000 people are provided with two round of food (cooked food for 3-4 days and food ration for 1 month)	100%	100%

Activities planned		
Beneficiary selection	15,000	100%
Deployment of field kitchen in strategic spots for distribution of cooked food		100%
Procurement of food ration (relevant to cultural context) as per the Sphere Standard	15,000	33.3%
Distribution of food ration for 1 month	15,000	100%
Distribution reports		100%

Progress towards outcomes

Table: Distribution of food

Governorate	Food item	Families reached	
		Emergency Appeal	IRCS
Anbar, Salah-al-Din and Nineveh	Food parcel ²	15,000	-
Nineveh	Hot meal through deployment of field kitchen	-	6,250
Salah-al-Din	Partial food parcel ³	-	13,750
		15,000	20,000

During the reporting period, targeted 15,000 families in governorates of Anbar, Salah-al-Din and Nineveh were provided with culturally appropriate food parcel. In addition, another 20,000 families were provided with hot meal through deployment of field kitchens at the arrival of IDPs to reception centres. At the early stage, food parcels were mobilized and distributed to IDPs from IRCS Disaster Preparedness stock through provision of replenishment. Thus, procurement of food parcel for replenishment is in progress and expected to be completed by mid-February 2017.

Targeting of these families were based on 'inclusion' and 'exclusion' criteria-

- inclusion criteria; families living in locations with less access to humanitarian assistance or were yet to be assisted by other agencies
- Exclusion criteria; families already registered or likely to be registered by other agencies.

NFIs and emergency shelter

Planned interventions	Implementation	
	Target	Actual
Outcome 1: IDPs in camp, non-camps and host families are able to live with privacy, safety and security through provision of essential non-food items and emergency shelter solution	100%	68%
Output 1.1 15,000 families or 90,000 people received NFI package of cooking set, blankets, water jerry cans & emergency shelter materials i.e. tarpaulins, plastic sheet, etc.	15,000	10,250

² Package contains ; Rice ,bean ,lentils ,sugar ,Tomato paste ,Tea ,spaghetti ,noodles and cooking oil

³ Package contains-dates, cheese, milk (full fat and milk for child feeding) and bread

Activities planned		
Beneficiary selection	100%	100%
Procurement of NFIs and emergency shelter materials (relevant to cultural context) as per SPHERE and local standards	100%	
Deployment of volunteers		
Coordination with Shelter/NFI cluster in delivering appropriate shelter solutions		
Distribution of NFI and emergency shelter materials and support with construction for the most vulnerable	10,250	68%
Distribution reports		

Progress towards outcomes

Table: Distribution of NFI

Governorate	NFI item	Families reached s	
		EA	IRCS with PNS support
Anbar	Clothes	-	2,679
	Tormis (water cooler)		250
Nineveh	Shoes and Clothes	-	6,250
Anbar, Nineveh and Salah-al-Din	Blankets, kitchen set, Jerry-can, cooking stoves mattresses and clothes	10,250	
		10,250	9,179

Distribution of NFIs to families done in sporadic manner as per the actual need of vulnerable families. Corresponding to NFI table above, 19,429 families were provided with NFIs as appropriate to their needs under Emergency Appeal and IRCS other sources. Thus, either full or some basic items were provided to families on the basis of actual need. With reference to the table 9,179 families living in host communities were provided with some essential items such as clothes, shoes while 10,250 families living in camp, collective centre and spontaneous setting were provided with full package or most essential items i.e. blankets, kitchen set, water jerry can of NFIs with a view to help them settle into a temporary setting. The target of 10,250 families for NFI package was done in coordination with other actors to maximize geographical coverage and package to avoid potential duplication of interventions. Based on the ongoing field assessment, families in need of non-food items will be identified and provided with assistance.



IRCS volunteers distributing kitchen sets to beneficiaries /IRCS

Water, sanitation and hygiene

Planned interventions	Implementation	
	Target	Actual
Outcome 1: Vulnerable people's health and dignity are improved through increased access to appropriate and	100%	68%

sustainable water, sanitation and hygiene services.		
Output 1.1 15,000 families or 90,000 people have access to drinking water, hygiene kits and hygiene awareness; communities are supported to reduce open defecation.	15,000	10,000
Activities planned		
Beneficiary selection		
Essential water supplies distributed to target population through a combination of mechanisms, including but not limited to water trucking, bottled water and mobile water treatment units as available		
Provision of emergency latrine facilities to people in informal settlements where not covered by other actors		
Procurement of locally appropriate hygiene kits	15,000	10,000
Distribution of hygiene kits targeting women, adolescent and elderly		
Develop/reprint and distribute IEC materials on hygiene for public awareness		
Distribution reports		

Progress towards outcomes

Table: Water, sanitation and hygiene activities –

Governorate	Type of support	Families reached	IRCS own resources
		Emergency Appeal	
Anbar, Nineveh and Salah-al-Din	Hygiene kit and sanitary napkin for women and children	10,000	-
	4 Water tank(distribution centres)		5,000
Nineveh	Bottled water, Diaper and Hygiene kit	-	6,250
Salah-al-Din	Bottled water and pacifier with lactations	-	13,750
Baghdad, Karbala, Thiqr, Anbar, Wassit and Babil	Drinking water through RO units	-	10,154
		10,000	35,154

Prior to arrival of IDPs, IRCS has mobilized WASH capacity i.e. trained volunteers, Reverse Osmosis (RO) units and water truck in pre-identified spots to deliver drinking water, distribute hygiene kits and conduct hygiene awareness campaign. During the reporting period, 45,154 families or 270,924 people were benefitted from water, sanitation and hygiene activities under the Emergency Appeal and IRCS own resources. In addition, 15,248 people were provided with hygiene knowledge i.e. hand wash, waste disposal, safe stock of water and use of hygiene kits during last 3 months. Following activities were carried out during the period-

Drinking water: Through deployment of 18 RO units, approximately 35,154 families or 210,924 people were provided with drinking water in 6 governorates (Anbar, Baghdad, Babylon, Thiqr, Wassit, and Karbala). With RO units, 1 water truck was deployed to transport water to people in remote locations. Every individual has received at least 25-30 litre/day or more depending on needs of family which is above Sphere minimum standards. Since day one, 35 trained volunteers were deployed to operate RO units and distribute water to people. Installation of additional 1 RO unit in Ramadi city centre, Anbar targeting 5,000 people daily for drinking water was installed for returnees conducting recovery stage.

Post water distribution beneficiary feedback suggest that people received adequate quantity of water for drinking, hygiene and household use. The risk of water borne diseases was tackled through provision of drinking water supply. The distribution of drinking water through ROs will continue until people find longer term and sustainable solutions.

Having done drinking water distribution at the scale possible, IRCS seek support to enhance its capacity to address unmet and emerging water need in Anbar and Salah-al-Din. In addition, the IRCS is preparing to respond to emergency needs of potential IDPs from Mosul operation. Given the growing needs, the IRCS capacity need to be reinforced by additional 10 RO units and 5 kit 15, water truck and technical training of volunteers and staff.

In addition, a technical hands-on practical training of 35 IRCS staff and volunteers on how to operate RO units was conducted.

Hygiene promotion: Along with RO units, 42 trained volunteers from 17 governorates were deployed to conduct hygiene promotion among IDPs and host communities. During the reporting period, 15,248 people were provided with hygiene knowledge i.e. hand wash, waste disposal, safe stock of water and use of hygiene kits during last 3 months. Information Education and Communication (IEC) materials developed by IRCS and ministry were disseminated during the campaign. Separate awareness sessions on hygiene care for women and adolescent were held. Promotion of hygiene knowledge was further expanded by volunteers recruited from IDPs and host communities. IRCS weekly monitoring report suggest that people conduct hygiene practice contributing to prevention of diarrhoea disease and cholera epidemic.

The campaign will continue in the form of likely 40 awareness session weekly and dissemination of IEC (information, education, communication) materials to new IDPs and host communities across the governorates.

Hygiene kits: Hygiene kits were distributed to 10,000 families or 60,000 people. The hygiene kit contains soap, washing powder, shampoo, cleaning spray for 60 days. The hygiene kit has been contextualized to local culture and practice. Feedback received from beneficiaries particularly women, contents and specifications of hygiene kits are being revised and upgraded to 'dignity kit' as appropriate to typical needs of women. During the distribution, volunteers conducted brief orientation to beneficiaries on what are the items and how to use them. These hygiene kits were dispatched from IRCS pre-positioned stock to be replenished through the Emergency Appeal.

Health, first aid and psychosocial care

Planned interventions	Implementation	
	Target	Actual
Outcome 1: Risk of deterioration of health is reduced through provision of first aid, health care and psychosocial support		
Output 1.1 15,000 families or 90,000 people receive first aid, health care and psychosocial support		0%

Activities planned		
Deployment/continuation of IRCS mobile medical team		
Replenishment/procurement of first aid kits and materials		
Deployment/continuation of IRCS psychosocial support team		
Coordination with government or non-government medical services for referral cases and infection control/public health in emergencies		
Records of medical service and psychosocial care		

Progress towards outcomes

During the reporting period, most of planned health, first aid and psychosocial care activities targeting IDPs were carried out. However, these activities were implemented using **IRCS own resources**.

Table: Health activities

Governorate	Type of support	People reached IRCS with PNS support
Anbar	Psychosocial support to men and women	8,688
	Psychosocial support to children	6,990
	Health awareness on hygiene care and transmission of diseases	6,704
	First Aid services	3,319
	First aid kit	2,216
	Medical treatment/services	8,081
Nineveh	Psychosocial support	2,136
	First Aid services	747
	Health awareness on hygiene care and transmission of diseases	1,100
	First aid kit	200
Salah-al-Din	Psychosocial support to men and women	8170
	Psychosocial support to children	3959
	Health awareness on hygiene care and transmission of diseases	7,444
	First Aid services	1921
	First aid kit	956
	Medical treatment/services	7249
		69,880

During first wave of IDPs, IRCS has mobilized health care, first aid and psychosocial team to pre-identified spots in governorates of Anbar, Nineveh and Salah-al-Din. Referring to the aforementioned table, approximately 69,880 people including 10,949 children were provided with various type of health care, first aid and psychosocial support. Activity wise description is given below-

Psychosocial support: IRCS has deployed 20 psychosocial support team consisting of volunteers and staff in different corridors, reception/screening centres and camps. Since the EA was launched, 18,994 men and women were provided with psychosocial support to help them adapt with new situation of uncertainty, In addition to men and women, 10,949 children either separated from their family or traumatized by violence they experienced were provided support in the form of sports, quiz, toys and other local popular form of entertainment. IRCS will continue this service to people, particularly children until they are able to settle into the new context.

First aid: IRCS has established first aid field visits in pre-identified strategic locations i.e. different corridors used for the traffic of IDPs. These first aid field visits are being run by 15 teams of 75 people,

each team consists of 5 first aid trained volunteers. They were mobilized from IRCS Anbar, Nineveh and Salah-al-Din and neighbouring branches. During the reporting period, 5,987 people in Anbar, Salah-al-Din and Nineveh with minor injuries and complaints such as burns, trauma were provided with first aid services. The first aid posts are equipped with essential first aid kits and these are replenished on a regular basis.

Considering growing need, the first aid team capacity is being expanded by offering IRCS online basic first aid course (<http://firstaid.3sidedcube.com/iraq>). The content of the online course includes topics related to definition of first aid, step by step learning, how to do first aid in emergencies, etc.

Mobile health service: Since 7 July 2016, the emergency appeal was launched; IRCS has deployed 7 mobile health service team in governorates of Nineveh and Salah-al-Din. Each mobile health service team consists of 2 physicians, 1 pharmacist and 2 nurses. These mobile health service teams are equipped with ambulance, essential medicines and medicaments. Approximately, 15,330 people have received different type of health care services in respective gastrointestinal tract, respiratory tract, urinary tract and dermatological diseases. Each team mobile health service handles 100-200 cases every day. In addition, 15,248 people received health awareness related to hygiene care and transmission of disease messages.

NS Capacity building

Planned interventions	Implementation	
	Target	Actual
Outcome 1: NS emergency response capacity to deliver timely and relevant humanitarian assistance through provision of trainings, logistics/warehouse and improved emergency operation center is strengthened	100%	0%
Output 1.1 NS formed National Disaster Response Team and conducted on-job training and refreshers courses of staff and volunteers in relief, assessment, distribution, monitoring, etc.		
Activities planned		
Conduct training needs assessment	100%	0%
Identify staff and volunteers with right profile (age, education, gender, geography, etc.)	100%	0%
Develop standard curriculum in coordination with in-country Movement partners	100%	0%
Facilitate trainings and refresher courses	100%	0%
Develop a pool/roster of trained staff and volunteers	100%	0%
Output 1.2 NS established well-functioning operation centres and warehouses		
Activities planned		
Review and update available NS capacity assessment data in DM and Logistics	100%	0%
As appropriate, provide IT and tele communication tools, and equipment to set up operation centre	100%	0%
As appropriate, provide equipment i.e. fork lift, truck, fire safety measures, etc. for warehouses	100%	0%

Progress towards outcomes

Due to low funding coverage, no progress to NS capacity building could be made and IRCS prefers to utilise the available funds in meeting the most vulnerable needs as top priority compared to capacity

building issues. IFRC is exploring possible funding windows with Movement partners to support these activities.

On other hand IFRC boosted its capacity in Iraq to support IRCS technically by having the Head of Country Office based in Iraq, Logistics delegate, Disaster Management delegate, Disaster Management officer, Finance and Administration Officer, Mosul Dam Preparedness 3 three consultants, including one national consultant in addition to Operation Manager. In addition the Federation country office receives necessary support and back up from the regional office in Beirut and the Secretariat Head office in Geneva as relevant.

Contact information

For further information specifically related to this operation please contact:

- **In Iraq: Iraq Red Crescent Society:** Mohammed Abdulsattar, Acting Secretary General, email: ircinfo@yahoo.com or International Department ircs_int_dep@yahoo.com
- **In Iraq: IFRC Country Representation:** Mohamad Babiker, Head of Country Office Iraq mobile: +964 782 7843 674; Email: mohamed.babiker@ifrc.org
- **IFRC MENA Regional Office, Beirut:** Mads Brinch Hansen, Head of Disaster & Crises, Prevention, Response and Recovery Unit, phone Mob. +961 76 174 468; email: mads.brinch@ifrc.org

For Resource Mobilization and Pledges:

- **IFRC MENA Regional Office, Beirut:** Sami Fakhouri, Partnerships and Development Coordinator, Mobile +961 81 311 918; Email: Sami.Fakhouri@ifrc.org

For Performance and Accountability (planning, monitoring, evaluation and reporting enquiries)

- **IFRC MENA Regional Office, Beirut:** Nadine Haddad, Senior Officer, PMER, Mobile: +961 71 802 775; Email: Nadine.Haddad@ifrc.org

How we work

All IFRC assistance seeks to adhere to the Code of Conduct for the International Red Cross and Red Crescent Movement and Non-Governmental Organizations (NGO's) in Disaster Relief and the Humanitarian Charter and Minimum Standards in Disaster Response (Sphere) in delivering assistance to the most vulnerable.

The IFRC's vision is to inspire, encourage, facilitate and promote at all times all forms of humanitarian activities by National Societies, with a view to preventing and alleviating human suffering, and thereby contributing to the maintenance and promotion of human dignity and peace in the world.

www.ifrc.org
Saving lives, changing minds.



The IFRC's work is guided by Strategy 2020 which puts forward three strategic aims:

1. Save lives, protect livelihoods, and strengthen recovery from disaster and crises.
2. Enable healthy and safe living.
3. Promote social inclusion and a culture of non-violence and peace.

Disaster Response Financial Report

MDRIQ008 - Iraq - Population Movement

Timeframe: 06 Jul 16 to 06 Apr 17

Appeal Launch Date: 06 Jul 16

Interim Report

Selected Parameters

Reporting Timeframe	2016/7-2016/11	Programme	MDRIQ008
Budget Timeframe	2016/7-2017/4	Budget	APPROVED
Split by funding source	Y	Project	*
Subsector:	*		

All figures are in Swiss Francs (CHF)

I. Funding

	Raise humanitarian standards	Grow RC/RC services for vulnerable people	Strengthen RC/RC contribution to development	Heighten influence and support for RC/RC work	Joint working and accountability	TOTAL	Deferred Income
A. Budget		3,406,903				3,406,903	
B. Opening Balance							
Income							
Cash contributions							
American Red Cross		125,914				125,914	
British Red Cross		441,679				441,679	
Danish Red Cross (from Denmark - Private Donors*)		13,460				13,460	
Japanese Government		225,979				225,979	140,836
Japanese Red Cross Society		94,080				94,080	
Other		2,576				2,576	
Red Crescent Society of the Islamic Republic of Iran		1,204				1,204	
Red Cross of Monaco		16,283				16,283	
Swedish Red Cross (from Swedish Government*)		454,470				454,470	
The Netherlands Red Cross (from Netherlands Government*)		437,924				437,924	
C1. Cash contributions		1,813,568				1,813,568	140,836
Inkind Goods & Transport							
Red Crescent Society of the Islamic Republic of Iran		18,527				18,527	
C2. Inkind Goods & Transport		18,527				18,527	
C. Total Income = SUM(C1..C4)		1,832,095				1,832,095	140,836
D. Total Funding = B + C		1,832,095				1,832,095	140,836

* Funding source data based on information provided by the donor

II. Movement of Funds

	Raise humanitarian standards	Grow RC/RC services for vulnerable people	Strengthen RC/RC contribution to development	Heighten influence and support for RC/RC work	Joint working and accountability	TOTAL	Deferred Income
B. Opening Balance							
C. Income		1,832,095				1,832,095	140,836
E. Expenditure		-1,037,248	-33,286			-1,070,534	
F. Closing Balance = (B + C + E)		794,846	-33,286			761,560	140,836

Disaster Response Financial Report

MDRIQ008 - Iraq - Population Movement

Timeframe: 06 Jul 16 to 06 Apr 17

Appeal Launch Date: 06 Jul 16

Interim Report

Selected Parameters

Reporting Timeframe	2016/7-2016/11	Programme	MDRIQ008
Budget Timeframe	2016/7-2017/4	Budget	APPROVED
Split by funding source	Y	Project	*
Subsector:	*		

All figures are in Swiss Francs (CHF)

III. Expenditure

Account Groups	Budget	Expenditure					TOTAL	Variance
		Raise humanitarian standards	Grow RC/RC services for vulnerable people	Strengthen RC/RC contribution to development	Heighten influence and support for RC/RC work	Joint working and accountability		
	A					B	A - B	
BUDGET (C)			3,406,903			3,406,903		
Relief items, Construction, Supplies								
Shelter - Relief	540,000		28,240			28,240	511,760	
Clothing & Textiles	210,000		71,419			71,419	138,581	
Food	975,000						975,000	
Water, Sanitation & Hygiene	441,720		203,981			203,981	237,739	
Medical & First Aid	75,000						75,000	
Utensils & Tools	362,500		282,725			282,725	79,775	
Other Supplies & Services			14,691			14,691	-14,691	
Total Relief items, Construction, Sup	2,604,220		601,058			601,058	2,003,162	
Land, vehicles & equipment								
Vehicles	50,000						50,000	
Computers & Telecom	20,000						20,000	
Office & Household Equipment			395			395	-395	
Others Machinery & Equipment	10,000						10,000	
Total Land, vehicles & equipment	80,000		395			395	79,605	
Logistics, Transport & Storage								
Storage			8,183			8,183	-8,183	
Distribution & Monitoring	39,500		30,738			30,738	8,762	
Transport & Vehicles Costs	43,500		3,209			3,209	40,291	
Logistics Services			43,744			43,744	-43,744	
Total Logistics, Transport & Storage	83,000		85,873			85,873	-2,873	
Personnel								
International Staff	242,000		170,796			170,796	71,204	
National Staff	45,000		6,222			6,222	38,778	
National Society Staff	45,000						45,000	
Volunteers	1,500						1,500	
Total Personnel	333,500		177,017			177,017	156,483	
Consultants & Professional Fees								
Consultants			61,851	24,600		86,451	-86,451	
Professional Fees			177			177	-177	
Total Consultants & Professional Fees			62,028	24,600		86,628	-86,628	
Workshops & Training								
Workshops & Training	50,000		312			312	49,688	
Total Workshops & Training	50,000		312			312	49,688	
General Expenditure								
Travel	2,000		24,593	1,844		26,437	-24,437	
Information & Public Relations	28,250		318	1,131		1,450	26,800	
Office Costs	18,000		1,532	3,660		5,192	12,808	
Communications			1,492			1,492	-1,492	
Financial Charges			-9,362	19		-9,343	9,343	
Other General Expenses			61			61	-61	
Shared Office and Services Costs			20,059			20,059	-20,059	
Total General Expenditure	48,250		38,693	6,655		45,348	2,902	
Indirect Costs								
Programme & Services Support Recover	207,933		62,749	2,032		64,781	143,152	
Total Indirect Costs	207,933		62,749	2,032		64,781	143,152	
Pledge Specific Costs								

Disaster Response Financial Report**MDRIQ008 - Iraq - Population Movement**

Timeframe: 06 Jul 16 to 06 Apr 17

Appeal Launch Date: 06 Jul 16

Interim Report

Selected Parameters

Reporting Timeframe	2016/7-2016/11	Programme	MDRIQ008
Budget Timeframe	2016/7-2017/4	Budget	APPROVED
Split by funding source	Y	Project	*
Subsector:	*		

All figures are in Swiss Francs (CHF)

III. Expenditure

Account Groups	Budget	Expenditure					TOTAL	Variance
		Raise humanitarian standards	Grow RC/RC services for vulnerable people	Strengthen RC/RC contribution to development	Heighten influence and support for RC/RC work	Joint working and accountability		
	A					B	A - B	
BUDGET (C)			3,406,903			3,406,903		
Pledge Earmarking Fee			7,222			7,222	-7,222	
Pledge Reporting Fees			1,900			1,900	-1,900	
Total Pledge Specific Costs			9,122			9,122	-9,122	
TOTAL EXPENDITURE (D)	3,406,903		1,037,248	33,286		1,070,534	2,336,369	
VARIANCE (C - D)			2,369,655	-33,286		2,336,369		

Disaster Response Financial Report**MDRIQ008 - Iraq - Population Movement**

Timeframe: 06 Jul 16 to 06 Apr 17

Appeal Launch Date: 06 Jul 16

Interim Report

Selected Parameters

Reporting Timeframe	2016/7-2016/11	Programme	MDRIQ008
Budget Timeframe	2016/7-2017/4	Budget	APPROVED
Split by funding source	Y	Project	*
Subsector:	*		

All figures are in Swiss Francs (CHF)

IV. Breakdown by subsector

Business Line / Sub-sector	Budget	Opening Balance	Income	Funding	Expenditure	Closing Balance	Deferred Income
BL2 - Grow RC/RC services for vulnerable people							
Disaster management	3,406,903		1,832,095	1,832,095	1,037,248	794,846	140,836
Subtotal BL2	3,406,903		1,832,095	1,832,095	1,037,248	794,846	140,836
BL3 - Strengthen RC/RC contribution to development							
Disaster risk reduction					33,286	-33,286	
Subtotal BL3					33,286	-33,286	
GRAND TOTAL	3,406,903		1,832,095	1,832,095	1,070,534	761,560	140,836