

Disaster Relief Emergency Fund (DREF) Annual report 2016

INTERVENTION INFORMATION		
Implementing Secretariat body and host National Society/ies:	Geographical coverage:	Type of intervention:
Disaster and Crises Department	Global	Emergency Operations
Start date:	End date:	Number of people to be reached:
01 January 2016	31 December 2016	Est. 10 -12 million people
Project Manager:	Project Code:	Total Budget 2016:
Sune BULOW	G00263 / G00264	CHF 15,754,403

Goal: National Societies provide rapid and effective assistance to vulnerable people affected by disasters and crises with the provision of timely and adequate financial support from the DREF.

Summary

The International Federation's Disaster Relief Emergency Fund (DREF) is a global fund which provides rapid emergency funding directly to National Red Cross and Red Crescent Societies in support of their immediate response to disasters and crises, and health emergencies. The DREF is an integral part of the International Federation's emergency response system designed to meet the needs of vulnerable people affected by disasters and crises. The DREF is a flexible emergency funding source which can provide financial support rapidly and in appropriate amounts whether for small- or large-scale response operations. It provides funding to National Societies either as start-up funding loans to allow immediate response to major disasters or as grants to cover the costs of mobilization of resources and preparation for response in the case of imminent crisis, and to cover the costs of smaller-scale relief operations. The DREF finances the provision of short-term relief which aims to preserve life and to substitute for the loss of means of basic subsistence of people affected.

Despite the growing capacity of some National Societies to better mobilize resources and respond to disasters and crises through their own resources, the need for financial support to ensure rapid response remains. The majority of requests for DREF support are for grants to allow localized response to small- and medium-scale disasters and crises. Natural disaster statistics, including those prepared by the Centre for Research on the Epidemiology of Disasters (CRED) show that over the last three decades the number of small- and medium-scale disasters has increased. The International Federation therefore expects the trend in requests for DREF grants to continue to increase in the coming years, with annual variations.

Statistics on use of DREF 2016	Number	Amount in CHF	
Total of allocations made	93	15,918,657	
Start-up funding for emergency appeals	29	6,133,784	39%
Grants for DREF operations	64	9,784,873	61%
Number of different operations ¹	83		
Number of recipient Red Cross Red Crescent Societies	66		
Number of beneficiaries	20,511,794 (4,460,640 excluding social mobilisation for immunization in Togo and DRC)		

During 2016, the DREF allocated a total amount of CHF 15,918,657 through 93 allocations to 66 different National Red Cross and Red Crescent Societies to support their response to 83 disaster events. The amount was 21 per cent lower than forecast of CHF20M and 19 per cent lower the amount allocated in 2015. The amount of allocations made as start-up funding for emergency appeal operations continued its upward trend against the last two years, with an increase of 16 per cent against 2015 figures. A total of 29 emergency appeals were launched in 2016, with DREF allocations made for these appeals. The amount of allocations made as grants to small-scale operations implemented by National Societies for which no emergency appeal was launched, or DREF operations, was 26 per cent lower than in 2015, while the number of allocations decreased from 88 allocations in 2015 to 64 allocations in 2016. Figure 1 demonstrates the 2016 figures against allocations during the past 10 years.

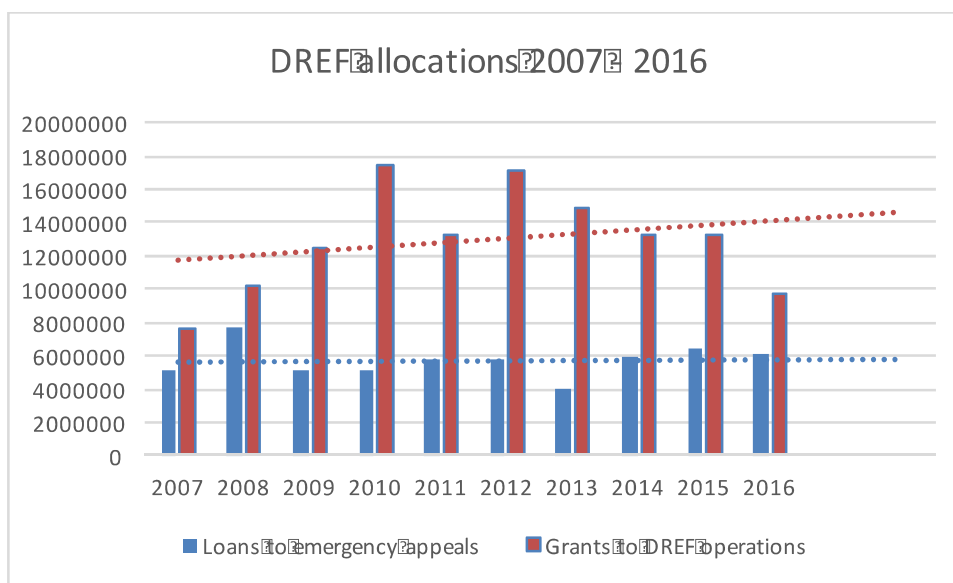


Figure 1: DREF allocations in the past 10 years

¹ Some operations receive two or more allocations for the same operation

Financial situation and analysis

The budget or target for 2016 was CHF 15,754,403; CHF 15.1 million was sought to cover the allocations and CHF 644,642 to cover coordination costs. Total income was CHF 12,674,798 (80 per cent of target). Based on interim results during the year, 2016 fundraising efforts were reduced to align with predicted 2016 allocations.

CHF 15,918,657 was disbursed as allocations for operations in 2016 and a total of CHF 6,822,332 was reimbursed to the fund as DREF loans and unspent balances of DREF grants made in 2016 and previous years, resulting in a total outlay of CHF 9,099,667 (including reimbursements from previous years).

The DREF coordination expenditure amounted to CHF 525,143, which is 18 per cent below the annual budget of CHF 644,642. Variances between budgeted staffing costs and actual expenditures are the result of staff vacancy for the Africa DREF position for two months. During 2016, the IFRC Disaster and Crisis Department was restructured, leading to high staff turnover and vacant disaster response positions for the second half of the year. To ensure business continuity and maintain IFRC support to national societies requesting DREF assistance, the DREF team was requested to focus on the emergency operations. This resulted in a lower implementation rate of planned trainings, process reviews and operational evaluation, hence the low expenditure rate for workshops, travel and professional services and consultants.

The opening balance on 1 January 2016 was CHF 14,305,192 and the closing balance on 31 December 2016 was CHF 17,356,179.

[Click here to go directly to the financial report.](#)

Number of people reached

Operations supported by DREF during the twelve-month period aimed to bring assistance to an estimated 20,457,794 people. This number includes direct and indirect beneficiaries of assistance, such as people reached through social mobilization for vaccination and hygiene promotion campaigns. The relatively high figure includes operations supporting country-wide social mobilisation for immunisation campaigns, reaching a total of almost 14.3M indirect beneficiaries for the Democratic Republic of Congo alone.

Context

Compared to the 433 event reports submitted by National Societies through the IFRC Disaster Management Information System in 2015² and 399 in 2014, the total of 490 reported in 2016 was the highest in the three-year period. This trend is slightly contradictory compared to preliminary data published by CRED for natural disasters, not including epidemics and health emergencies, which recorded 301 disasters in 2016 compared with the 376 in 2015 and the 2005-2014 ten-year average of 380. According to the CRED, the number of people affected and killed by disasters in 2016 was also lower than average.

The mortality rate from natural and man-made disasters, excluding health emergencies and epidemics, continued its trend of remaining well below the ten-year average.

The use of DREF in 2016 was lower than in 2015 and 2014, which correlates to the number of national-level disasters recorded through CRED.

The type of responses requiring support from the DREF generally followed the distribution patterns observed in recent years with a few exceptions. In 2016 there was a significant decrease in operations responding to population movement compared to previous years. Only 2 out of the 93 allocations were related to population movement compared to 24 in 2015. This may be related to

² The figure represents total number of reports rather than number of events, so this must be used as a trend indicator rather than an exact number of disaster response events.

the large number of population movement operations launched in 2015 which timeframe spanned into 2016. Another exception from the general distribution was an extraordinarily high number of allocations related to epidemics. An increased focus on community surveillance and early action towards epidemics may have contributed to this.

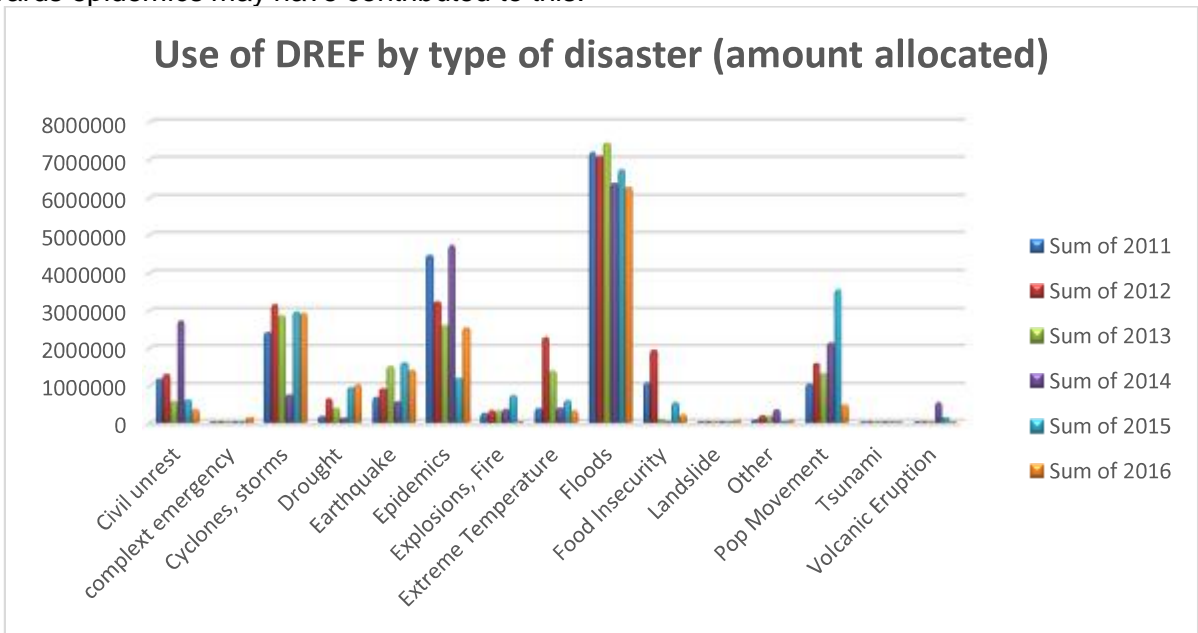


Figure 2: DREF per type of event

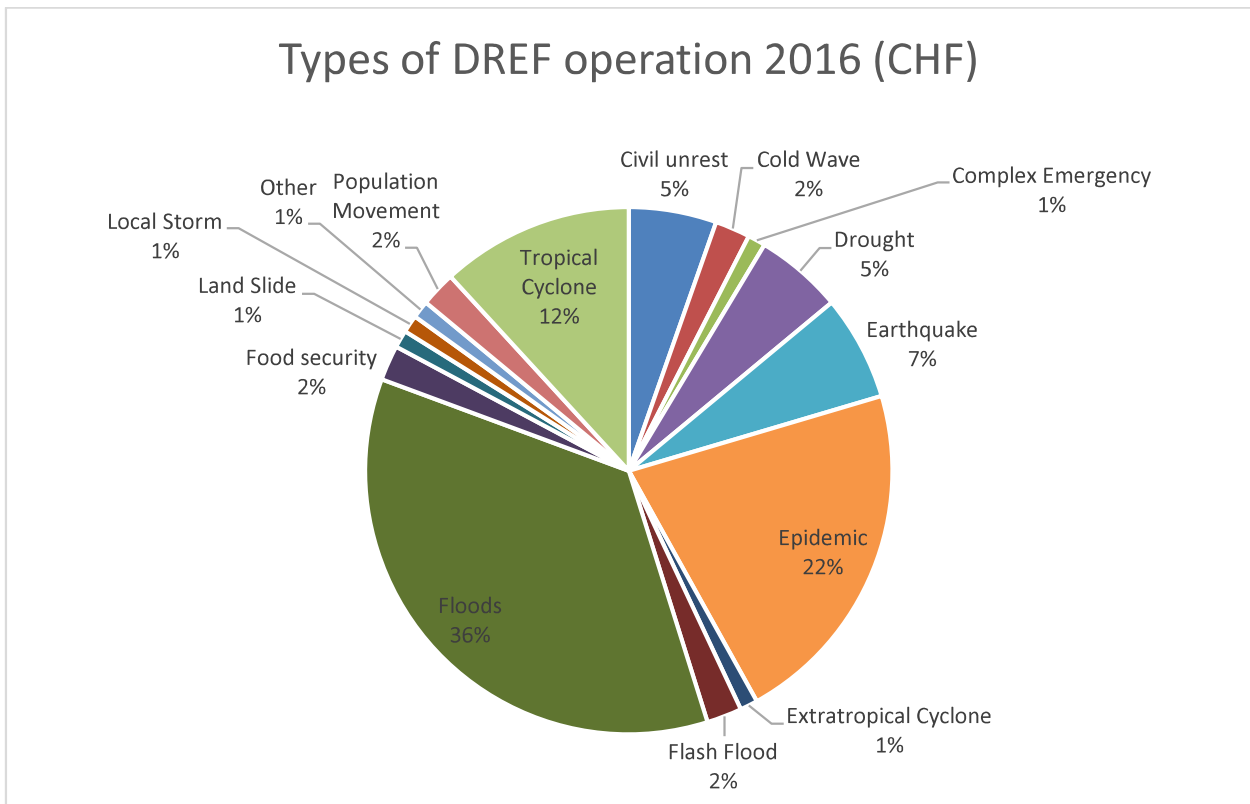


Figure 3: DREF per type of event 2016

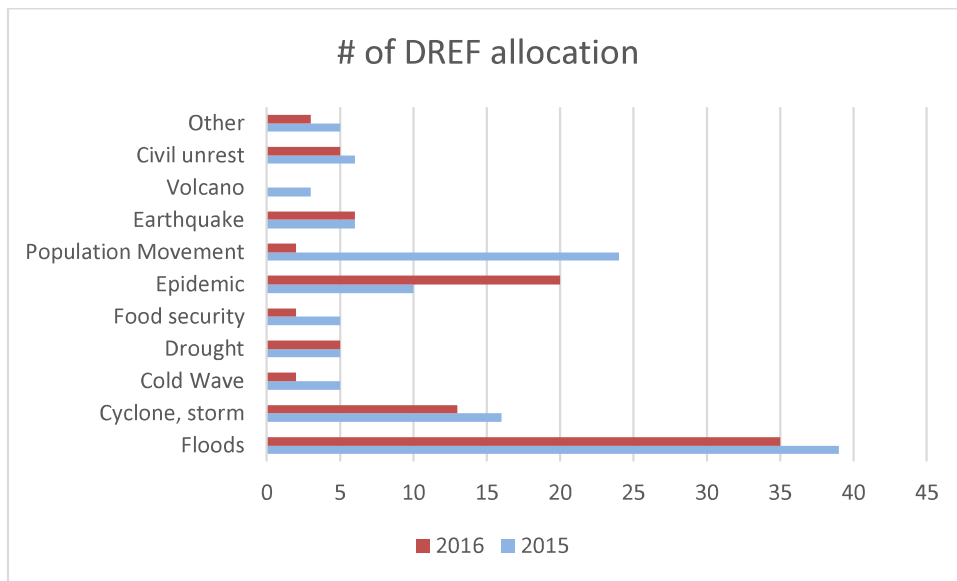


Figure 4: DREF type coparison 2015/2016

In comparison with the allocations made since the approval of the latest DREF procedures in 2011, 2016 figures present a negative figure for both the total amount of allocations and the amount of grants, while the amount allocated as loans for emergency appeals continues to increase. The total amount allocated in 2016 was 20 per cent under the 5-year average, with grants 38 per cent below the average and the amount of allocations made as loans to emergency appeals 10 per cent higher than the 5-year average.

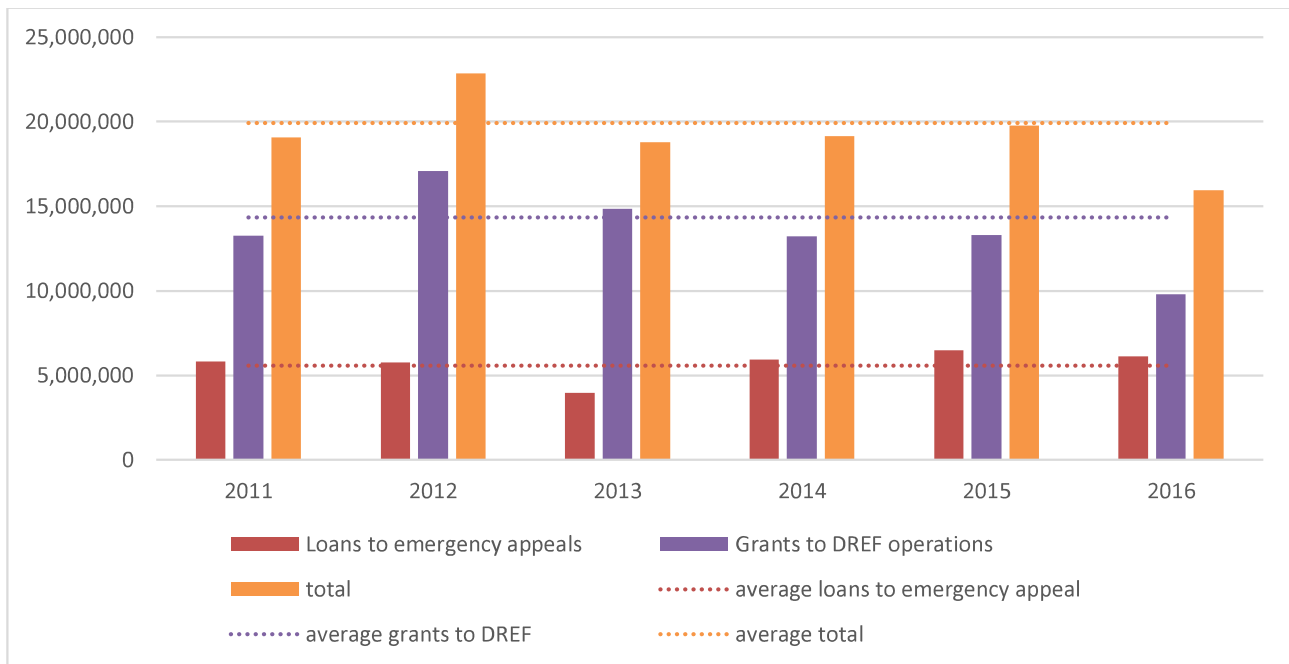


Figure 5: DREF allocations 2011-2016

	2011	2012	2013	2014	2015	2016
Grants to DREF Operations	13,274,570	17,364,759	15,219,809	13,240,302	13,300,839	9,784,873
Loans to emergency appeals	5,793,096	5,760,140	3,569,524	5,919,987	6,642,081	6,133,784

Total allocations	19,067,666	23,124,899	18,789,333	19,160,289	19,942,920	15,918,657
-------------------	------------	------------	------------	------------	------------	------------

The average amount of DREF loans in 2016 was slightly lower than 2015 figures but higher than in previous years. The amount sought as loans for emergency appeals in Africa Region were slightly lower than 2015, while large scale disasters caused by floods in DPR Korea, Hurricane Matthew in Haiti, tropical cyclone Winston in the pacific ocean and earthquake in Ecuador contributed to an increased amount sought in start-up loans for Americas and Asia Pacific Regions. An above average number of emergency appeals launched in Asia Pacific in the period also contributed to the increase in start-up loans. Of the total of CHF 6.2M allocated as loans, 4.2M or 68% were reimbursed within the reporting period. Details of regional loans and reimbursements can be found in the analysis per region section.

The average amount allocated for both grants and loans was slightly higher than 2015 but lower than 2014.

Average amount of DREF allocations in CHF	2012	2013	2014	2015	2016
Loans to emergency appeals	192,005	224,412	269,090	207,227	211,510
Grants for DREF operations	164,195	191,979	161,467	147,240	152,888

Analysis of use of DREF by region

Based on the trends for the past three years presented in the graph below, it is noted that the regional distribution follows the pattern of Africa being the main requester of funds from the DREF followed by Asia Pacific, Americas, Europe and MENA. While the migration situation in Europe required a high level of allocation in both 2014 and 2015, the level of allocations for Europe has reduced significantly in 2016. Large allocations above CHF 300,000 for response to floods in Egypt and the population movement in northern Iraq (start-up loan fully reimbursed) contributed to an above average amount sought for operations in the Middle East & North Africa region.

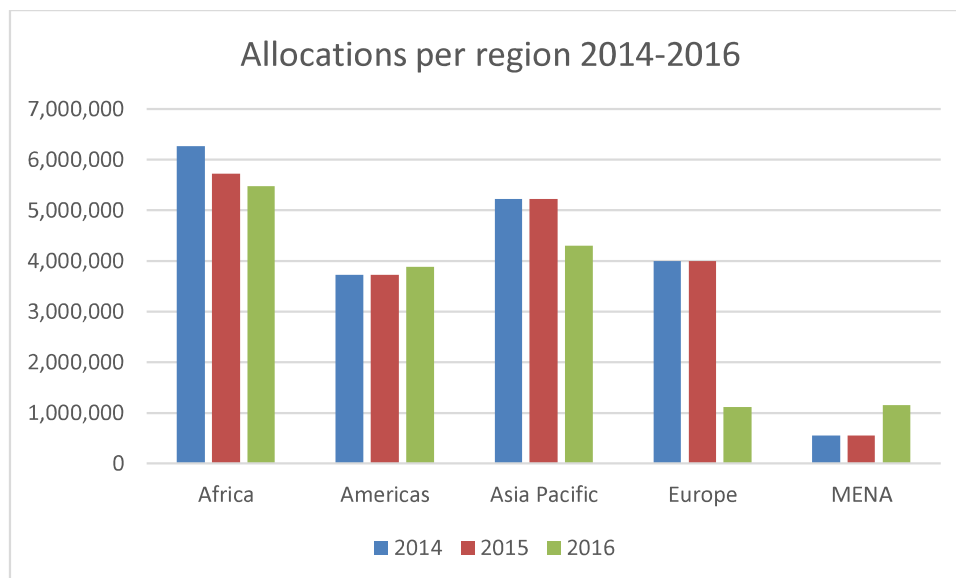


Figure 6: DREF regional distribution 2014-2016

Africa

	# of operations	Amount /CHF
Loans to emergency appeals	10	1,498,846
Loans reimbursed to DREF		867,385
Grant allocations	30	3,980,455
Total allocations	40	5,479,301
Number of beneficiaries	19,836,511 (5,532,557 excluding social mobilisation for immunization in DRC)	

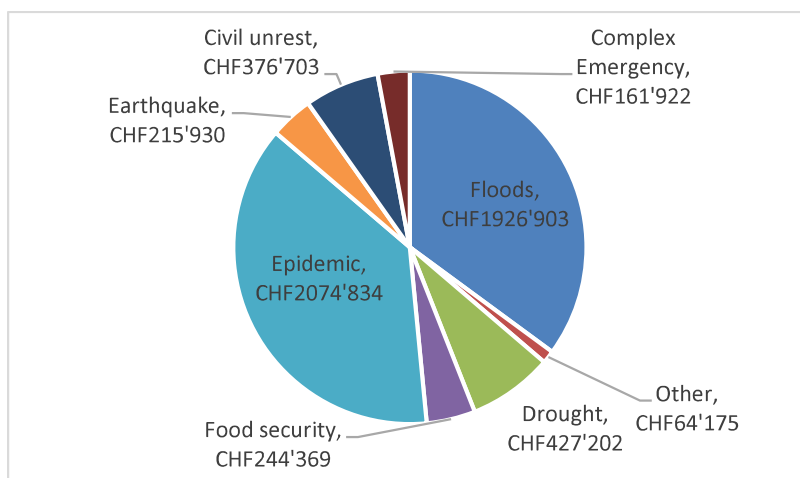


Figure 7: DREF allocation per type, Africa

With its 40 allocations over 2016, Africa region remains the highest beneficiary of the DREF, the total of almost CHF 5.5M corresponds to 34% of the total, a small increase compared to the 32% in 2015. It is worth noting that epidemics is now the main event type in terms of total allocation amount. The highest number of operations were supported in DR Congo (4 operations launched in response to floods (2) and epidemics (2)) followed by Kenya (3 operations launched in response to floods, drought and epidemics).

Operation review reports which were posted on the IFRC evaluations database in 2016 were:

[Kenya floods MDRKE037 \(DREF review\)](#)

[DR Congo yellow fever MDRCD017 \(lessons learned report\)](#)

[DR Congo Floods MDRCD016 \(DREF Review\)](#)

[Djibouti population movement \(2015\) \(DREF Review\)](#)

Americas

	# of operations	Amount /CHF
Loans to emergency appeals	8	1,660,609
Loans reimbursed to DREF		970,778
Grant allocations	13	2,215,710
Total allocations	21	3,876,319
Number of Beneficiaries		161,580

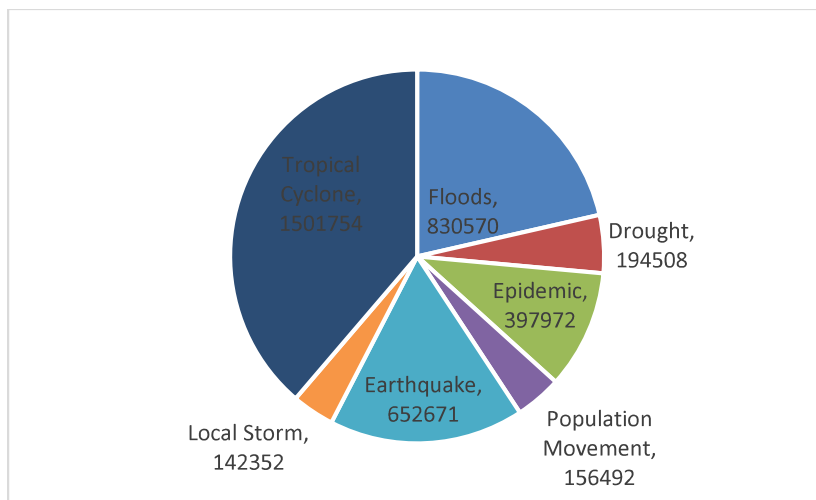


Figure 8: DREF allocations per type, Americas

While the total amount of allocation decreased with almost 20 per cent since 2015, the allocations to the Americas region increased for the fourth year in a row, and the Americas now represents 24% of the total amount compared to 19 per cent in 2015 and 16% in 2014. The largest allocations contributing to this increase were start-up loans to the response to hurricane Matthew and the earthquake response in Ecuador as well as DREF grants in response to Hurricane Otto in Costa Rica and Panama and the earthquake in Peru.

Review and evaluations posted on the IFRC website:

[Cuba lessons learned workshop report](#)

Asia Pacific

	# of operations	Amount /CHF
Loans to emergency appeals	12	2,635,769
Loans reimbursed to DREF		1,776,647
Grant allocations	8	1,660,354
Total allocations	20	4,296,123
Number of beneficiaries	362,775	

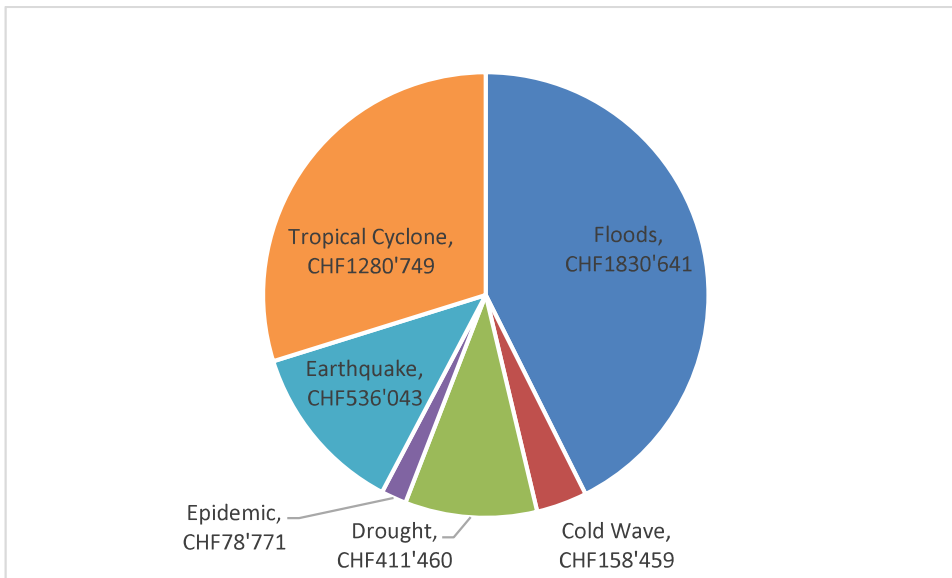


Figure 9: DREF allocations per type, Asia Pacific

While there was a general decrease in allocation to the Asia Pacific region in 2016, the total amount represents a slight increase from 26 to 27 per cent of the total amount allocated compared to 2015 figures. 12 emergency appeals were launched in Asia Pacific during 2016, receiving a total of CHF 2.6M in start-up loans. This significant increase in emergency appeals was caused partially by large scale disasters in DPR Korea (floods), Fiji (Cyclone Winston) and Philippines (cyclones), but also by a number of smaller disasters in Bangladesh, Sri Lanka, Timor Leste, Mongolia and Vietnam. The increased number of emergency appeals for mid-scale emergencies has had an impact on the amount allocated as DREF grants, which is only just 55% of the amount allocated in 2015.

Europe and Central Asia

	# of operations	Amount /CHF
Loans to emergency appeals	-	-
Loans reimbursed to DREF	-	-
Grant allocations	9	1,114,021
Total allocations	9	1,114,021
Number of beneficiaries	28878	

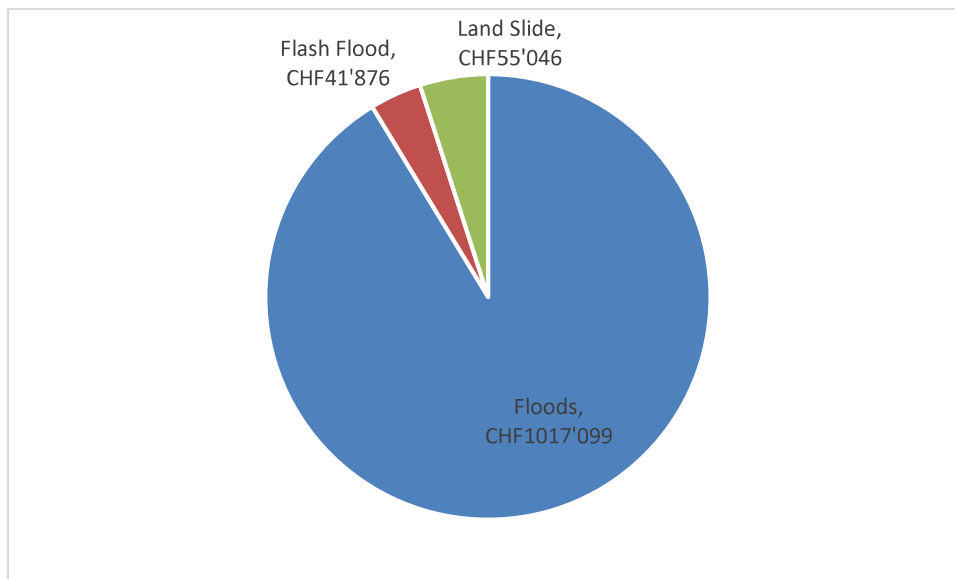


Figure 10: DREF allocations per type, Europe & Central Asia

Following two years of extraordinarily high share of the DREF allocations due to the population movement in Europe in 2014 and 2015, the total of allocations for 2016 was reduced to CHF 1.1M or 7 per cent of the total compared to an overall share of 20 per cent in 2015 and 17 per cent in 2014. No new emergency appeals were launched in the region, and the 10 allocations were launched in response to smaller emergencies caused by floods and landslides in eastern Europe and central Asia.

Middle East North Africa

	# of operations	Amount /CHF
Loans to emergency appeals	1	338,560
Loans reimbursed to DREF		338,560
Grant allocations	4	814,333
Total allocations	5	1,152,893
Number of beneficiaries		122,050

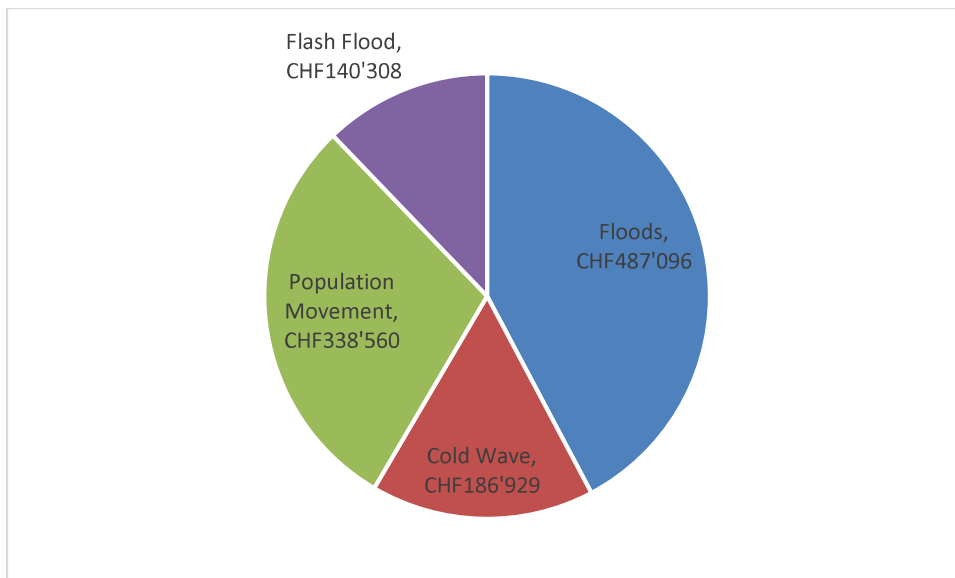


Figure 11: DREF allocations per type, MENA

During 2016, a total of five allocations were made, amounting a total of CHF 1.2M or 7 per cent of the total allocation for 2016 (compared to only 2.6 per cent in 2015). The largest allocations were made to allow response to floods in Egypt and population movement near Fallujah in the Northern Iraq.

Contributions

The total contributions for 2016 stood at CHF 12.5 million which represents 80 per cent of the appeal target of just over CHF 15.7 million.

Contributions are made to the DREF either as annual contributions or as reimbursement of specific allocations the Fund has made, or replenishments. In 2016, 37 per cent of the total allocations were replenished through replenishment grant.

Multi-year funding agreements with several donors provided stable and predictable funding for the DREF. This is the case for Canadian and Netherlands Governments through the Canadian and Netherlands Red Cross as well as the Spanish and Belgian Government. Corporate partners such as a Medtronic Foundation and Z Zurich Foundation provide funding also through multi-year agreements. Other donors such as The European Commission (CHF 2.7M), the Irish Government (CHF 1.2M) and the Norwegian Red Cross (CHF 2.3M) renewed their annual support of over CHF 1 million to DREF in 2016. The full list of donors is presented in the annual financial report.

In addition to the donations reported in the donors list, the IFRC received CHF 100,000 from the Government of Italy as a contribution to replenish the DREF for the Former Yugoslav Republic of

Macedonia operation. The IFRC recognized this contribution in March 2017 and will incorporate it in its 2017 financial report.

DREF development and improvement

In April 2016, a large restructuring of the IFRC secretariat led to multiple vacancies in the emergency operations team, and to maintain business continuity, support to operations and operations quality assurance took almost 100% of the DREF teams time during the last 6 months of 2016. This meant that some development tasks planned for 2016 were postponed to 2017.

Review of DREF procedures

A review of the DREF procedures was planned in 2016, and internal consultations with three regions were conducted during 2016. The remaining consultations as well as the formal revision is postponed to 2017.

Emergency Plan of Action (EPOA)

During 2016, DREF continued to be an important support to EPOA training. EPOA trainings form part of the general FACT (Field Assessment and Coordination Team) trainings, and the DREF Senior Officer supported the delivery of one of these trainings during the first quarter of 2016 in Qatar. The EPOA templates are planned to be revised in 2017, and DREF operations will continue to be ideal for both piloting the new material as well as disseminating the changes.

Risk Analysis

As in 2015, the poor performance in timelines of final reports continues to hamper the overall quality of DREF operation reports. In addition, during 2016 with the structural changes at the Federation Secretariat as well as the gap in the Africa Officer position, monitoring the performance and making sure reports were up to date proved to be an additional challenge.

DREF audits

As in previous years, all DREF operations where the funds are transferred to the operating National Society on a cash transfer basis (as opposed to working advance) are audited by external auditors. In addition, and in respect of the criteria drawn up with the DREF advisory group, specific operations were audited internally, and others will be audited by external auditors in 2016.

During the reporting period, a review of application and adherence to standard procedures in the DREF operations in India (MDRIN013 and MDRIN014) was conducted by the IFRC Office for Internal Audit and Investigation. The outcome of the review recommended a closer attention to timing of procurement processes involved in the DREF operations. This will be considered for the planned revision of the DREF procedures.

Stakeholder Participation and Feedback

The DREF advisory group, with representation from partner National Societies³ who are donors to the DREF, works with the Secretariat in promoting efficient use of the fund.

Meetings of the DREF advisory group were held in Geneva in May and November 2016. The meetings focused on the internal IFRC restructuring effect on the DREF, the link with the use of forecast based financing techniques for imminent crises, and a request for increased application of due diligence for environments with increased financial risk.

How we work

All IFRC assistance seeks to adhere to the [Code of Conduct for the International Red Cross and Red Crescent Movement and Non-Governmental Organizations](#) (NGO's) in Disaster Relief and the [Humanitarian Charter and Minimum Standards in Humanitarian Response \(Sphere\)](#) in delivering assistance to the most vulnerable.

³ Partner National Societies are: British Red Cross, Canadian Red Cross, Netherlands Red Cross, Norwegian Red Cross, and Swedish Red Cross

The IFRC's vision is to inspire, encourage, facilitate and promote at all times all forms of humanitarian activities by National Societies, with a view to preventing and alleviating human suffering, and thereby contributing to the maintenance and promotion of human dignity and peace in the world.

www.ifrc.org
Saving lives, changing minds.



The IFRC's work is guided by Strategy 2020 which puts forward three strategic aims:

1. Save lives, protect livelihoods, and strengthen recovery from disaster and crises.
2. Enable healthy and safe living.
3. Promote social inclusion and a culture of nonviolence and peace.

Find out more on www.ifrc.org

Contact information

For further information specifically related to this report, please contact:

Eszter Matyeka, Senior Officer DREF, Disaster and Crisis Department; eszter.matyeka@ifrc.org ;
phone +41 22 730 4236; and fax +41 22 733 0395

DREF Financial Report

Annual Report 2016

Selected Parameters			
Appeal	MDR00001	Reporting Timeframe	2016/01-2016/9998
Budget	APPROVED	Budget Timeframe	2016
		Funding Source Split	N

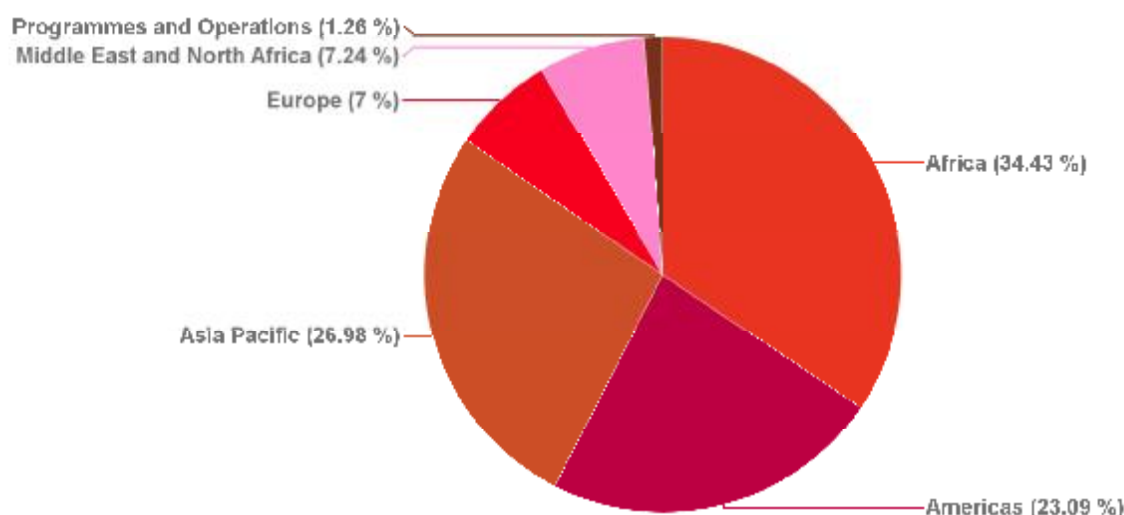
Refreshed on 21-Mar-2017 at 15:24

All figures are in Swiss Francs (CHF)

1. IN SUMMARY

DREF ANNUAL TARGET	15,754,403
OPENING BALANCE	14,306,192
CASH CONTRIBUTIONS	12,528,531
INKIND GOODS & TRANSPORT	
INKIND PERSONNEL	
OTHER INCOME	146,266
TOTAL INCOME	12,674,798
TARGET COVERAGE (INCOME VS TARGET)	80.45%
TOTAL FUNDING	26,980,990
TOTAL EXPENSES	-525,143
NET DREF ALLOC/RMBTS	-9,099,667
CLOSING BALANCE	17,356,179

DREF ALLOCATIONS BY REGION



Region Name



DREF FINANCIAL REPORT

Annual Report 2016

Selected Parameters			
Appeal	MDR00001	Reporting Timeframe	2016/01-2016/9998
Budget	APPROVED	Budget Timeframe	2016
		Funding Source Split	N

Refreshed on 21-Mar-2017 at 15:24

All figures are in Swiss Francs (CHF)

2. FUNDING

Description	Total	Deferred Income
A. OPENING BALANCE		
OPENING BALANCE	14,306,192	
B. INCOME		
CASH CONTRIBUTIONS		
Belgian Federal Government	653,714	
British Red Cross	306,858	
Drushti Desai	29,678	
European Commission - DG ECHO	2,734,128	
Franklin Templeton Investments	4,844	
Full Creative	9,687	
Germany - Private Donors	703	
ICF International	0	
IFRC at the UN Inc	242,825	
Irish Government	1,206,033	
Japanese Red Cross Society	87,659	
Johnson Controls	0	
KLA-Tencor Foundation	24,679	
Krupa Gandhi	29,658	
Lichtenstein - Private Donors	8,704	
Luxembourg Government	211,175	
Luxembourg Red Cross	48,670	
Marriott International Inc.	40,685	
Medtronic Foundation	100,000	
Mellon Bank	1,033	
Mexican Government	48,035	
Mondelez International Foundation	465,695	
National Critical Care and Trauma Centre	6,279	-6,279
Norwegian Red Cross	2,286,742	
On Line donations	68,853	
Qiagen	164	
Redbubble	25,722	
Siemens PLM Software	12,802	
Spanish Government	6,210	
Swedish Red Cross	826,099	
Swiss Red Cross	500,000	
Switzerland - Private Donors	5,385	
The Canadian Red Cross Society	359,264	
The Netherlands Red Cross	1,550,536	1,586,460
United States Government - PRM	102,546	
United States - Private Donors	23,465	
Z Zurich Foundation	500,000	500,000
TOTAL CASH CONTRIBUTIONS	12,528,531	2,080,181
OTHER INCOME		
Sundry Income	152,545	
Write off & provisions	-6,279	
TOTAL OTHER INCOME	146,266	
TOTAL INCOME	12,674,798	2,080,181
TOTAL FUNDING (incl. Op Balance)	26,980,990	2,080,181

DREF FINANCIAL REPORT

Annual Report 2016

Selected Parameters			
Appeal	MDR00001	Reporting Timeframe	2016/01-2016/9998
Budget	APPROVED	Budget Timeframe	2016
		Funding Source Split	N

Refreshed on 21-Mar-2017 at 15:24

2. FUNDING

Description	Total	Deferred Income

**Funding source data based on information provided by the donor*

DREF FINANCIAL REPORT

Annual Report 2016

Selected Parameters			
Appeal	MDR00001	Reporting Timeframe	2016/01-2016/9998
Budget	APPROVED	Budget Timeframe	2016
		Funding Source Split	N

Refreshed on 21-Mar-2017 at 15:24

All figures are in Swiss Francs (CHF)

3. EXPENDITURE

Account Group/ Category	Budget	Expenditure	Variance
Land, vehicles & equipment			
Computers & Telecom	1,363	1,363	0
TOTAL LAND, VEHICLES & EQUIPMENT	1,363	1,363	0
Logistics, Transport & Storage			
Storage		288	-288
Distribution & Monitoring		1,571	-1,571
Transport & Vehicles Costs	500		500
TOTAL LOGISTICS, TRANSPORT & STORAGE	500	1,859	-1,359
Personnel			
International Staff	396,000	371,366	24,634
TOTAL PERSONNEL	396,000	371,366	24,634
Consultants & Professional Fees			
Consultants	10,000		10,000
Professional Fees	45,000	25,532	19,468
TOTAL CONSULTANTS & PROFESSIONAL FEES	55,000	25,532	29,468
Workshops & Training			
Workshops & Training	19,500	1,606	17,894
TOTAL WORKSHOPS & TRAINING	19,500	1,606	17,894
General Expenditure			
Travel	49,000	22,668	26,332
Information & Public Relations	14,600	905	13,695
Communications	4,200	4,333	-133
Financial Charges		4,160	-4,160
Other General Expenses	2,000		2,000
Shared Office and Services Costs	62,196	56,903	5,293
TOTAL GENERAL EXPENDITURE	131,996	88,969	43,027
Indirect Costs			
Programme & Services Support Recover	39,283	31,895	7,388
TOTAL INDIRECT COSTS	39,283	31,895	7,388
Pledge Specific Costs			
Pledge Reporting Fees	1,000	2,553	-1,553
TOTAL PLEDGE SPECIFIC COSTS	1,000	2,553	-1,553
TOTAL	644,642	525,143	119,499

DREF Financial Report

Annual Report 2016

Selected Parameters			
Appeal	MDR00001	Reporting Timeframe	2016/01-2016/9998
Budget	APPROVED	Budget Timeframe	2016
		Funding Source Split	N

Refreshed on 21-Mar-2017 at 15:24

All figures are in Swiss Francs (CHF)

4. DREF ALLOCATIONS BY APPEAL / REGION

Appeal Code	Appeal Name	Type	Start Date	End Date	Grant/Loan	Reimbursement	Net
PROGRAMMES AND OPERATIONS							
MDR42003	Zika Virus Disease Global Response	EA	01/02/2016	30/09/2017	200,002	200,002	0
Total Programmes and Operations					200,002	200,002	0
AFRICA							
MDRA006	Angola - Yellow Fever	EA	23/02/2016	31/12/2016	173,653	0	173,653
MDRBF013	Burkina Faso - Floods	DREF	05/08/2016	05/11/2016	194,005	0	194,005
MDRBI008	Burundi - Population Movement	EA	15/11/2012	31/07/2014	0	17,416	-17,416
MDRBI012	Burundi - Complex Emergency	EA	31/03/2016	31/03/2017	161,922	161,922	0
MDRBJ015	Benin - Cholera Outbreak	DREF	12/09/2016	12/12/2016	124,900	0	124,900
MDRCD016	Dem Rep Congo - Floods	DREF	18/12/2015	07/05/2016	98,979	0	98,979
MDRCD017	DR Congo - Yellow Fever	DREF	19/05/2016	19/08/2016	177,927	0	177,927
MDRCD018	Dem Rep Congo - Epidemics: Yellow Fever, Cholera,	EA	20/07/2016	21/01/2017	220,000	220,000	0
MDRCD019	DRC - Gemena Floods	DREF	24/11/2016	23/03/2017	183,682	0	183,682
MDRCF019	Central African Rep - Storm	DREF	13/05/2015	31/08/2015	0	11,783	-11,783
MDRCF020	Central African Rep - Monkey Pox	DREF	17/02/2016	30/04/2016	55,848	4,965	50,883
MDRCF021	Central African Rep - Cholera	DREF	24/08/2016	23/12/2016	237,877	0	237,877
MDRCG010	Republic of Congo - Cholera Outbreak	DREF	17/02/2012	17/05/2012	3,340	0	3,340
MDRCG011	Republic of Congo - Brazzaville Explosion	EA	07/03/2012	30/11/2012	0	14,357	-14,357
MDRCG012	Republic of Congo - Floods in Pointe Noire	DREF	29/11/2012	31/03/2013	0	2,897	-2,897
MDRCG013	Republic of Congo - Floods in Brazzaville	DREF	18/12/2012	18/03/2013	0	998	-998
MDRCI009	Côte d'Ivoire - Election Preparedness	DREF	19/10/2015	19/11/2015	0	4,834	-4,834
MDRCM020	Cameroon - Floods	DREF	05/09/2014	05/02/2015	0	6,801	-6,801
MDRCM022	Cameroon - Measles	DREF	16/11/2015	16/12/2015	0	1,506	-1,506
MDRCM023	Cameroon - Polio Prevention	DREF	07/10/2016	07/12/2016	192,636	0	192,636
MDRCM024	Cameroon - Train Crash	DREF	03/11/2016	03/01/2017	64,175	0	64,175
MDRCV002	Cape Verde - Volcano Fogo	DREF	05/12/2014	05/06/2015	0	70,653	-70,653
MDRDJ002	Djibouti - Population Movement	DREF	28/04/2015	31/10/2015	0	9,423	-9,423
MDRET016	Ethiopia - Drought	EA	28/12/2015	30/06/2017	0	181,521	-181,521
MDRET017	Ethiopia - Floods	DREF	18/05/2016	16/10/2016	200,499	0	200,499
MDRGA007	Gabon - Election Preparedness	DREF	21/07/2016	21/11/2016	257,240	0	257,240
MDRGH012	Ghana - Cholera Outbreak	DREF	07/11/2016	07/02/2017	171,842	0	171,842
MDRGH013	Ghana - Election Preparedness	DREF	18/11/2016	18/12/2016	43,841	0	43,841
MDRGM010	Gambia - Food Insecurity	EA	13/05/2015	13/05/2016	0	32,875	-32,875
MDRGM011	Gambia - Election Preparedness	DREF	20/11/2016	31/12/2016	75,622	0	75,622
MDRGN008	Guinea - Floods	DREF	11/08/2015	11/12/2015	0	55,075	-55,075
MDRKE036	Kenya - Floods	DREF	25/12/2015	25/02/2016	0	2,449	-2,449
MDRKE037	Kenya - Floods	DREF	03/05/2016	03/07/2016	299,266	4,452	294,814
MDRKE038	Kenya - Cholera	DREF	06/06/2016	06/09/2016	276,165	1,536	274,629
MDRKE039	Kenya - Drought	EA	23/11/2016	23/11/2017	297,808	0	297,808
MDRLR002	Liberia - Margibi Floods	DREF	08/07/2016	08/09/2016	75,155	0	75,155
MDRLS004	Lesotho - Food Insecurity	EA	21/01/2016	31/12/2016	84,369	84,369	0
MDRMG011	Madagascar - Cyclone Chedza	DREF	30/01/2015	16/06/2015	0	38,148	-38,148
MDRML012	Mali - Floods	DREF	04/08/2016	04/11/2016	203,076	0	203,076
MDRMZ012	Mozambique - Food Insecurity	EA	22/04/2016	31/03/2017	160,000	0	160,000
MDRNE009	Niger - Cholera	DREF	24/10/2011	24/01/2012	0	0	0
MDRNE014	Niger - Cholera	DREF	24/12/2014	24/05/2015	0	28,160	-28,160
MDRNE015	Niger - Measles & Meningitis	DREF	01/05/2015	31/07/2015	0	79,450	-79,450
MDRNE016	Niger - Rift Valley Fever Outbreak	DREF	30/09/2016	31/12/2016	134,536	0	134,536
MDRRW011	Rwanda - Floods	DREF	20/04/2015	20/06/2015	0	18,434	-18,434
MDRRW012	Rwanda - Burundi Refugees	DREF	08/05/2015	15/09/2015	0	6,939	-6,939
MDRSC004	Seychelles - Dengue Outbreak	DREF	08/06/2016	08/09/2016	54,432	0	54,432
MDRSD023	Sudan - Floods	EA	19/08/2016	31/05/2017	271,700	271,700	0
MDRSL006	Sierra Leone - Floods	DREF	18/09/2015	31/01/2016	0	148,813	-148,813
MDRSN010	Senegal - Ebola Virus Disease	EA	08/09/2014	31/07/2015	0	5,068	-5,068
MDRSN012	Senegal - Floods	DREF	20/09/2016	20/12/2016	159,490	0	159,490
MDRSO004	Somalia - Chapala	DREF	13/11/2015	31/01/2016	2	0	2
MDRSO005	Somalia - Drought	EA	21/03/2016	21/12/2017	129,394	129,394	0

DREF Financial Report

Annual Report 2016

Selected Parameters			
Appeal	MDR00001	Reporting Timeframe	2016/01-2016/9998
Budget	APPROVED	Budget Timeframe	2016
		Funding Source Split	N

Refreshed on 21-Mar-2017 at 15:24

4. DREF ALLOCATIONS BY APPEAL / REGION

Appeal Code	Appeal Name	Type	Start Date	End Date	Grant/Loan	Reimbursement	Net
MDRSS003	Republic of South Sudan - Complex Emergency	EA	09/01/2014	31/07/2015	0	9,818	-9,818
MDRSS004	South Sudan - Cholera	DREF	06/07/2015	20/10/2015	0	22,476	-22,476
MDRSS005	South Sudan - Cholera	DREF	29/07/2016	27/12/2016	76,839	0	76,839
MDRTG006	Togo - Meningitis	DREF	25/02/2016	30/06/2016	178,079	0	178,079
MDRTZ019	Tanzania - Floods	DREF	31/01/2016	30/06/2016	228,271	33,507	194,764
MDRTZ020	Tanzania - Earthquake	DREF	19/09/2016	19/12/2016	216,073	0	216,073
Total Africa					5,482,643	1,681,739	3,800,904

AMERICAS

MDRAR008	Argentina - Floods	DREF	19/03/2015	31/07/2015	0	11,373	-11,373
MDRAR009	Argentina - Floods	DREF	25/08/2015	25/11/2015	0	25,516	-25,516
MDRAR010	Argentina - Floods	EA	08/01/2016	08/11/2016	199,829	0	199,829
MDRBO010	Bolivia - Floods	DREF	11/03/2015	11/07/2015	0	24,299	-24,299
MDRBR007	BRAZIL - FLOODS	DREF	30/07/2015	30/10/2015	0	39,309	-39,309
MDRBZ004	Belize - Floods	DREF	01/11/2015	01/04/2016	0	20,987	-20,987
MDRBZ005	Belize - Hurricane Earl	DREF	07/08/2016	07/11/2016	143,828	0	143,828
MDRCL009	Chile - Earthquake	EA	06/04/2014	28/02/2015	0	20,184	-20,184
MDRCL010	Chile - Fire Valparaiso	DREF	14/04/2014	12/08/2014	0	50,826	-50,826
MDRCL011	Chile - Floods	DREF	10/04/2015	10/08/2015	0	7,347	-7,347
MDRCL012	Chile - Earthquake	DREF	25/09/2015	14/01/2016	0	14,054	-14,054
MDRCO011	Colombia - Population Movement	DREF	10/09/2015	10/01/2016	0	3,634	-3,634
MDRCR013	Costa Rica - Floods	DREF	06/07/2015	06/10/2015	0	90,338	-90,338
MDRCR014	Costa Rica - Population Movement	EA	22/11/2015	22/05/2017	0	51,054	-51,054
MDRCR015	Costa Rica - Hurricane Otto	DREF	30/11/2016	31/03/2017	335,893	0	335,893
MDRCU003	Cuba - Drought	DREF	02/06/2016	17/12/2016	194,508	0	194,508
MDRDO008	Dominican Republic - Zika Virus Outbreak	DREF	22/02/2016	18/06/2016	100,481	19,877	80,604
MDRDO009	Dominican Republic - Floods	EA	24/11/2016	26/11/2017	240,000	0	240,000
MDREC009	Ecuador - Civil Unrest Preparedness	DREF	11/08/2015	11/09/2015	0	6,695	-6,695
MDREC010	Ecuador - Volcano Preparedness	DREF	07/12/2015	07/04/2016	0	21,580	-21,580
MDREC011	Ecuador - Esmeralda Floods	DREF	12/02/2016	12/06/2016	184,836	21,298	163,538
MDREC012	Ecuador - Earthquake	EA	18/04/2016	21/08/2017	405,778	405,778	0
MDRGT007	Guatemala - River contamination	DREF	14/07/2015	14/09/2015	0	4,665	-4,665
MDRGT008	Guatemala - Landslide	DREF	08/10/2015	08/01/2016	0	1,335	-1,335
MDRGY002	Guyana - Floods	DREF	31/07/2015	30/11/2015	0	58,820	-58,820
MDRHN008	Honduras - Drought	EA	09/10/2014	14/11/2015	0	20,140	-20,140
MDRHN009	Honduras - Zika Virus Outbreak	DREF	26/02/2016	26/06/2016	97,489	2,989	94,500
MDRHN010	Honduras - Population Movement	DREF	29/09/2016	01/03/2017	156,492	0	156,492
MDRHT011	Haiti - Outbreak Chikungunya	DREF	02/07/2014	01/11/2014	0	47,122	-47,122
MDRHT013	Haiti - Hurricane Matthew	EA	06/10/2016	06/04/2018	565,000	565,000	0
MDRJM004	Jamaica - Hurricane Matthew	DREF	07/10/2016	07/12/2016	130,149	0	130,149
MDRLC003	Saint Lucia - Hurricane Mathiew	DREF	14/10/2016	14/02/2017	72,711	0	72,711
MDRPA011	Panama - Population Movement	DREF	11/12/2015	11/03/2016	0	3,366	-3,366
MDRPA012	Panama - Hurricane Otto	DREF	02/12/2016	02/04/2017	254,173	0	254,173
MDRPE008	Peru - Floods	DREF	07/04/2015	07/07/2015	0	15,218	-15,218
MDRPE009	Peru - Floods	DREF	28/04/2015	28/07/2015	0	34,054	-34,054
MDRPE010	Peru - Cold Front	DREF	07/08/2015	07/11/2015	0	55,745	-55,745
MDRPE011	Peru - Earthquake	DREF	24/08/2016	24/11/2016	246,893	0	246,893
MDRPY016	Paraguay - Floods	EA	20/06/2014	20/04/2015	0	154,721	-154,721
MDRPY017	Paraguay - Concepcion Storm	DREF	27/04/2015	28/08/2015	0	0	0
MDRPY018	Paraguay - Floods	EA	24/12/2015	31/12/2016	50,000	0	50,000
MDRSV009	El Salvador - Drought	DREF	26/08/2015	26/01/2016	0	7,742	-7,742
MDRUY002	Uruguay - Floods and Tornado	DREF	26/04/2016	26/07/2016	142,352	6,797	135,555
MDRVC003	St-Vincent & Grenadines - Floods	DREF	13/12/2016	13/03/2017	155,905	0	155,905
Total Americas					3,676,317	1,811,864	1,864,453

ASIA PACIFIC

MDRAF003	Afghanistan - Earthquake	DREF	03/11/2015	03/03/2016	0	86,331	-86,331
MDRBD015	Bangladesh - Cyclone Komen	EA	11/08/2015	31/03/2016	0	5,110	-5,110

DREF Financial Report

Annual Report 2016

Selected Parameters			
Appeal	MDR00001	Reporting Timeframe	2016/01-2016/9998
Budget	APPROVED	Budget Timeframe	2016
		Funding Source Split	N

Refreshed on 21-Mar-2017 at 15:24

4. DREF ALLOCATIONS BY APPEAL / REGION

Appeal Code	Appeal Name	Type	Start Date	End Date	Grant/Loan	Reimbursement	Net
MDRBD016	Bangladesh - Cyclone Roanu	EA	24/05/2016	31/03/2017	244,476	244,476	0
MDRBD017	Bangladesh - Floods	EA	07/08/2016	31/07/2017	248,701	0	248,701
MDRFJ001	Fiji - Tropical Cyclone Winston	EA	22/02/2016	31/05/2017	317,459	317,459	0
MDRFM001	Micronesia - Typhoon Maysak	DREF	03/04/2015	30/11/2015	0	30,236	-30,236
MDRID010	Indonesia - Forest Fires	DREF	01/11/2015	01/02/2016	0	42,871	-42,871
MDRID011	Indonesia - Aceh Earthquake	DREF	10/12/2016	31/05/2017	374,880	0	374,880
MDRIN015	India - Floods	DREF	13/08/2015	31/12/2015	0	64,400	-64,400
MDRIN016	India - Floods	DREF	30/11/2015	29/03/2016	0	26,624	-26,624
MDRIN017	India - Floods	DREF	31/07/2016	31/10/2016	235,036	29,183	205,853
MDRKP007	DPR Korea - Floods	DREF	21/08/2015	21/02/2016	0	34,157	-34,157
MDRKP008	DPR Korea - Floods	EA	12/09/2016	31/08/2017	506,810	506,810	0
MDRLA004	Laos - Floods	DREF	26/08/2016	30/11/2016	128,687	0	128,687
MDRLK005	Sri Lanka - Floods & Landslides	EA	21/05/2016	30/11/2017	249,443	249,443	0
MDRMM007	Myanmar - Floods	DREF	18/08/2016	31/12/2016	317,098	0	317,098
MDRMN005	Mongolia - Extreme Winter Condition	EA	14/01/2016	28/02/2017	158,459	158,459	0
MDRNP007	Nepal - Floods and Landslides	EA	21/08/2014	31/07/2015	0	166,404	-166,404
MDRPG005	Papua New Guinea - Drought	DREF	15/09/2015	15/03/2016	0	13,577	-13,577
MDRPH019	Philippines - Typhoon Koppu	DREF	20/10/2015	28/02/2016	0	15,816	-15,816
MDRPH020	Philippines - Typhoon and Floods	EA	22/12/2015	30/11/2016	0	450,000	-450,000
MDRPH021	Philippines - Typhoon Sarika	DREF	19/10/2016	31/01/2017	169,011	0	169,011
MDRPH022	Philippines - Typhoon Haima	EA	19/10/2016	31/07/2017	300,000	300,000	0
MDRPH023	Philippines - Typhoon Nock-ten	EA	28/12/2016	30/09/2017	249,803	0	249,803
MDRPK011	Pakistan - Floods	EA	12/08/2015	30/04/2016	0	15,616	-15,616
MDRPK012	Pakistan - Earthquake	DREF	01/11/2015	25/05/2016	0	63	-63
MDRSB005	Solomon Islands - Dengue Outbreak	DREF	02/11/2016	28/02/2017	78,771	0	78,771
MDRSB006	Solomon Island - Earthquake	DREF	23/12/2016	23/04/2017	161,163	0	161,163
MDRTP004	Timor Leste - Drought	EA	16/04/2016	30/06/2017	215,752	0	215,752
MDRVN013	Vietnam - Drought and Saltwater intrusion	DREF	07/04/2016	07/08/2016	195,708	0	195,708
MDRVN014	Vietnam - Floods	EA	27/10/2016	31/07/2017	144,866	0	144,866
Total Asia Pacific					4,296,123	2,757,035	1,539,088

EUROPE

MDRAL006	Albania - Floods	DREF	19/11/2016	19/03/2017	137,736	0	137,736
MDRAM003	Armenia - Landslide	DREF	08/07/2016	08/09/2016	55,046	4,991	50,055
MDRHR001	Croatia - Population Movement	DREF	01/10/2015	30/01/2016	0	6,379	-6,379
MDRHU005	Hungary - Heavy Rain and Hail Storm	DREF	29/06/2016	29/08/2016	46,642	4,591	42,051
MDRKG011	Kyrgyzstan - Earthquake	DREF	20/11/2015	20/03/2016	0	356	-356
MDRMK006	Macedonia (FYR) - Flash Floods and Mud Slides	DREF	20/08/2015	20/10/2015	0	64	-64
MDRMK007	Macedonia (FYR) - Floods	DREF	17/08/2016	17/12/2016	310,228	0	310,228
MDRRS012	Serbia - Flash Floods	DREF	06/04/2016	06/06/2016	41,876	4,845	37,031
MDRRU020	Russia - Floods	DREF	20/06/2016	20/11/2016	313,133	0	313,133
MDRSI002	Slovenia: Population Movement	DREF	03/10/2015	03/03/2016	0	5,707	-5,707
MDRTJ020	Tajikistan - Floods	DREF	19/05/2015	19/08/2015	0	37	-37
MDRTJ023	Tajikistan - Earthquake	DREF	14/12/2015	14/03/2016	0	824	-824
MDRTJ024	Tajikistan - Floods	DREF	16/05/2016	16/08/2016	101,333	3,506	97,827
MDRUA008	Ukraine - Ammunition Depot Explosion	DREF	10/11/2015	10/02/2016	0	1,833	-1,833
MDRXK001	Kosovo - Floods	DREF	23/11/2016	23/03/2017	108,027	0	108,027
Total Europe					1,114,021	33,132	1,080,889

MIDDLE EAST AND NORTH AFRICA

MDRDZ002	Algeria - Floods	DREF	30/10/2015	30/05/2016	155,844	0	155,844
MDREG013	Egypt - Floods	DREF	08/11/2016	08/02/2017	331,252	0	331,252
MDRIQ008	Iraq - Population Movement	EA	06/07/2016	06/04/2017	338,560	338,560	0
MDRMA007	Morocco - Cold Wave	DREF	02/03/2016	02/05/2016	186,929	0	186,929
MDRYE005	Yemen - Flash Floods	DREF	21/04/2016	21/11/2016	140,308	0	140,308
Total Middle East and North Africa					1,152,893	338,560	814,333

TOTAL DREF ALLOCATIONS **15,921,999** **6,822,332** **9,099,667**

DREF Financial Report

Annual Report 2016

Selected Parameters			
Appeal	MDR00001	Reporting Timeframe	2016/01-2016/9998
Budget	APPROVED	Budget Timeframe	2016
		Funding Source Split	N

Refreshed on 21-Mar-2017 at 15:24

All figures are in Swiss Francs (CHF)

5. DREF ALLOCATIONS/REIMBURSEMENTS BY OPERATION TYPE

	Grant/Loan	Reimbursement	Net
PREVIOUS YEARS REIMBURSEMENTS			
Africa	3,342	769,894	-766,552
Americas	0	790,124	-790,124
Asia Pacific	0	951,205	-951,205
Europe	0	15,199	-15,199
Total Previous Years Reimbursements	3,342	2,526,423	-2,523,081
EMERGENCY APPEAL LOANS - 2016			
Programmes and Operations	200,002	200,002	0
Africa	1,498,846	867,385	631,461
Americas	1,460,607	970,778	489,829
Asia Pacific	2,635,769	1,776,647	859,122
Middle East and North Africa	338,560	338,560	0
Total Emergency Appeal Loans 2016	6,133,784	4,153,372	1,980,412
DREF OPERATIONS GRANTS - 2016			
Africa	3,980,455	44,460	3,935,995
Americas	2,215,710	50,961	2,164,749
Asia Pacific	1,660,354	29,183	1,631,171
Europe	1,114,021	17,932	1,096,089
Middle East and North Africa	814,333	0	814,333
Total DREF Operations Grants 2016	9,784,873	142,537	9,642,336
TOTAL			
Programmes and Operations	200,002	200,002	0
Africa	5,482,643	1,681,739	3,800,904
Americas	3,676,317	1,811,864	1,864,453
Asia Pacific	4,296,123	2,757,035	1,539,088
Europe	1,114,021	33,132	1,080,889
Middle East and North Africa	1,152,893	338,560	814,333
Total	15,921,999	6,822,332	9,099,667