



# Disaster Relief Emergency Fund (DREF)

Annual Report 2017  
April 2018

[www.ifrc.org](http://www.ifrc.org)  
Saving lives, changing minds.

 International Federation  
of Red Cross and Red Crescent Societies

The International Federation of Red Cross and Red Crescent Societies (IFRC) is the world's largest volunteer-based humanitarian network. With our 191 member National Red Cross and Red Crescent Societies worldwide, we are in every community reaching 160.7 million people annually through long-term services and development programmes, as well as 110 million people through disaster response and early recovery programmes. We act before, during and after disasters and health emergencies to meet the needs and improve the lives of vulnerable people. We do so with impartiality as to nationality, race, gender, religious beliefs, class and political opinions.

Guided by *Strategy 2020* – our collective plan of action to tackle the major humanitarian and development challenges of this decade – we are committed to saving lives and changing minds.

Our strength lies in our volunteer network, our community-based expertise and our independence and neutrality. We work to improve humanitarian standards, as partners in development, and in response to disasters. We persuade decision-makers to act at all times in the interests of vulnerable people. The result: we enable healthy and safe communities, reduce vulnerabilities, strengthen resilience and foster a culture of peace around the world.

© International Federation of Red Cross and Red Crescent Societies, Geneva, 2016

Any part of this publication may be cited, copied, translated into other languages or adapted to meet local needs without prior permission from the International Federation of Red Cross and Red Crescent Societies, provided that the source is clearly stated. Requests for commercial reproduction should be directed to the IFRC at [secretariat@ifrc.org](mailto:secretariat@ifrc.org)

INTERVENTION INFORMATION		
Implementing Secretariat body and host National Society/ies:	Geographical coverage:	Type of intervention:
Disaster and Crises Department	Global	Emergency Operations
Start date:	End date:	Number of people to be reached:
01 January 2017	31 December 2017	<b>5 – 6 million (estimated)</b>
Project Manager:	Project Code:	Total Budget 2017:
Sune BULOW	G00263 / G00264/ GKE003	CHF 16,251,208

**Goal: National Societies provide rapid and effective assistance to vulnerable people affected by disasters and crises with the provision of timely and adequate financial support from the DREF.**

### Summary

The International Federation's Disaster Relief Emergency Fund (DREF) is a global fund which provides rapid emergency funding directly to National Red Cross and Red Crescent Societies in support of their immediate response to disasters and crises, and health emergencies. The DREF is an integral part of the International Federation's emergency response system designed to meet the needs of vulnerable people affected by disasters and crises. The DREF is a flexible emergency funding source which can provide financial support rapidly and in appropriate amounts whether for small- or large-scale response operations. It provides funding to National Societies either as start-up funding loans to allow immediate response to major disasters or as grants to cover the costs of mobilization of resources and preparation for response in the case of imminent crisis, and to cover the costs of smaller-scale relief operations. The DREF finances the provision of short-term relief which aims to preserve life and to substitute for the loss of means of basic subsistence of people affected.

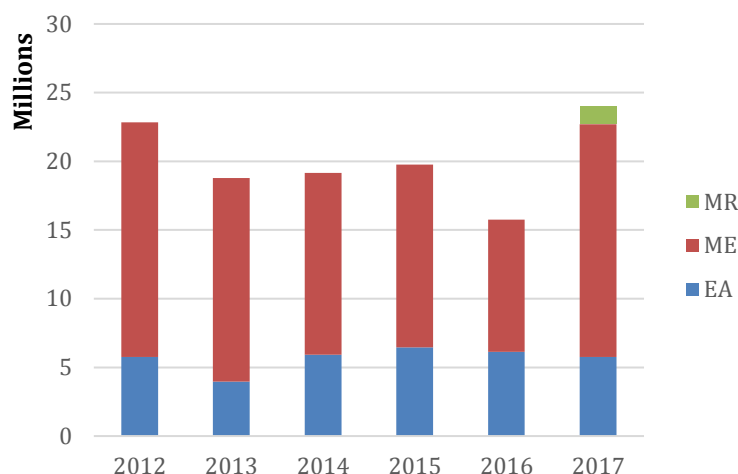
Despite the growing capacity of some National Societies to better mobilize resources and respond to disasters and crises through their own resources, the need for financial support to ensure rapid response remains. The majority of requests for DREF support are for grants to allow localized response to small- and medium-scale disasters and crises. Natural disaster statistics, including those prepared by the Centre for Research on the Epidemiology of Disasters (CRED) show that over the last three decades the number of small- and medium-scale disasters has increased. In 2017 this increase has been reflected in the number of DREF allocations and the overall amount allocated to support National Societies, which has reached a historical record. Therefore, the International Federation expects the trend in requests for DREF grants to continue to increase in the coming years, with annual variations.

<b>Statistics on use of DREF 2017</b>	<b>Number</b>	<b>Amount in CHF</b>	<b>% total amount</b>
<i>Total of allocations made</i>	128	24,013,523	
<i>Start-up funding for emergency appeals</i>	17	5,752,732	24%
<i>Start-up funding for Movement response</i>	2	1,269,225	5%
<i>Grants for DREF operations</i>	92	16,979,421	71%
<i>Number of different operations<sup>1</sup></i>	111		
<i>Number of recipient Red Cross Red Crescent Societies</i>	75		
<i>Number of beneficiaries</i>	8,299,798 people targeted		

<sup>1</sup> Some operations receive two or more allocations for the same operation

During 2017, the DREF allocated a record total amount of CHF 24,013,523 through 128 allocations to 75 different National Red Cross and Red Crescent Societies to support their response to 111 disaster events. The amount was 20 per cent higher than forecast of CHF 20 M and 52 per cent higher the amount allocated in 2016. The amount of allocations made as start-up funding for emergency appeal operations were slightly lower than the previous year, but 37 % higher than the average amount of start-up loans for the past 6 years. A total of 22 emergency appeals were launched in 2017, 20 with DREF loans/allocations to start up the operations (85 % of the amount allocated as a start-up loan has been reimbursed to the DREF). The amount of allocations made as grants to small- and medium-scale operations implemented by National Societies for which no emergency appeal was launched, or DREF operations, was 65 per cent higher than in 2016, while the number of allocations doubled from 64 to 128 allocations in 2017. This increase was mainly due to several factors, such as the scale of disasters, funding available for preparedness activities, NS familiarity with the DREF tool and its criteria. On addition to the allocations made for DREF operations and emergency appeals, a total of CHF 1.3M was allocated as start-up funding for 'One International Appeals' (for Yemen and South Sudan). The 'One International Appeal' is a recently introduced financial mechanism for unified fundraising in areas where the ICRC and IFRC are both operational in the same crisis.

The chart demonstrates the 2017 figures against allocations during the past 6 years<sup>2</sup>.



### Financial situation and analysis

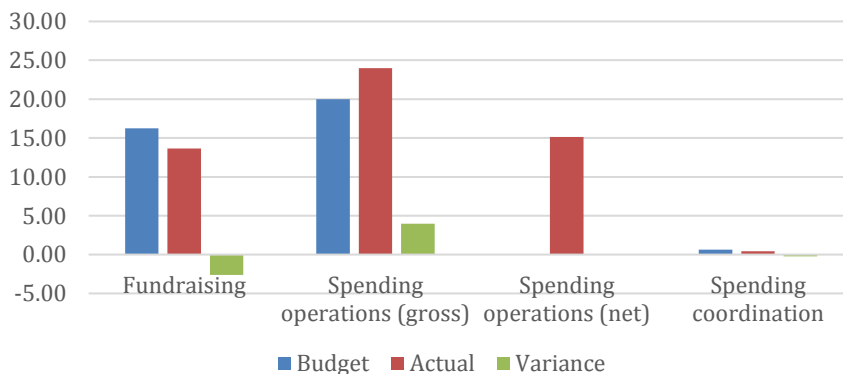
The DREF fundraising target for 2017 was CHF 16.2 million. CHF 15.6 million was sought to cover the allocations and CHF 0.65 million to cover coordination costs. Total income was CHF 13,594,718 (84 per cent of target).

CHF 24,013,523 was disbursed as allocations for operations in 2017 and a total of CHF 8,858,449 was reimbursed to the fund as DREF loans and unspent balances of DREF grants made in 2017 and previous years. For 2017, 85% of the loans have been reimbursed. Hence, the 2017 net expenditure for DREF allocations was CHF 15,155,074.

The DREF coordination expenditure amounted to CHF 425,907, which is 65 per cent of the annual budget of CHF 649,096. Variances between budgeted staffing costs and actual expenditures are the result of staff vacancy for the Africa DREF position for six months. To ensure business continuity and maintain IFRC support to national societies requesting DREF assistance, the DREF team was requested to focus on the emergency operations. This resulted in a

lower implementation rate of planned trainings, process reviews and operational evaluation, hence the low expenditure rate for workshops, travel and professional services and consultants.

DREF finance 2017 - Budget versus Actual (MCHF)



<sup>2</sup> (MR – Movement response, EA – emergency appeal and ME – DREF operation)

The opening balance on 1 January 2017 was CHF 17,356,179 and the closing balance on 31 December 2017 was CHF 15,369,917. The DREF aspires to have a balance of about CHF 10-15 Million to ensure sufficient funding is available for operations, hence although the financial balance in the end of the year has come down slightly to CHF 9 million, the carry over for 2018 is still on the high end.

[Click here to go directly to the financial report.](#)

## Number of people reached

Operations supported by DREF during the twelve-month period aimed to bring assistance to an estimated 8,299,798 people. This number includes direct and indirect beneficiaries of assistance. Approximately 6 million of those people reached originates from awareness raising/social mobilization in response to epidemics.

## Context

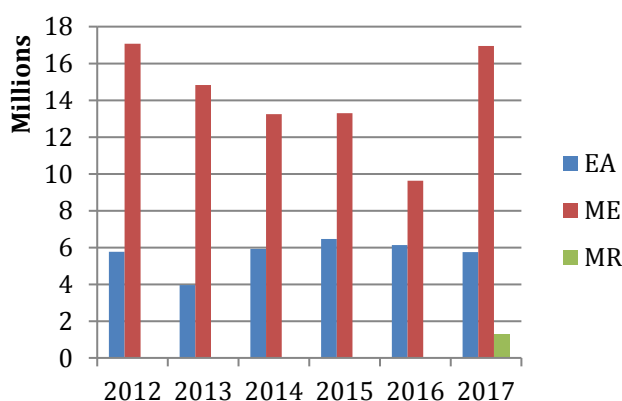
2017 has marked the year of no significant increase in the number of disaster events reported through CRED. Compared to the previous years in 2017 the number of disaster events registered were 291, which is lower than the past 10 years average of 380. As it has been previously forecasted climatological (drought), meteorological (storms), and hydrological (floods) disasters affected the highest number of people, more than 90 per cent of total reported. The continued food crisis in East Africa, the drought in Sahel region, the hurricane season in the Caribbean, the typhoons in South East Asia, including the monsoon floods in Nepal, India and Bangladesh have marked the highest tolls in terms of people affected. At the same time, population movement from Myanmar to Bangladesh and the continued instability and ongoing crisis in DRC have also contributed to a record number of people affected.

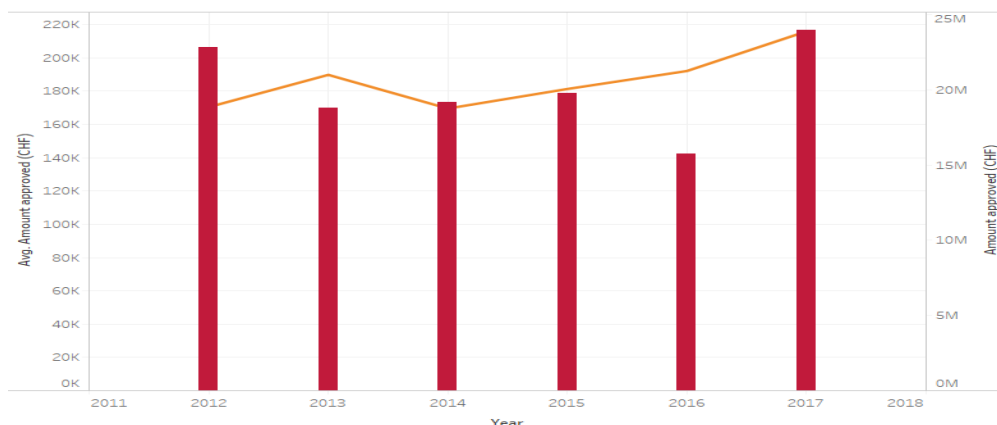
The above mentioned events have also been reflected in the disaster events submitted by National Societies to the IFRC Disaster Management Information System. Compared to 433 reports in 2015, and 490 reports submitted in 2016, 504 reports have been entered in the system in 2017. National Societies have also reported small, localised disasters and epidemic outbreaks (national or local level).

The use of DREF in 2017 was the highest in the past six years. A record amount has been allocated to support National Societies in their response to emergencies and crises. In comparison with the allocations made since the revision of the latest DREF procedures in 2011, and after the exceptionally low figure presented in 2016, 2017 presented an overall record in the amount of allocations. While the amount allocated as loans for emergency appeals continues to be relatively steady, and almost the same as the 6-year average, the amount allocated for grants has been 20 per cent higher than the 6-year average.

As shown in the graph below the average amount per allocation has gradually been increasing in the past four years (orange trendline), which resulted in a 27 per cent increase compared to 2014 in the average amount allocated for an operation.

This increase is mainly due to the increased average amount allocated to loans to emergency appeals and to one movement response operations. In overall it is clearly shown that the maximum one million allocation has been used for loans and also that the average amount of the grant operations has been increasing within the set criteria.

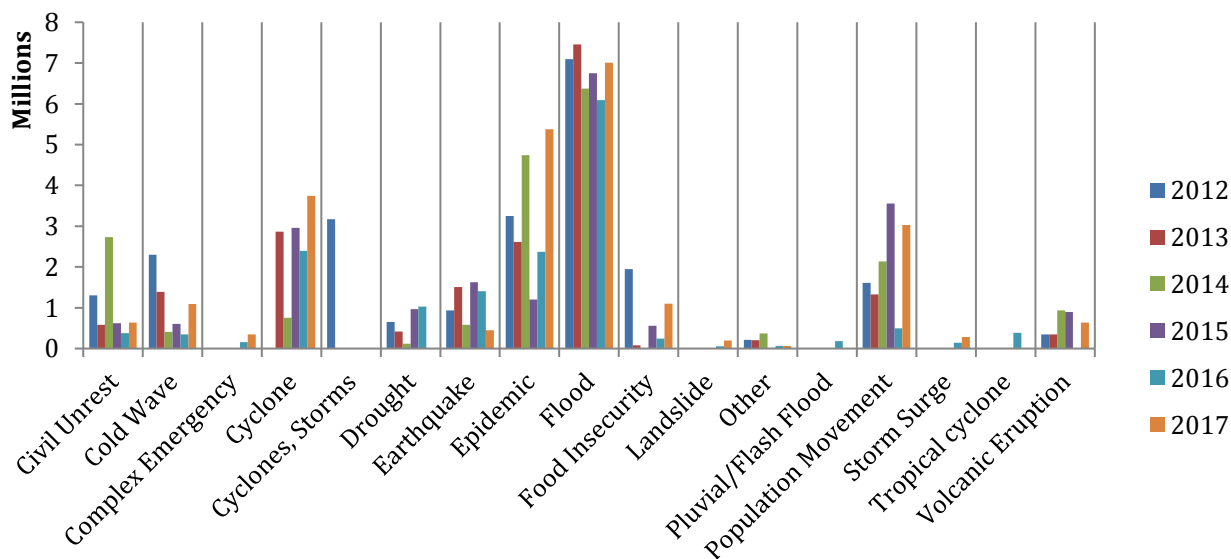




In 2017 there has been a significant increase in requests for large allocations<sup>3</sup>. Compared to the previous year, a 60 per cent increase in the number of operations requesting amount above CHF 300,000 were recorded. In 2017, large allocations represented almost 40 per cent of the total amount of allocations, compared to the 28 per cent in 2016 and the 27 per cent in 2015.

### Response per disaster type

In general, the type of responses requiring DREF allocation has followed the patterns observed in the past years. Flood response operations added up to 30 per cent of the total amount allocated, similar to the previous years. Due to the severe cyclones in the Caribbean, South East Asia and in the Indian Ocean, amount requested to respond to cyclones, typhoons and hurricanes have been the highest ever registered. Allocations requested to respond to epidemics has continued to increase (23 per cent of the total allocated amount), with the main focus of these operations on awareness raising, community surveillance and early action towards epidemics. Requests to respond to population movement has increased and reached almost the amount allocated in 2015 (which was the result of the migration crisis in Europe), however the geographical spread of these operations is more diverse including countries in the Americas, Africa and Asia as well.



<sup>3</sup>Big allocations are defined as allocations above CHF 300,000, and needs to be approved by the USG

In the past six years the DREF had total 81 allocations to slow onset disasters, namely population movement, food insecurity, drought and complex emergency. Based on the statistics from the past six years it seems that it is relatively common to ask support from the DREF to start up an operation, or to conduct a more detailed assessment and provide some basic relief to the affected population to address the basic most urgent needs.

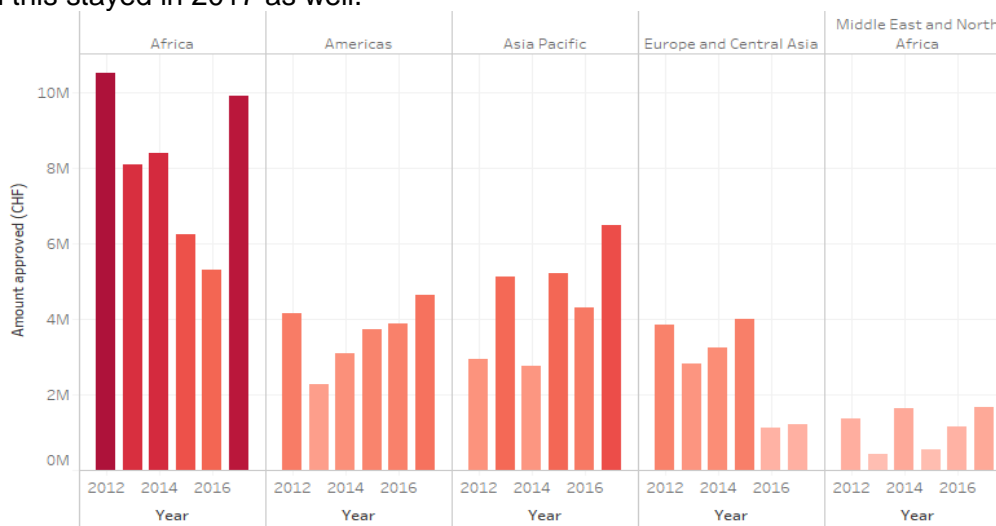
It is important to mention that if a DREF is requested to a slow onset/protracted crisis, still the DREF eligibility criteria applies meaning that there is a peak in the situation that requires an emergency response.

In 2017, three regions have been requesting DREF support to respond to slow onset/protracted situations:

- Americas – Population movement and civil unrest – Venezuela and Colombia
- Africa – Sahel food crisis – 5 countries (Senegal, Chad, Mauritania, Niger and Burkina Faso)
- Asia Pacific – Population movement – Bangladesh (Cox’s Bazaar two DREF allocations)

### Analysis of use of DREF by region

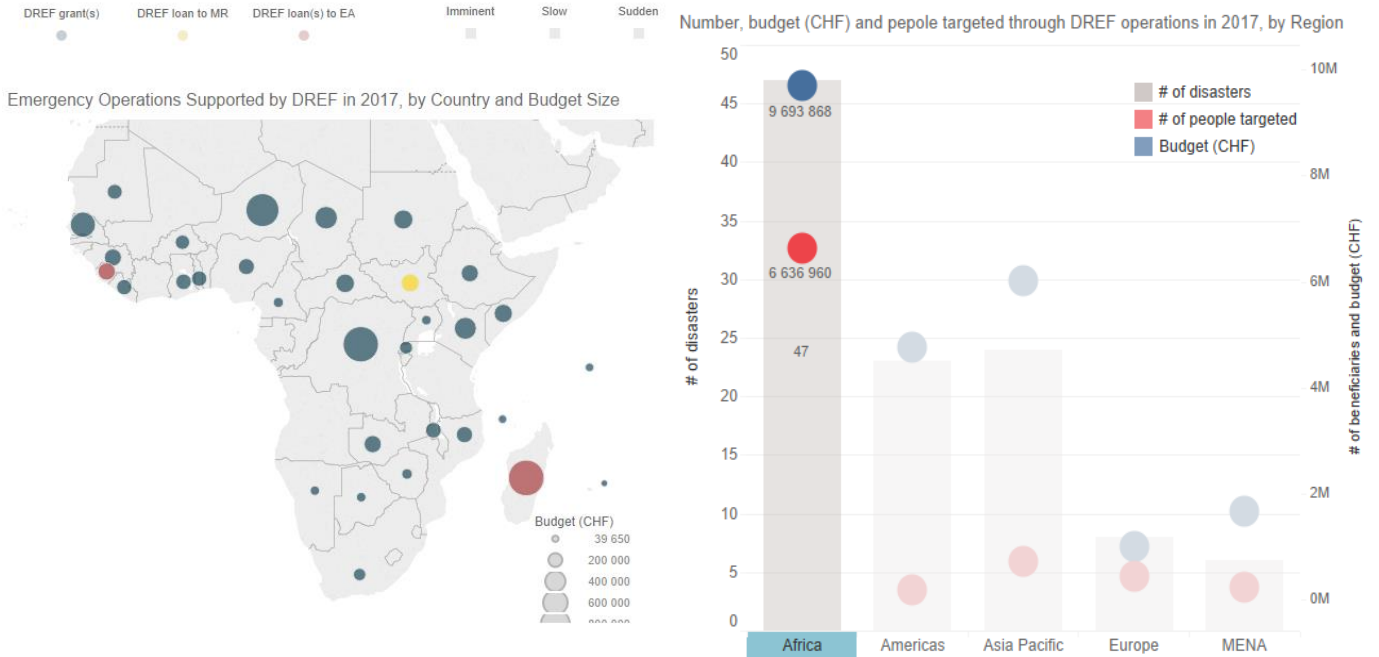
Based on the trends for the past three years presented in the graph below, it is noted that the regional distribution follows the pattern of Africa being the main requester of funds from the DREF followed by Asia Pacific, Americas, Europe and MENA. While the migration situation in Europe required a high level of allocation in both 2014 and 2015, the level of allocations for Europe has reduced significantly in 2016 and this stayed in 2017 as well.



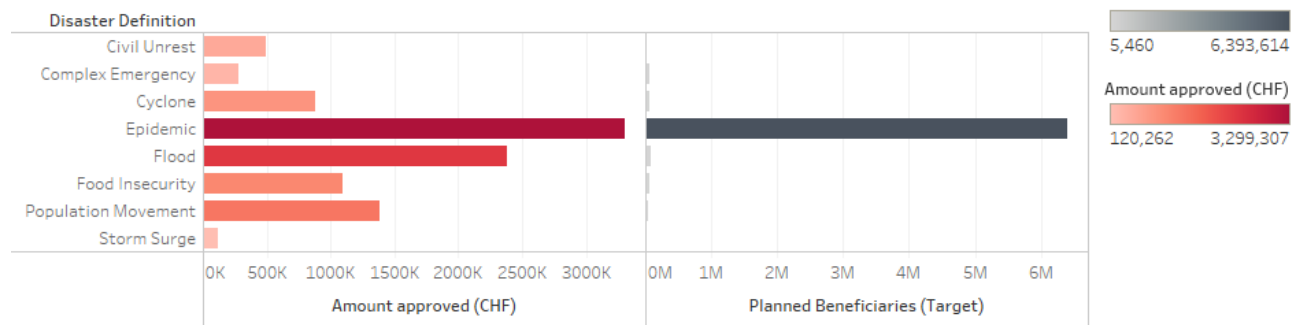
Most of the Large allocations were requested in Asia Pacific, mainly for cyclone and floods operations (floods in India, Bangladesh and Nepal, cyclone in the Philippines and in Vietnam). The highest allocations (almost CHF 1M) as a loan have been for Madagascar plague outbreak, Bangladesh Population Movement, and Yemen Cholera outbreak.

### Africa

With its 47 allocations amounting to more than CHF 9.6M (40% of total) in 2017, the Africa region remains the highest recipient of the DREF. The allocated amount to the region has almost doubled compared to 2016. The highest number of operations were supported in DR Congo (6 operations) followed by Niger (4 operations). Madagascar received two loans for emergency appeals, one to respond to the cyclone Enawo and one to respond to the plague outbreak. DREF allocations in the Africa region also targeted the highest number of people (6,6 million or about 80% of total).



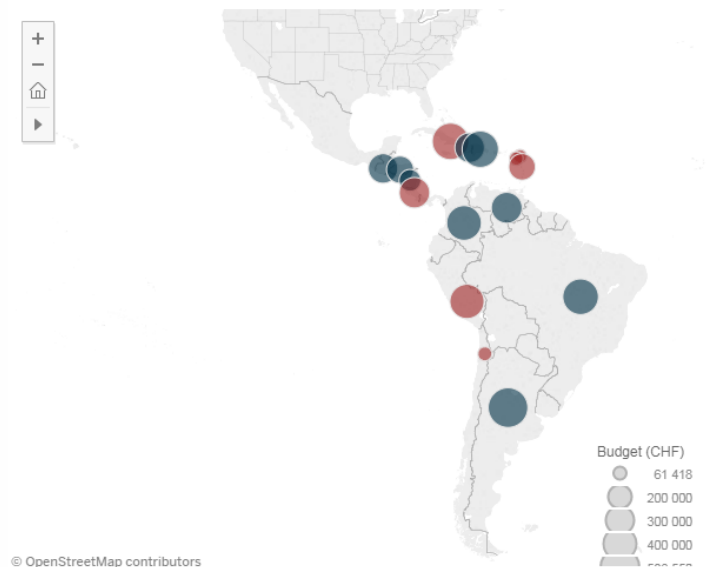
Just like in 2016, epidemics was the main type of emergency event in terms of total allocation amount and targeted beneficiaries in 2017. This was followed by floods and operations related to insecurity and population movement.



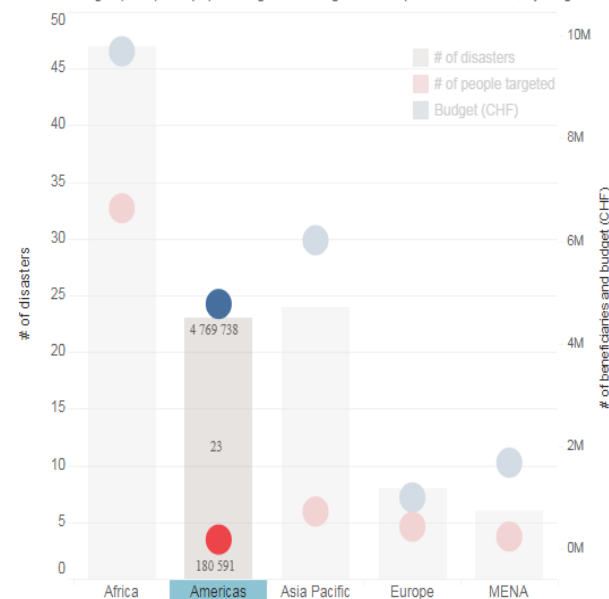
## Americas

With its 27 allocations in 2017, the Americas region reached a record number of allocations; 42 per cent higher than 2016, and 36 per cent higher than the past 5 years average. The total of more than CHF 4.7M corresponds to almost 20 per cent of the total amount allocated. The allocated amount to the region is 20 per cent more than in 2016. The highest number of operations were supported in Argentina (3 operations) and Guatemala (3 operations) followed by Honduras (2 operations) and Brazil (2 operations). DREF has allocated start-up loans to seven emergency appeals for a total amount of CHF 1.6M. Five of these operations were related to the response to the hurricane Maria and Jose in the Caribbean area.

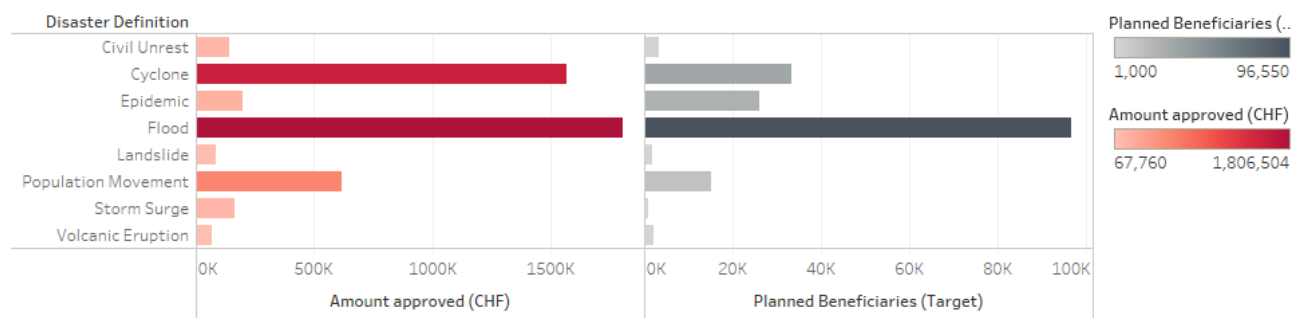
Emergency Operations Supported by DREF in 2017, by Country and Budget Size



Number, budget (CHF) and people targeted through DREF operations in 2017, by Region



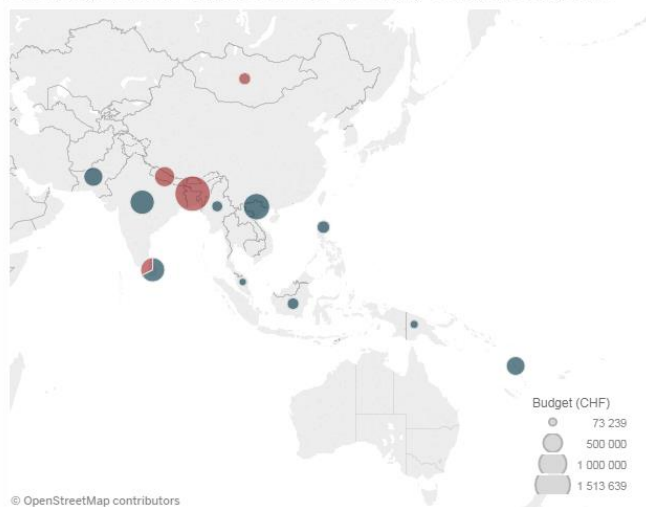
The main disaster response types supported by the DREF in 2017 were floods and hurricanes. This follows the pattern of previous years, however, the amounts requested to respond to civil unrest and population movement operations have reached 4 times higher amount than any previous year.



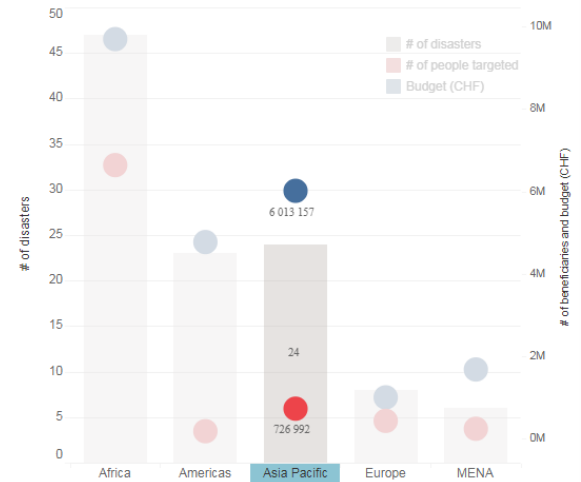
## Asia Pacific

With its 26 allocations in 2017, Asia Pacific has reached a record number of allocations compared to the previous six years. The total of more than CHF 6.4M corresponds to 26.7 per cent of the total amount allocated in 2017. The allocated amount to the region is 50 per cent higher compared to 2016. The highest number of operations were supported in Vanuatu (3 operations) and Vietnam (3 operations) followed by India (2 operations) Myanmar (2 operations) and Pakistan (2 operations). DREF has provided start-up loans to seven emergency appeals for a total amount of CHF 2.7M; three related to the response to monsoon floods, two for cyclones, one for complex emergency and one for cold wave.

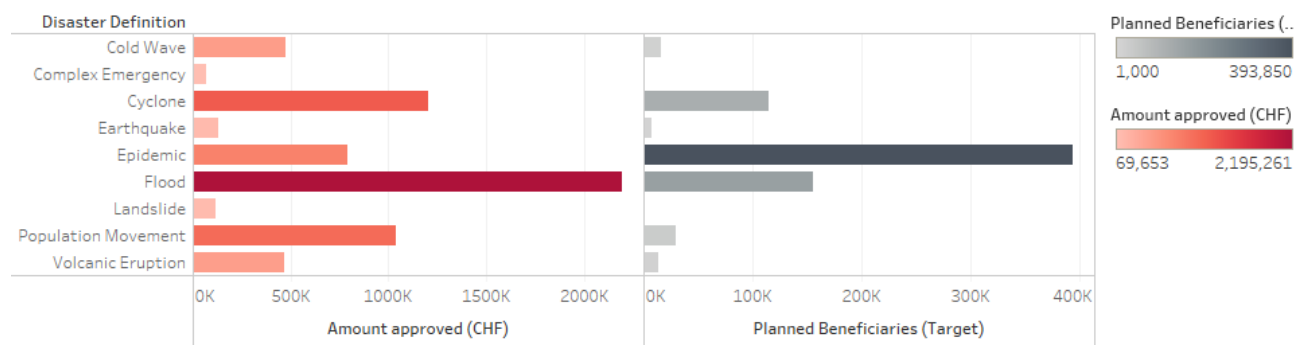
Emergency Operations Supported by DREF in 2017, by Country and Budget Size



Number, budget (CHF) and people targeted through DREF operations in 2017, by Region



While the highest amount of allocations remained for the response to floods and cyclones, the amount allocated for cold wave, population movement, epidemics and complex emergency have not been this high in previous years, and not typical for the region. Volcanic activities have also been registered in the region which increased the demand for support to address imminent disasters (an increase of 33 per cent compared to previous years).



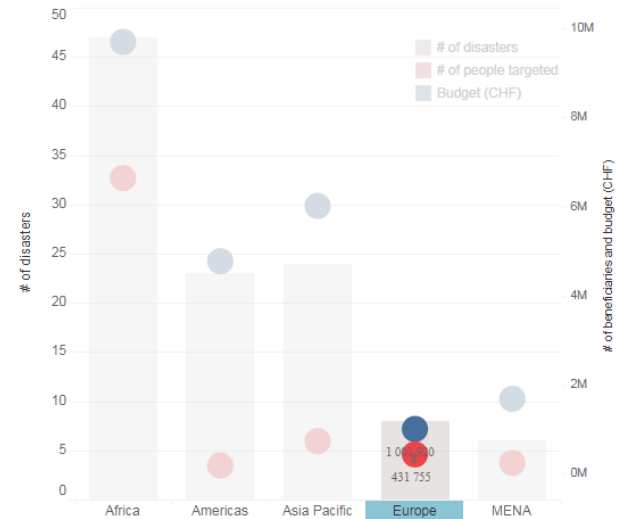
## Europe and Central Asia

With 10 allocations in 2017, Europe and Central Asia followed the trend from last year, as there were no emergencies requiring extraordinary attention, and event types followed regional patterns. The total of more than CHF 1.6M corresponds to 6.7 per cent of the total amount allocated in 2017. The allocated amount to the region is 33 per cent higher than in 2016. The highest number of operations were supported in Tajikistan (2 operations) and Russia (2 operations). There were no start up loans requested from the DREF to support Emergency Appeal operations.

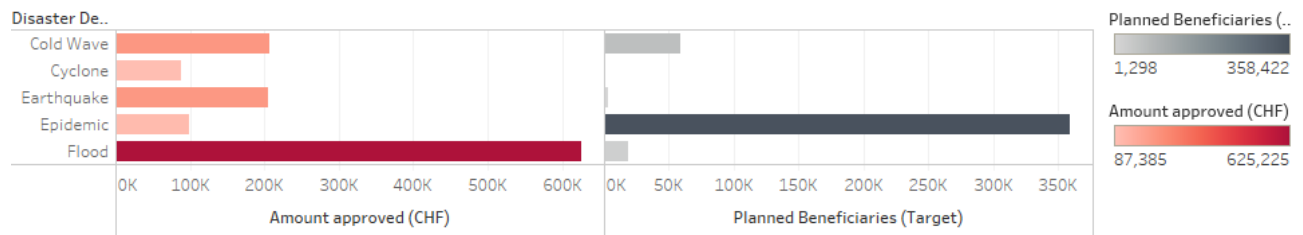
Emergency Operations Supported by DREF in 2017, by Country and Budget Size



Number, budget (CHF) and people targeted through DREF operations in 2017, by Region



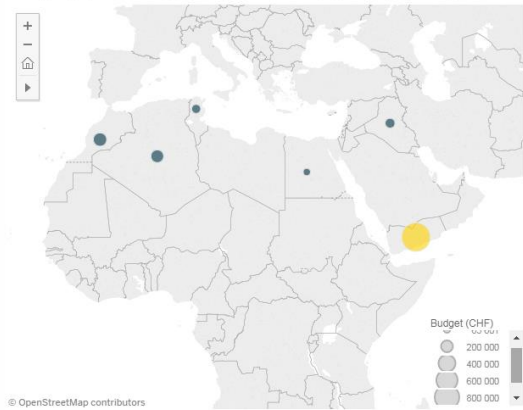
The types of disasters followed the regional patterns of the past few years except 2015, when the migration crisis affected South Eastern Europe. The highest number of operations were launched to respond to meteorological and hydrological disasters (floods, cold wave, storm). The highest number of beneficiaries were reached through the response to the Measles outbreak in Tajikistan, where the NS requested DREF support to contribute to the vaccination campaign through awareness raising and social mobilisation.



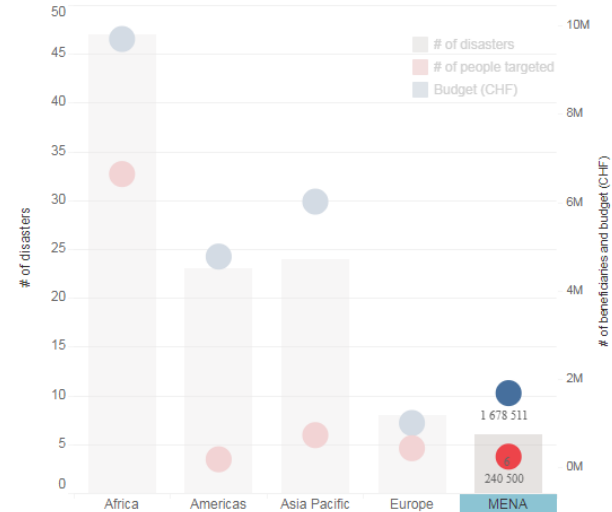
### Middle East North Africa

With 6 allocations in 2017, Middle East and North Africa had the highest number of allocations in the past six years. The total of more than CHF 1.7M corresponds to 7.1 per cent of the total amount allocated in 2017. The allocated amount to the region is 45 per cent higher compared to 2016. Out of the total, almost 60% was allocated as a start-up loan to the 'One International Appeal' in Yemen, which was replenished to the DREF within one month.

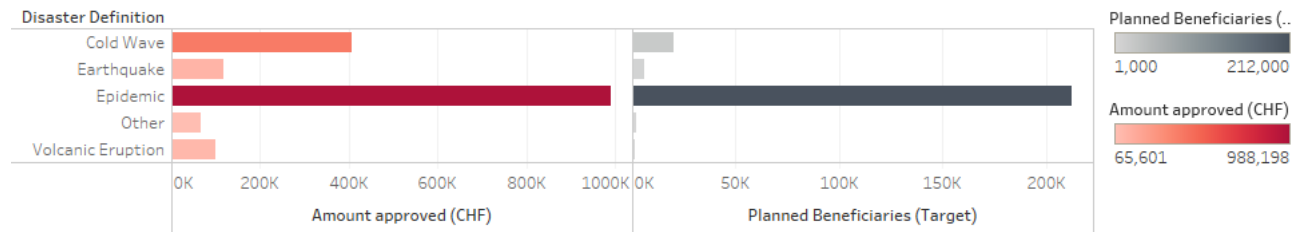
Emergency Operations Supported by DREF in 2017, by Country and Budget Size



Number, budget (CHF) and people targeted through DREF operations in 2017, by Region



The highest amount of allocation and highest number of people reached was registered to respond to the cholera epidemics in Yemen. DREF provided support to the National Societies in Morocco and Algeria to respond to the cold wave. Iraq Red crescent received DREF support to address the needs of the population affected by the earthquake.



## Contributions

The total contributions for 2017 stood at CHF 13,6 million which represents 84 per cent of the appeal target of just over CHF 16,2 million. This does not include DREF funds reimbursed by recipient NS, for instance as DREF loans or when all DREF grants has not been spent in time.

Contributions are made to the DREF either as annual contributions or as or replenishments to specific operations. In 2017, 36 per cent of the total allocations were pledged as replenishment grant.

Multi-year funding agreements with several donors provided stable and predictable funding for the DREF. This is the case for Canadian and Netherlands Governments through the Canadian and Netherlands Red Cross as well as the Spanish and Belgian Governments. Corporate partners such a Medtronic Foundation and Z Zurich Foundation also provide funding through multi-year agreements. Other donors such as The European Commission (CHF 2.7M), the Irish Government (CHF 1.2M) and the Norwegian Red Cross (CHF 2.3M) renewed their annual support of over CHF 1 million to DREF in 2017. The full list of donors is presented in the annual financial report.

In addition to the donations reported in the donors list, the IFRC received CHF 100,000 from the Government of Italy as a contribution to replenish the DREF for the Former Yugoslav Republic of Macedonia operation. The IFRC recognized this contribution in March 2017 and will incorporate it in its 2017 financial report.

## DREF development and improvement

In January 2017 the senior DREF officer position became vacant. The gap was filled by short term secondments. In May, a new senior DREF officer took office. At the same time the DREF officer in Africa became vacant for about 6 months. Due to HR gaps in the DREF team<sup>4</sup> some development tasks planned for 2017 have been postponed. This includes coordination of DREF reviews, capacity building of National Societies and finalization of the DREF procedures review.

In 2017, we experienced an increasing demand for the DREF allocations, which was accompanied by increasing support from DREF donors. Therefore, it was possible to continue our efforts to make the DREF accessible for more National Societies. Based on this trend, the strategic direction for 2018-2019 aims at an increase of average annual turnover from 20 to 30 million Swiss francs by 2019. At the same time, it is important to focus on several factors to contribute to this, such as capacity building of National Societies in high-risk countries to increase the number of allocations to eligible response operations, encouragement of DREF operations as opposed to smaller, underfunded emergency appeals in low-visibility or silent emergencies, and the introduction of the Forecast based-Financing (FbF) window to the DREF. The changes to the DREF will be formalized in the revised procedures for DREF, planned to be issued in 2018.

### Review of the DREF procedures

A review of the DREF procedures was initiated in 2016 through internal consultations with three regions. The remaining consultations were completed in 2017, and in November a consultant was hired to undertake the final revision. The DREF Advisory Group has provided input to the TOR. The revision is expected to be finalized by mid-2018 and new DREF guidelines rolled out by the end of the year.

### Emergency Plan of Action (EPOA)

The EPOA is IFRC's standardised emergency response format, which is being utilized for emergency appeals as well as for DREF operations. The EPOA templates were revised in 2017 and have been rolled out through trainings including the Field Assessment and Coordination Team (FACT) and several disaster management trainings to National Societies. Though it has been proposed that DREF trainings could be an ideal way to disseminate the EPOA, this has not been done explicitly in 2017 due to limited resources. The EPOA will be integrated in DREF trainings in 2018 and all DREF applications are utilizing the new EPOA format. The new EPOA provides gender-segregated details of people targeted and reached by interventions per IFRC Areas of Focus<sup>5</sup>

---

<sup>4</sup> The DREF team as per 2017 was 1 Senior DREF Officer, 1

<sup>5</sup> See IFRC Plan and budget 2016-2020 for further information on Areas of Focus.

## Knowledge management

Although there is no explicit target on Knowledge Management for 2017, there was an intention to conduct DREF reviews and trainings. Due to vacancies in the DREF team, more urgent matters had to be prioritized. However, one DREF review in Senegal and Chad was planned in the end of 2017, which will be completed in first quarter of 2018, and a one-day DREF training was completed in East Africa. This contributed to their better understanding on how to use these tools.

At the same time some lessons learnt and evaluations were conducted in the regional offices related to DREF operations (Cuba, Kenya, Bangladesh, Honduras, Saint Vincent and Grenadines, Rwanda, and DRC).

## Forecast Based Action

In 2017, the DREF has been preparing the space for introducing a Forecast based Financing (FbF) window to the DREF in early 2018. The FbF window will allow for funding of pre-agreed actions to a specific disaster to be automatically allocated based on scientific triggers. The window is initially established as a separate financial pool 'fenced' from the current DREF, but financial contributions with a flexibility to support both mechanisms are being accepted. The FbF window is expected to have a turnover of approx. CHF 1M in 2018 with a steady increase in the coming years.

## Financing of global tool deployment

Together with the IFRC global surge team it has been recognized that there is a need to support effective and timely deployment of surge capacities in case of orange and red level disasters in order to facilitate assessments and provide support to the host national society in developing operational strategy and planning the response with sufficient technical expertise. Therefore, it has been agreed that the DREF can contribute and allocate funds for the initial deployments. A concept note and basic guidance has been developed and shared with the regional offices. The testing of this approach is foreseen for the first half of 2018 upon request from the regions.

## Stakeholder Participation and Feedback

The DREF advisory group, with representation from partner National Societies<sup>6</sup> who are donors to the DREF, works with the Secretariat in promoting efficient use of the fund.

Meetings of the DREF advisory group were held in Beirut in July and in Geneva in December 2017. The DREF advisory groups also held four teleconferences during 2017. The meetings focused on the internal IFRC restructuring effect on the DREF, the link with the use of forecast based financing techniques for imminent crises, and a request for increased application of due diligence for environments with increased financial risk. Members of the DREF advisory group also provided comments on working documents.

A presentation of DREF was shared to a wider groups of stakeholders including donors, as part of the Donor Advisory Groups meeting in Geneva in December 2017.

## Contact information

**For further information specifically related to this report, please contact:**

Eszter Matyeka, Senior Officer DREF, Disaster and Crisis Department; [eszter.matyeka@ifrc.org](mailto:eszter.matyeka@ifrc.org) ; phone +41 22 730 4236; and fax +41 22 733 0395



<sup>6</sup> Partner National Societies are: British Red Cross, Canadian Red Cross, Netherlands Red Cross, Norwegian Red Cross, and Swedish Red Cross

# The Fundamental Principles of the International Red Cross and Red Crescent Movement

**Humanity** The International Red Cross and Red Crescent Movement, born of a desire to bring assistance without discrimination to the wounded on the battlefield, endeavours, in its international and national capacity, to prevent and alleviate human suffering wherever it may be found. Its purpose is to protect life and health and to ensure respect for the human being. It promotes mutual understanding, friendship, cooperation and lasting peace amongst all peoples.

**Impartiality** It makes no discrimination as to nationality, race, religious beliefs, class or political opinions. It endeavours to relieve the suffering of individuals, being guided solely by their needs, and to give priority to the most urgent cases of distress.

**Neutrality** In order to enjoy the confidence of all, the Movement may not take sides in hostilities or engage at any time in controversies of a political, racial, religious or ideological nature.

**Independence** The Movement is independent. The National Societies, while auxiliaries in the humanitarian services of their governments and subject to the laws of their respective countries, must always maintain their autonomy so that they may be able at all times to act in accordance with the principles of the Movement.

**Voluntary service** It is a voluntary relief movement not prompted in any manner by desire for gain.

**Unity** There can be only one Red Cross or Red Crescent Society in any one country. It must be open to all. It must carry on its humanitarian work throughout its territory.

**Universality** The International Red Cross and Red Crescent Movement, in which all societies have equal status and share equal responsibilities and duties in helping each other, is worldwide.

**International Federation of Red Cross and Red Crescent Societies (IFRC)**  
**Disaster and Crisis department**

P.O. Box 372  
CH-1211 Geneva 19  
Switzerland  
Telephone: +41 22 730 4222  
Telefax: +41 22 733 0395  
E-mail: [secretariat@ifrc.org](mailto:secretariat@ifrc.org)  
[www.ifrc.org](http://www.ifrc.org)

# DREF Financial Report

Annual Report 2017

Selected Parameters			
Appeal	MDR00001	Reporting Timeframe	2017
Budget	APPROVED	Budget Timeframe	2017
		Funding Source Split	N

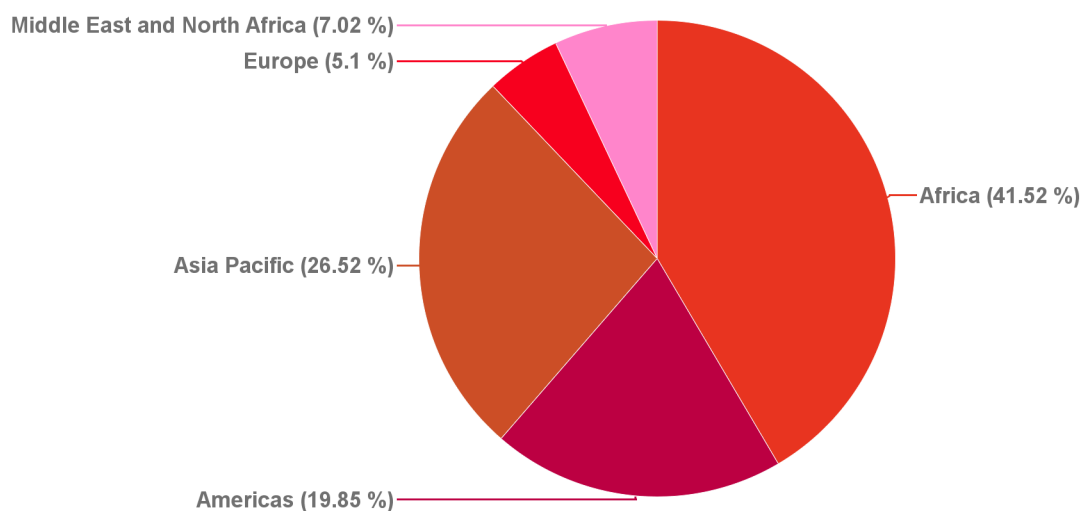
Refreshed on 26-Apr-2018 at 14:59

All figures are in Swiss Francs (CHF)

## 1. IN SUMMARY

<b>DREF ANNUAL TARGET</b>	<b>15,754,403</b>
<b>OPENING BALANCE</b>	<b>17,356,179</b>
CASH CONTRIBUTIONS	13,602,647
INKIND GOODS & TRANSPORT	
INKIND PERSONNEL	10,052
OTHER INCOME	-17,980
<b>TOTAL INCOME</b>	<b>13,594,718</b>
TARGET COVERAGE (INCOME VS TARGET)	86.29%
<b>TOTAL FUNDING</b>	<b>30,950,898</b>
<b>TOTAL EXPENSES</b>	<b>-425,907</b>
<b>NET DREF ALLOC/RMBTS</b>	<b>-15,155,074</b>
<b>CLOSING BALANCE</b>	<b>15,369,917</b>

## DREF ALLOCATIONS BY REGION



### Region Name



# DREF FINANCIAL REPORT

Annual Report 2017

Selected Parameters			
Appeal	MDR00001	Reporting Timeframe	2017
Budget	APPROVED	Budget Timeframe	2017
		Funding Source Split	N

Refreshed on 26-Apr-2018 at 14:59

All figures are in Swiss Francs (CHF)

## 2. FUNDING

Description	Total	Deferred Income
<b>A. OPENING BALANCE</b>		
<b>OPENING BALANCE</b>	<b>17,356,179</b>	
<b>B. INCOME</b>		
<b>CASH CONTRIBUTIONS</b>		
Belgian Federal Government	683,982	701,776
British Red Cross	244,007	
DELTA AIR LINES INC	61,687	
Dominican American Coalition of Massachusetts	855	
European Commission - DG ECHO	2,998,710	
Finland - Private Donors	87	
German Government	1,348,998	
Halliburton	111	
Hewlett Packard Co. Foundation	5,618	
IFRC at the UN Inc	34,375	
Irish Red Cross Society	29,518	
Italian Government Bilateral Emergency Fund	175,000	
Japanese Red Cross Society	89,488	
Lichtenstein - Private Donors	8,685	
Luxembourg Government	175,444	
Luxembourg Red Cross	-273	
Marriott International Inc.	5,111	
Medtronic Foundation	119,816	
Mellon Bank	134	
Mondelez International Foundation	776,701	
National Critical Care and Trauma Centre	-6,279	
Norwegian Red Cross	2,890,359	
On Line donations	3,618	
Pfizer Inc	61,687	
Swedish Red Cross	177,617	
Swiss Government	500,000	
Switzerland - Private Donors	1,208	
The Canadian Red Cross Society	580,333	
The Netherlands Red Cross	1,828,358	
Turkish Red Crescent Society	100,000	
Ultimate Software Group	101,884	
United States Government - PRM	94,547	
United States Government - USAID	16	
United States - Private Donors	28	
United Way	568	
Western Union Foundation	10,651	
Z Zurich Foundation	500,000	
<b>TOTAL CASH CONTRIBUTIONS</b>	<b>13,602,647</b>	<b>701,776</b>
<b>INKIND PERSONNEL</b>		
Swedish Red Cross	10,052	
<b>TOTAL INKIND PERSONNEL</b>	<b>10,052</b>	
<b>OTHER INCOME</b>		
Interest - 3rd Parties	20,533	
Write off & provisions	-38,513	
<b>TOTAL OTHER INCOME</b>	<b>-17,980</b>	

# DREF FINANCIAL REPORT

Annual Report 2017

Selected Parameters			
Appeal	MDR00001	Reporting Timeframe	2017
Budget	APPROVED	Budget Timeframe	2017
		Funding Source Split	N

Refreshed on 26-Apr-2018 at 14:59

## 2. FUNDING

Description	Total	Deferred Income
<b>TOTAL INCOME</b>	<b>13,594,718</b>	<b>701,776</b>
<b>TOTAL FUNDING (incl. Op Balance)</b>	<b>30,950,898</b>	<b>701,776</b>

*\*Funding source data based on information provided by the donor*

# DREF FINANCIAL REPORT

Annual Report 2017

Selected Parameters			
Appeal	MDR00001	Reporting Timeframe	2017
Budget	APPROVED	Budget Timeframe	2017
		Funding Source Split	N

Refreshed on 26-Apr-2018 at 14:59

All figures are in Swiss Francs (CHF)

## 3. EXPENDITURE

Account Group/ Category	Budget	Expenditure	Variance
<b>Land, vehicles &amp; equipment</b>			
Computers & Telecom		240	-240
<b>TOTAL LAND, VEHICLES &amp; EQUIPMENT</b>		<b>240</b>	<b>-240</b>
<b>Personnel</b>			
International Staff	369,214	297,886	71,327
National Staff		4,278	-4,278
<b>TOTAL PERSONNEL</b>	<b>369,214</b>	<b>302,165</b>	<b>67,049</b>
<b>Consultants &amp; Professional Fees</b>			
Consultants	50,000	18,851	31,149
Professional Fees	45,000		45,000
<b>TOTAL CONSULTANTS &amp; PROFESSIONAL FEES</b>	<b>95,000</b>	<b>18,851</b>	<b>76,149</b>
<b>Workshops &amp; Training</b>			
Workshops & Training	10,500	1,338	9,162
<b>TOTAL WORKSHOPS &amp; TRAINING</b>	<b>10,500</b>	<b>1,338</b>	<b>9,162</b>
<b>General Expenditure</b>			
Travel	47,822	22,367	25,455
Information & Public Relations	14,600	986	13,614
Office Costs		170	-170
Communications	6,155	3,018	3,137
Financial Charges		-63	63
Other General Expenses	700		700
Shared Office and Services Costs	64,363	48,359	16,004
<b>TOTAL GENERAL EXPENDITURE</b>	<b>133,639</b>	<b>74,838</b>	<b>58,802</b>
<b>Indirect Costs</b>			
Programme & Services Support Recover	39,543	25,180	14,363
<b>TOTAL INDIRECT COSTS</b>	<b>39,543</b>	<b>25,180</b>	<b>14,363</b>
<b>Pledge Specific Costs</b>			
Pledge Reporting Fees	1,200	3,297	-2,097
<b>TOTAL PLEDGE SPECIFIC COSTS</b>	<b>1,200</b>	<b>3,297</b>	<b>-2,097</b>
<b>TOTAL</b>	<b>649,096</b>	<b>425,907</b>	<b>223,189</b>

# DREF Financial Report

Annual Report 2017

Selected Parameters			
Appeal	MDR00001	Reporting Timeframe	2017
Budget	APPROVED	Budget Timeframe	2017
		Funding Source Split	N

Refreshed on 26-Apr-2018 at 14:59

All figures are in Swiss Francs (CHF)

## 4. DREF ALLOCATIONS BY APPEAL / REGION

Appeal Code	Appeal Name	Type	Start Date	End Date	Grant/Loan	Reimbursement	Net
<b>AFRICA</b>							
MDRAO006	Angola - Yellow Fever	EA	23/02/2016	30/06/2017	0	173,653	-173,653
MDRBF013	Burkina Faso - Floods	DREF	05/08/2016	05/11/2016	0	96,041	-96,041
MDRBF014	Burkina Faso - Food & Nutritional Insecurity	DREF	19/08/2017	19/01/2018	189,679	0	189,679
MDRBW003	Botswana - Floods	DREF	10/03/2017	10/06/2017	82,958	4,510	78,448
MDRCD016	Dem Rep Congo - Floods	DREF	18/12/2015	07/05/2016	0	8,531	-8,531
MDRCD017	DR Congo - Yellow Fever	DREF	19/05/2016	19/08/2016	0	878	-878
MDRCD019	DRC - Gemena Floods	DREF	24/11/2016	23/03/2017	0	12,762	-12,762
MDRCD020	DR Congo - Ebola Virus Disease	DREF	15/05/2017	14/09/2017	381,022	0	381,022
MDRCD021	DR Congo - Population Movement	DREF	14/06/2017	14/11/2017	475,166	0	475,166
MDRCD022	Dem Rep Congo - Population Movement	DREF	18/08/2017	18/12/2017	271,326	0	271,326
MDRCF021	Central African Rep - Cholera	DREF	24/08/2016	23/12/2016	0	16,041	-16,041
MDRCF022	Central African Republic - Strong Winds	DREF	31/03/2017	30/06/2017	195,771	0	195,771
MDRCF023	Central African Rep - Floods	DREF	14/09/2017	14/12/2017	120,337	0	120,337
MDRCM023	Cameroon - Polio Prevention	DREF	07/10/2016	07/12/2016	0	9,814	-9,814
MDRCM024	Cameroon - Train Crash	DREF	03/11/2016	03/01/2017	0	16,670	-16,670
MDRCM025	Cameroon - Flash Floods Santchou	DREF	26/08/2017	26/11/2017	95,161	0	95,161
MDRET017	Ethiopia - Floods	DREF	18/05/2016	16/10/2016	0	31,876	-31,876
MDRET018	Ethiopia - Floods	DREF	23/09/2017	23/02/2018	269,051	0	269,051
MDRGA007	Gabon - Election Preparedness	DREF	21/07/2016	21/11/2016	0	138,449	-138,449
MDRGH011	Ghana - Floods	DREF	10/06/2015	10/09/2015	0	9,181	-9,181
MDRGH013	Ghana - Election Preparedness	DREF	18/11/2016	18/12/2016	0	213	-213
MDRGH014	Ghana - Floods	DREF	21/07/2017	21/10/2017	222,447	0	222,447
MDRGM010	Gambia - Food Insecurity	EA	13/05/2015	13/05/2016	12,145	0	12,145
MDRGM011	Gambia - Election Preparedness	DREF	20/11/2016	31/12/2016	0	11,373	-11,373
MDRGN009	Guinea - Measles	DREF	23/02/2017	23/05/2017	99,008	16,951	82,057
MDRGN010	Guinea - Floods (Nzerekore)	DREF	18/07/2017	18/11/2017	165,801	0	165,801
MDRKE039	Kenya - Drought	EA	23/11/2016	31/07/2018	0	297,808	-297,808
MDRKE040	Kenya - Election Preparedness	DREF	06/07/2017	30/11/2017	349,794	0	349,794
MDRKE041	Kenya - Marburg	DREF	08/11/2017	08/02/2018	90,066	0	90,066
MDRKM006	Comores - Plague Preparedness	DREF	18/10/2017	18/01/2018	67,937	0	67,937
MDRLR002	Liberia - Margibi Floods	DREF	08/07/2016	08/09/2016	0	25,042	-25,042
MDRLR003	Liberia - Election Preparedness	DREF	07/09/2017	31/12/2017	85,027	0	85,027
MDRLR004	Liberia - Floods	DREF	11/10/2017	11/02/2018	127,086	0	127,086
MDRMG012	Madagascar - Tropical Cyclone Enawo	EA	12/03/2017	11/06/2018	150,000	150,000	0
MDRMG013	Madagascar - Plague	EA	06/10/2017	17/06/2018	1,000,000	800,000	200,000
MDRML012	Mali - Floods	DREF	04/08/2016	04/11/2016	0	82,682	-82,682
MDRMR007	Mauritania - Food Insecurity	EA	13/05/2015	13/05/2016	0	6,318	-6,318
MDRMR008	Mauritania - Food Insecurity	DREF	11/08/2017	11/11/2017	206,067	0	206,067
MDRMU001	Mauritius - Plague preparedness	DREF	20/10/2017	20/01/2018	39,650	0	39,650
MDRMW013	Malawi - Karonga Floods	DREF	03/05/2017	03/10/2017	223,930	0	223,930
MDRMZ013	Mozambique - Tropical Cyclone Dineo	DREF	17/02/2017	17/08/2017	241,938	50,004	191,934
MDRNA010	Namibia - Floods	DREF	20/03/2017	20/11/2017	80,202	0	80,202
MDRNE016	Niger - Rift Valley Fever Outbreak	DREF	30/09/2016	31/12/2016	0	13,622	-13,622
MDRNE017	Niger - Meningitis	DREF	16/04/2017	16/06/2017	237,292	0	237,292
MDRNE018	Niger - Hepatitis E Outbreak	DREF	04/07/2017	04/10/2017	249,183	0	249,183
MDRNE019	Niger - Food Crisis	DREF	28/08/2017	25/01/2018	261,041	0	261,041
MDRNE020	Niger - Floods	DREF	11/09/2017	12/01/2018	234,666	0	234,666
MDRNG021	Nigeria - Meningitis	DREF	20/04/2017	31/07/2017	234,843	0	234,843
MDRRW014	Rwanda - Strong Winds	DREF	11/04/2017	15/09/2017	49,122	0	49,122
MDRRW015	Rwanda - Storms	DREF	03/10/2017	03/02/2018	120,262	0	120,262
MDRSC005	Seychelles - Plague Preparedness	DREF	19/10/2017	19/01/2018	66,520	0	66,520
MDRSD025	Sudan - Floods 2017	DREF	09/09/2017	09/12/2017	347,251	0	347,251
MDRSL007	Sierra Leone - Flood and Landslides	EA	15/08/2017	17/03/2019	271,032	271,032	0
MDRSN012	Senegal - Floods	DREF	20/09/2016	20/12/2016	0	47,335	-47,335
MDRSN013	Senegal - Population Movement	DREF	23/01/2017	23/05/2017	230,946	35,595	195,351
MDRSN014	Senegal - Migrants	DREF	09/06/2017	09/09/2017	130,000	79,077	50,923
MDRSN015	Senegal - Food Crisis	DREF	11/08/2017	11/11/2017	207,880	0	207,880

# DREF Financial Report

Annual Report 2017

Selected Parameters			
Appeal	MDR00001	Reporting Timeframe	2017
Budget	APPROVED	Budget Timeframe	2017
		Funding Source Split	N

Refreshed on 26-Apr-2018 at 14:59

## 4. DREF ALLOCATIONS BY APPEAL / REGION

Appeal Code	Appeal Name	Type	Start Date	End Date	Grant/Loan	Reimbursement	Net
MDRSO006	Somalia - Cholera	DREF	16/04/2017	16/07/2017	302,721	75,070	227,651
MDRSS005	South Sudan - Cholera	DREF	29/07/2016	27/12/2016	0	30,112	-30,112
MDRSS006	South Sudan - Complex Emergency	ONE M	08/07/2017	31/12/2018	281,027	281,027	0
MDRTD015	Chad - Food Crisis	DREF	11/08/2017	11/01/2018	233,017	0	233,017
MDRTD016	Chad - Salamat Cholera	DREF	27/10/2017	27/01/2018	227,145	0	227,145
MDRTG006	Togo - Meningitis	DREF	25/02/2016	30/06/2016	0	54	-54
MDRTG007	Togo - Floods	DREF	06/10/2017	06/01/2018	155,229	0	155,229
MDRTG008	Togo - Civil Unrest	DREF	10/11/2017	10/02/2018	62,220	0	62,220
MDRUG039	Uganda - Marburg	DREF	06/11/2017	06/02/2018	84,569	0	84,569
MDRZA007	South Africa - Storm Surge	DREF	19/06/2017	19/09/2017	140,855	7,471	133,384
MDRZM010	Zambia - Population Movement	DREF	26/09/2017	26/02/2018	270,909	0	270,909
MDRZM011	Zambia - Cholera Outbreak	DREF	15/12/2017	18/04/2018	222,351	0	222,351
MDRZW012	Zimbabwe - Cyclone	DREF	21/02/2017	21/05/2017	108,204	49,676	58,528
<b>Total Africa</b>					<b>9,969,854</b>	<b>2,848,867</b>	<b>7,120,987</b>

### AMERICAS

MDR49009	Hurricane Irma - St Kitts and Antigua.	EA	05/09/2017	08/09/2018	125,719	125,719	0
MDRAG003	Antigua & Barbuda - Hurricane Irma	DREF	05/09/2017	05/11/2017	0	0	0
MDRAR010	Argentina - Floods	EA	08/01/2016	08/11/2016	0	38,875	-38,875
MDRAR011	Argentina - Floods	DREF	05/01/2017	05/03/2017	205,468	28,576	176,892
MDRAR012	Argentina - Landslide	DREF	23/01/2017	23/04/2017	85,705	12,098	73,607
MDRAR013	Argentina - Floods	DREF	18/04/2017	18/07/2017	245,377	12,923	232,454
MDRBR008	Brazil - Yellow Fever	DREF	19/03/2017	19/08/2017	200,791	0	200,791
MDRBR009	Brazil - Floods	DREF	14/06/2017	14/09/2017	233,561	0	233,561
MDRBZ005	Belize - Hurricane Earl	DREF	07/08/2016	07/11/2016	0	6,263	-6,263
MDRCL013	Chile - Wildfires	EA	08/02/2017	09/09/2017	67,760	0	67,760
MDRCO012	Colombia - Mudslide	DREF	06/04/2017	06/07/2017	114,534	10,936	103,598
MDRCO013	Colombia - Population Movement	DREF	31/07/2017	31/01/2018	297,157	0	297,157
MDRCR015	Costa Rica - Hurricane Otto	DREF	30/11/2016	15/05/2017	0	59,548	-59,548
MDRCR016	Costa Rica - Floods	EA	11/10/2017	11/07/2018	316,177	316,177	0
MDRCU003	Cuba - Drought	DREF	02/06/2016	17/12/2016	0	20,750	-20,750
MDRCU004	Cuba - Hurricane Irma	EA	15/09/2017	15/09/2018	453,459	453,459	0
MDRDM003	Dominica - Hurricane Maria	EA	21/09/2017	21/12/2018	239,232	239,232	0
MDRDO010	Dominican Republic - Hurricane Irma	DREF	07/09/2017	06/01/2018	450,614	0	450,614
MDRGT009	Guatemala - Drought	EA	03/11/2015	04/03/2017	0	793	-793
MDRGT010	Guatemala - Civil Unrest	DREF	08/09/2017	08/11/2017	59,757	0	59,757
MDRGT011	Guatemala - Floods	DREF	29/09/2017	29/12/2017	63,140	0	63,140
MDRGT012	Guatemala - Floods Alta Verapaz	DREF	09/11/2017	09/03/2018	174,052	0	174,052
MDRHN010	Honduras - Population Movement	DREF	29/09/2016	01/03/2017	0	36,958	-36,958
MDRHN011	Honduras - Floods	DREF	08/11/2017	08/02/2018	168,961	0	168,961
MDRHN012	Honduras - Civil Unrest	DREF	04/12/2017	04/03/2018	82,501	0	82,501
MDRHT014	Haiti - Hurricane Irma	DREF	07/09/2017	07/11/2017	298,588	158,695	139,893
MDRJM004	Jamaica - Hurricane Matthew	DREF	07/10/2016	07/12/2016	0	124,009	-124,009
MDRKN001	Saint-Kitts and Nevis - Hurricane Irma	DREF	05/09/2017	05/11/2017	0	0	0
MDRLC003	Saint Lucia - Hurricane Mathiew	DREF	14/10/2016	14/02/2017	0	33,848	-33,848
MDRNI007	Tropical Storm	DREF	05/10/2017	05/02/2018	162,543	0	162,543
MDRPA012	Panama - Hurricane Otto	DREF	02/12/2016	02/04/2017	0	57,700	-57,700
MDRPE011	Peru - Earthquake	DREF	24/08/2016	24/11/2016	0	58,576	-58,576
MDRPE012	Peru - Floods	EA	22/02/2017	22/06/2018	399,768	0	399,768
MDRVE003	Venezuela - Operational Support	DREF	31/05/2017	30/11/2017	321,408	0	321,408
<b>Total Americas</b>					<b>4,766,272</b>	<b>1,795,135</b>	<b>2,971,137</b>

### ASIA PACIFIC

MDRBD017	Bangladesh - Floods	EA	07/08/2016	31/07/2017	0	227,854	-227,854
MDRBD018	Bangladesh - Population Movement	EA	13/01/2017	30/06/2019	963,858	963,858	0
MDRBD019	Bangladesh - Cyclone Mora	EA	31/05/2017	31/05/2018	110,111	110,111	0
MDRBD020	Bangladesh - Floods	EA	23/08/2017	31/08/2018	439,670	439,670	0
MDRID011	Indonesia - Aceh Earthquake	DREF	10/12/2016	31/05/2017	0	45,640	-45,640

# DREF Financial Report

Annual Report 2017

Selected Parameters			
Appeal	MDR00001	Reporting Timeframe	2017
Budget	APPROVED	Budget Timeframe	2017
		Funding Source Split	N

Refreshed on 26-Apr-2018 at 14:59

## 4. DREF ALLOCATIONS BY APPEAL / REGION

Appeal Code	Appeal Name	Type	Start Date	End Date	Grant/Loan	Reimbursement	Net
MDRID012	Indonesia - Volcanic Eruption Mt Agung	DREF	26/09/2017	26/02/2018	210,417	0	210,417
MDRIN018	India - North East Floods	DREF	28/07/2017	27/11/2017	323,333	0	323,333
MDRIN019	India - Bihar Floods	DREF	22/08/2017	31/12/2017	397,440	0	397,440
MDRLA004	Laos - Floods	DREF	26/08/2016	30/11/2016	0	3,204	-3,204
MDRLK006	Sri Lanka - Floods & Landslides	EA	30/05/2017	31/07/2018	228,000	228,000	0
MDRLK007	Sri Lanka - Dengue	DREF	24/07/2017	28/02/2018	475,924	0	475,924
MDRMM007	Myanmar - Floods	DREF	18/08/2016	31/12/2016	0	67,741	-67,741
MDRMM008	Myanmar - Complex Emergency	DREF	19/01/2017	19/07/2017	69,653	12,579	57,074
MDRMM009	Myanmar - Cyclone Mora	DREF	09/06/2017	30/09/2017	83,397	0	83,397
MDRMN006	Mongolia - Severe Winter	EA	02/01/2017	02/02/2018	177,349	0	177,349
MDRMY003	Malaysia - Floods	DREF	09/02/2017	31/07/2017	73,239	3,088	70,151
MDRNP009	Nepal - Monsoon Floods and Landslides	EA	15/08/2017	31/12/2018	497,099	497,099	0
MDRPG006	Papua New Guinea - Measles	DREF	01/11/2017	01/02/2018	88,808	0	88,808
MDRPH021	Philippines - Typhoon Sarika	DREF	19/10/2016	31/01/2017	0	17,333	-17,333
MDRPH023	Philippines - Typhoon Nock-ten	EA	28/12/2016	31/12/2017	0	100,000	-100,000
MDRPH024	Philippines - Surigao Earthquake	DREF	14/02/2017	31/05/2017	127,672	7,775	119,897
MDRPH025	Philippines - Returnees	DREF	31/03/2017	31/08/2017	72,088	24,624	47,464
MDRPH026	Philippines - Tropical Storm Tembin	EA	21/12/2017	31/12/2018	313,498	0	313,498
MDRPH013	Pakistan - Balochistan Floods/Snowfall 2017	DREF	10/02/2017	10/05/2017	299,911	33	299,878
MDRPH014	Pakistan - Dengue Outbreak KP	DREF	18/09/2017	18/12/2017	143,429	0	143,429
MDRSB005	Solomon Islands - Dengue Outbreak	DREF	02/11/2016	28/02/2017	0	8,665	-8,665
MDRSB006	Solomon Island - Earthquake	DREF	23/12/2016	31/05/2017	0	19,647	-19,647
MDRTP004	Timor Leste - Drought	EA	16/04/2016	30/06/2017	0	133,152	-133,152
MDRVN014	Vietnam - Floods	EA	27/10/2016	31/08/2017	0	81,151	-81,151
MDRVN015	Vietnam - Typhoon Doksuri	DREF	24/09/2017	24/11/2017	236,580	0	236,580
MDRVN016	Vietnam - Floods	DREF	23/10/2017	23/01/2018	236,480	0	236,480
MDRVN017	Vietnam - Typhoon Damrey	DREF	10/11/2017	10/02/2018	375,474	0	375,474
MDRVU003	Vanuatu - Dengue Fever Outbreak	DREF	26/01/2017	31/05/2017	80,910	21,847	59,063
MDRVU004	Vanuatu - Tropical Storm Donna	DREF	19/05/2017	31/10/2017	88,060	0	88,060
MDRVU005	Vanuatu - Volcano Eruption	DREF	29/09/2017	31/03/2018	255,278	0	255,278
<b>Total Asia Pacific</b>					<b>6,367,678</b>	<b>3,013,071</b>	<b>3,354,607</b>

### EUROPE

MDRAL006	Albania - Floods	DREF	19/11/2016	19/03/2017	0	25,173	-25,173
MDRAL007	Albania - Floods	DREF	09/12/2017	09/05/2018	222,915	0	222,915
MDRBY007	Belarus - Extreme Winter Conditions	DREF	20/01/2017	20/05/2017	111,431	14,585	96,846
MDRGR002	Greece - Floods	DREF	27/11/2017	27/03/2018	55,058	0	55,058
MDRHU006	Hungary - Hailstorm	DREF	26/06/2017	31/10/2017	87,385	6,090	81,295
MDRKG012	Kyrgyzstan - Earthquakes	DREF	15/05/2017	15/08/2017	205,918	2,264	203,654
MDRMK007	Macedonia (FYR) - Floods	DREF	17/08/2016	17/12/2016	0	4,617	-4,617
MDRMK008	Macedonia (FYR) - Extreme Winter Conditions	DREF	23/01/2017	23/04/2017	95,819	2,743	93,076
MDRRU020	Russia - Floods	DREF	20/06/2016	20/11/2016	0	6,660	-6,660
MDRRU021	Russia - Floods	DREF	21/05/2017	21/09/2017	295,697	14,617	281,080
MDRTJ025	Tajikistan - Measles Outbreak	DREF	12/05/2017	12/08/2017	99,057	1,291	97,766
MDRTJ026	Tajikistan - Floods	DREF	07/07/2017	07/10/2017	51,555	1,148	50,407
MDRXK001	Kosovo - Floods	DREF	23/11/2016	23/03/2017	0	6,019	-6,019
<b>Total Europe</b>					<b>1,224,835</b>	<b>85,207</b>	<b>1,139,628</b>

### MIDDLE EAST AND NORTH AFRICA

MDRDZ002	Algeria - Floods	DREF	30/10/2015	30/05/2016	0	40,143	-40,143
MDRDZ003	Algeria - Cold Wave	DREF	26/01/2017	26/04/2017	193,553	0	193,553
MDREG014	Egypt - North Sinai Attack	DREF	30/11/2017	28/05/2018	65,601	0	65,601
MDRIQ009	Iraq - Earthquake	DREF	01/12/2017	01/03/2018	117,363	0	117,363
MDRMA007	Morocco - Cold Wave	DREF	02/03/2016	02/05/2016	0	53,152	-53,152
MDRMA008	Morocco - Cold Wave	DREF	25/01/2017	25/04/2017	213,679	26,393	187,286
MDRTN006	Tunisia - Forest Fire	DREF	10/08/2017	10/11/2017	106,490	0	106,490
MDRYE005	Yemen - Flash Floods	DREF	21/04/2016	21/11/2016	0	8,283	-8,283
MDRYE006	Yemen - AWD/Cholera & NS Op Cap Strengh. and OD	ONE M	30/06/2017	31/12/2017	988,198	988,198	0

# DREF Financial Report

Annual Report 2017

Selected Parameters			
Appeal	MDR00001	Reporting Timeframe	2017
Budget	APPROVED	Budget Timeframe	2017
		Funding Source Split	N

Refreshed on 26-Apr-2018 at 14:59

## 4. DREF ALLOCATIONS BY APPEAL / REGION

Appeal Code	Appeal Name	Type	Start Date	End Date	Grant/Loan	Reimbursement	Net
		Total	Middle East and North Africa		1,684,884	1,116,169	568,715
<b>TOTAL DREF ALLOCATIONS</b>					<b>24,013,523</b>	<b>8,858,449</b>	<b>15,155,074</b>

# DREF Financial Report

Annual Report 2017

Selected Parameters			
Appeal	MDR00001	Reporting Timeframe	2017
Budget	APPROVED	Budget Timeframe	2017
		Funding Source Split	N

Refreshed on 26-Apr-2018 at 14:59

All figures are in Swiss Francs (CHF)

## 5. DREF ALLOCATIONS/REIMBURSEMENTS BY OPERATION TYPE

	Grant/Loan	Reimbursement	Net
<b>PREVIOUS YEARS REIMBURSEMENTS</b>			
Africa	12,145	1,028,454	-1,016,309
Americas	0	437,320	-437,320
Asia Pacific	0	704,386	-704,386
Europe	0	42,469	-42,469
Middle East and North Africa	0	101,578	-101,578
<b>Total Previous Years Reimbursements</b>	<b>12,145</b>	<b>2,314,207</b>	<b>-2,302,063</b>
<b>EMERGENCY APPEAL LOANS - 2017</b>			
Africa	1,421,032	1,221,032	200,000
Americas	1,602,115	1,134,587	467,528
Asia Pacific	2,729,585	2,238,738	490,847
<b>Total Emergency Appeal Loans 2017</b>	<b>5,752,732</b>	<b>4,594,357</b>	<b>1,158,375</b>
<b>DREF OPERATIONS GRANTS - 2017</b>			
Africa	8,255,650	318,354	7,937,296
Americas	3,164,157	223,227	2,940,930
Asia Pacific	3,638,093	69,946	3,568,147
Europe	1,224,835	42,738	1,182,097
Middle East and North Africa	696,686	26,393	670,293
<b>Total DREF Operations Grants 2017</b>	<b>16,979,421</b>	<b>680,659</b>	<b>16,298,762</b>
<b>ONE MOVEMENT - LOANS 2017</b>			
Africa	281,027	281,027	0
Middle East and North Africa	988,198	988,198	0
<b>Total One Mvt Loans 2017</b>	<b>1,269,225</b>	<b>1,269,225</b>	<b>0</b>
<b>TOTAL</b>			
Africa	9,969,854	2,848,867	7,120,987
Americas	4,766,272	1,795,135	2,971,137
Asia Pacific	6,367,678	3,013,071	3,354,607
Europe	1,224,835	85,207	1,139,628
Middle East and North Africa	1,684,884	1,116,169	568,715
<b>Total</b>	<b>24,013,523</b>	<b>8,858,449</b>	<b>15,155,074</b>