

www.ifrc.org
Saving lives,
changing minds.

Emergency Plan of Action: Operation update 2

Guinea Bissau: Storm

 International Federation
of Red Cross and Red Crescent Societies

DREF Operation n° MDRGW003	GLIDE n° ST-2018-000083-GNB
Operation update 2; 31 October 2018	Timeframe covered by this operation update: 16 July to - 16 October 2018
Operation start date: 9 July 2018	Expected timeframe: 4 months, (End date: 9 November 2018) Requesting a 1 month no-cost extension until 9 December 2018
Operation budget: CHF 273,597	
N° of people to be assisted: - 3,374 (303 households). Initially target numbers were 2,485 people corresponding to 355 households.	
Red Cross Red Crescent Movement Partners actively involved in the operation: IFRC – ICRC, Luxembourg Red Cross, IFRC Livelihoods Resource Centre (Spanish RC).	
Other partner organisations actively involved in the operation: Civil Protection – Government – European Union (ECHO) – UN Agencies: FAO, UNDP, UNICEF and WFP OCHA Mission (Dakar Regional Office)	

Summary of major revisions made to the emergency plan of action:

Through this operations update, Guinea Bissau Red Cross Society (CRGB) is seeking a one-month no cost extension to this operation, with a new end date of 9 December 2018, in order to complete the implementation of activities and ensure appropriate monitoring and evaluation of results. In particular, the one-month extension will allow CRGB to finalize the implementation of cash distribution activities to beneficiaries as well as certain initiatives under the Wash component. The delay is due to the fact that Cash is a new implementation modality for the CRGB, therefore it has been taking longer to train the team adequately, select the service providers as well as establish cash SOPs. The one-month extension will allow the operation to complete all activities as indicated in the plan of action.

Number of people to be reached and locations have been slightly revised in response to data collected during the detailed targeting and registration of beneficiaries that took place in early August 2018. The number of people per HH were found to be higher than initially reported, therefore 3374 people are being targeted instead of 2,485 in 303 households instead of 355. No changes are being made to the budget since the operation is not carrying out extra activities and there is available budget remaining thanks to close monitoring.

A. SITUATION ANALYSIS

Description of the disaster

On 27 June 2018, Guinea Bissau suffered violent winds of 80 km to 120 km/h (according to the National Meteorological Agency), which affected hundreds of houses and dozens of infrastructures (37 schools affected according to a communication of the Ministry of Education sent to UNICEF).

According to the Civil Protection's initial provisional assessment, some 2,000 families/11,541 people were affected, and 420



houses were destroyed in Bissau, the capital. Three (3) deaths were also reported and 800 people are currently displaced into other regions.

The initial assessment conducted between June 28 and July 15¹ by the CRGB Bissau found damages to 336 houses. The areas identified as the most affected are located in **Bissau city (Autonomous Sector of Bissau)**, specifically in the **districts of Antula and Djolo-GabuZinho**.

Table 1. Assessment of damages in Bissau, Source: Red-Cross of Guinea Bissau assessment (15/7/2018)

Distribution day in Antula (Bissau) © CRGB/IFRC Bissau

	Houses	Households	People
Totally destroyed houses	115	230	1,610
Partially destroyed houses	211	422	2,954
Total houses affected	336	652	4,564

	Houses	Households	People
Host households	-	184	1,288

The storm impacted families living in houses that are more vulnerable to winds, either because of their location or because of improper installation of the roof. The affected houses are spread in the peri-urban area of Bissau, which presents quasi-rural characteristics (low and spaced constructions, crop fields adjacent to houses, large plots without enclosure wall, roads not well structured and unpaved). The typology of houses in the area is very homogenous and vulnerable to strong winds.

The violent winds have impacted houses mainly by ripping off **roofs**. As a result, **household items and food stocks** were exposed to rains, winds, and to the impact of fallen roof components and consequently, loss or degradation at different levels, depending on the ability of the families to recover them more or less rapidly, and to keep them safe in another house. Besides, even the **unbaked earthen walls** of the affected houses that remained exposed have been badly damaged by rain water and this loss of resistance has led to their total or partial destruction. The closing superstructures of the **latrines and showers** of affected houses have been damaged.

The IFRC support mission deployed to Guinea Bissau from 10 to 14 July, revised with the CRGB the need assessment and the operational strategy, highlighting that the storm had especially impacted the population in the following ways:

- **Shelter and NFIs (non-food items):** Partial and total damages, mainly to roofs and walls. Damages to and loss of household items, mainly mattresses, mats, kitchen tools, plastic buckets. Risk of vulnerability of host houses to winds and worsening of the situation if other storms hit during the rainy season.
- **Food security and livelihoods:** loss of food stocks, loss of productive assets (small cattle, poultry or agricultural implements), reduced quantity and quality of food consumption. Pressure on host families for the sharing of supplies. Negative impact on revenues, loss of tools, stocks.
- **Water and sanitation:** the major impact on sanitation is overuse of the latrines and water sources of host houses, and the risk of contamination of water wells used for drinking and cooking.
- **Health:** risks of waterborne diseases if the deterioration in health conditions is extended.

The CRGB focused its intervention on the first three sectors, as detailed in the operational strategy below, given its main operational strengths and in coordination with partners.

Summary of the current response

Overview of the action of the host National Society

The Red Cross Society of Guinea Bissau was one of the first humanitarian actors to position itself for the assessment and response to the populations affected by the storm. The National Society has shown remarkable volunteer mobilization capacity, despite its limited financial resources, and has carried out assessments in all affected districts in Bissau, mobilizing over 150 volunteers between June 25 and July 15² for its conduct and the analysis of 336 questionnaires.

Civil Protection relies on the Red Cross as an actor in the national disaster preparedness and response system and, during the joint CP/RC/UN assessment, it called for the strengthening of the coordination and collaboration between the two institutions. Civil Protection and the representatives of the UN System called on the National Society to participate in

¹ Most of the assessment was finalized before the arrival of the two delegates deployed by the IFRC (July 10); however, there are still two districts to finalize: Antula and Bor (on the outskirts of Bissau).

² Most of the assessment was finalized before the arrival of the two delegates deployed by the IFRC (July 10); however, there are still two districts to finalize: Antula and Bor (on the outskirts of Bissau)

the 12 July joint assessment. Representatives of the CRGB participated in the preparation, field evaluation and data analysis work of the assessment.

The CRGB has been providing direct support to the population affected by the storm thanks to this DREF operation, as detailed in the sections below. 150 volunteers have been trained and mobilized for this operation, alongside the technical team of the National Society.



Action of the International Red Cross and Red Crescent Movement in the country

IFRC responded to the NS's support request through the approval of this operation, as well as various technical missions in support of the CRGB, as detailed in section C. Two RDRTs (Shelter and Cash profiles) have been deployed to assist the NS. IFRC Dakar Cluster Disaster Management (DM) Unit also carried out two missions in July and August 2018.

ICRC are present in the country and provided support to CRGB, since they are one of the principal partners of the NS and supported them during the initial assessment. The RDRT deployed for the operation continue to closely collaborate and coordinate with ICRC in the country. This first experience of CRGB on cash is providing the opportunity to strengthen its capacity on new methodologies and operational approaches which might be later pursued by the ICRC delegation.

Action of non-Red Cross/Red Crescent actors in the country

The Government of Guinea Bissau (through Civil Protection) submitted a first assessment of the impact three days after the storm (30 June). On the 5 of July, the WFP (UN Agency assuming the leadership of the UN System in Guinea Bissau) received a call from the Government for support in a rapid assessment of the damages.

The rapid interagency assessment organised by OCHA was carried out on 12th of July, with the participation of: Civil Protection and the City Council of Bissau, the UN Agencies (WFP, OCHA, UNDP, UN-HABITAT, etc), the Guinea Bissau RCS and the two IFRC Delegates deployed by the Sahel Cluster.

The Government, through the Civil Protection, provided support to families affected by the storm with food items (rice bags) and the provision of zinc roofing plates³. The CRGB maintains a close coordination with the Civil Protection to avoid overlaps and ensure synergies. The list of beneficiaries and implementation areas were reviewed with partners to coordinate the response.

³ Around 12,362 zinc plates were distributed in the affected districts of Bissau.

The CRGB is maintaining also a close coordination with external partners on the activities of the operation, in particular with the WFP. Moreover, the CRGB engaged in close collaboration with the Meteorological Agency of Guinea Bissau and conveyed early warning messages to the population about recent risks of floods. Apart from the Government and the CRGB, not many other organisations were able to mobilize resources for direct support to affected households.

Needs analysis and scenario planning

Needs analysis

The findings of the Civil Protection/Red-Cross/UN joint assessment confirm the findings of the first needs analysis carried out by the National Society described in the DREF's EPoA: **food, support to water treatment and storage, awareness-raising on sanitation and hygiene, household items, Shelter materials.**

Furthermore, the rapid assessment of the CRGB confirmed also the need for **training/awareness-raising on concepts of safer construction and house strengthening materials.** At the same time, **direct support to host families** is considered to be indispensable to alleviate the risks of tensions, ensure food security and basic conditions of hygiene and cleanliness, both for host families and displaced families.

Households affected by the storm have been displaced across various neighbourhoods and changed location multiple times. The CRGB, throughout this operation has undertaken several analysis and assessments to update the needs and inform operational planning, mostly in three steps:

1. The **first rapid assessments** were conducted immediately after the storm, allowing the CRGB to provide data to authorities as well as launch the DREF operation;
2. The support mission in early July **confirmed the main needs, revised the operational strategy** as well as identified the areas most affected by the storm, namely *Antula and Djolo- GabuZinho*. There, the CRGB identified around 221 houses which had been destroyed. Based on the needs detailed below, 355 households were indicated in Operations update n.1 for support from this DREF.

The needs by sector confirmed through this second analysis were:

Shelter:

- Support to affected households for the reconstruction/repair of affected houses. In this period, only repair actions (roofs, walls) for partially destroyed houses was possible; reconstruction activities for destroyed houses cannot be initiated before the end of the rainy season (October). In that respect, it is important to support the host households (as a temporary shelter solution for affected families).
- Support to the reinforcement of houses against winds.
- Community awareness-raising and training on aspects of preparation and reinforcement of constructions with safer techniques.

Non-food items NFIs:

- Directly affected households (partially or totally destroyed houses) need support to recover essential household items (mattresses, mats, kitchen equipment, bowls etc)
- The needs are highly varied and depend on the number of household members, the level of damage/impact, or the capacity of families to protect/recover items.

Food security and livelihoods:

- Food assistance (basic foodstuff) was raised as one of the needs to respond to immediately.
- The direct impacts on food security and livelihoods (loss of food stocks, loss of productive assets, or loss of IGA or of customers) and the indirect impacts (increase in household expenditures) have had an immediate consequence to affected households' food consumption and increased economic pressure on host families.

Water and sanitation:

- The primary needs in terms of water and sanitation are related to protection against and prevention of the transmission of waterborne diseases. In that respect, the needs are concentrated in the following areas:
 - ensuring access to safe drinking water mainly through water treatment and conservation.
 - recover and improve access to latrines (rebuild affected latrines and increase the number of latrines in host households)
 - raise population's awareness on risks related to water, hygiene and sanitation (awareness-raising on good practices)

- Detailed targeting:** the CRGB conducted a detailed targeting of beneficiaries, primarily in the most affected districts of Antula and Djolo- GabuZinho. After completing the detailed targeting, which showed that several affected households changed district, the CRGB in coordination with the Civil Protection extended the targeting to the Sao Paulo and Barrio Militar districts. The data collected with Kobo allowed the CRGB to confirm the number of people in need of assistance in these districts, as well as collect information on their conditions and vulnerabilities to inform the operation. Overall, a total of 3374 people residing in 303 Household has been retained as the final list of beneficiaries.

During the operation Bissau city was affected by another storm and some additional houses were completely or partially destroyed. Some of these people requested assistance to CRGB. The CRGB then carried out detailed assessment in early September (from 5 to 8 September) and interviews with people that were requesting assistance or claiming that their needs had not been considered. This allowed the finalization of the list based on triangulation of data and field assessments. Following this, a small number of people affected by the second storm were included in the final beneficiary lists.

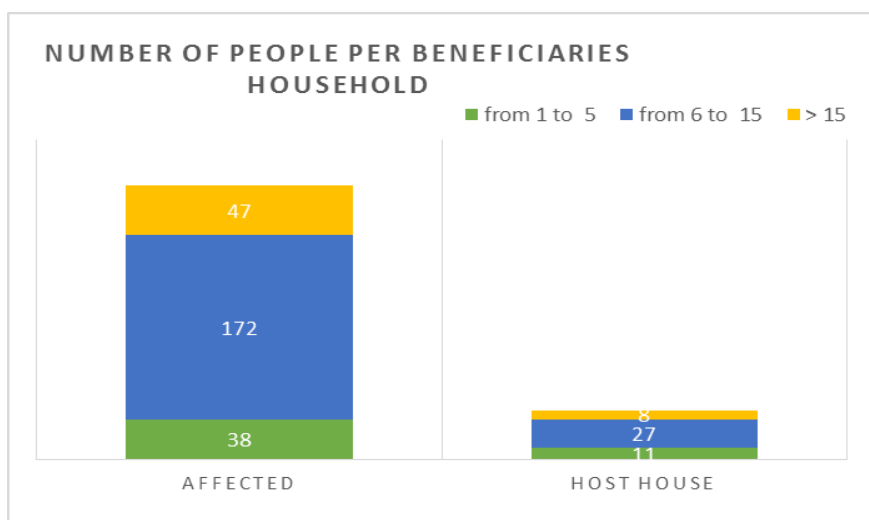
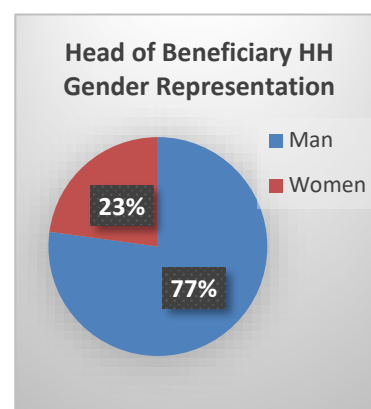
Table 1 - Data from CRGB Detailed Targeting

District	Houses HPD	Houses HTD	Host houses	Total Houses	Total People
Antula	47	44	16	107	1,104
Bairro Militar	2	5	1	08	86
Djolo – GabuZinho	76	60	27	163	1,853
Sao Paulo	17	05	03	25	331
Total	142	114	47	303	3,374

Through the detailed targeting survey carried out with Kobo, these main household characteristics as well as data was collected:

- Around 23% of the head of HH being targeted in this DREF are women;
- One average, HH size is quite big, as most beneficiary households range from 6 to 15 persons, and quite a few have over 15 persons. Within the beneficiaries' group, 35% are polygamic.
- The storm had a strong impact on beneficiaries' households' economy and livelihoods. 60% of the households took a loan as a consequence of the storm. 61% of the beneficiaries' suffered an impact to their livelihoods. At the same time, around 30% of the households had to reduce the number of meals as a coping strategy following the storm.
- This data corroborates the operational choice of adopting cash transfer as a major implementation modality, since it provides the choice for selected households to address needs specific to their context.

Gender of Household head		
Gender	Affected Houses	Host Houses
	Quantity	
Men	197	37
Women	59	10



Operation's risk assessment

The operation's risks remain the same as those identified in the DREF document.

In addition to those risk already identified in the initial EPoA, general level of vulnerability of the host houses to winds and the possible worsening of the situation, if other storms hit during the rainy season, has been added. To that effect and in order to alleviate the risk, the previous revision of the operation included the distribution of "reinforcement" kits and the performance of safe construction functions and sessions for the target populations.

Weather forecasts must be followed through the Civil Protection, to plan warnings in the face of possible storms in the coming months which can worsen the situation in the areas targeted for the plan of action and affect the implementation of activities.

B. OPERATIONAL STRATEGY

Proposed strategy

The response of the Guinea Bissau RCS focuses on **Bissau city** (*Autonomous Sector of Bissau*). While initially the quick assessment carried out in July⁴, indicated the **districts of Antula and Djolo Gabu Zinho** as the target of this operation, the detailed targeting carried out through Kobo and the reality of the needs of the ground led to the inclusion of also **Bairro Militar, and Sao Paulo districts**.

The detailed targeting analysis categorized beneficiary households into three groups:

- HH living in directly affected houses which were partially destroyed (HPD)
- HH living in directly affected houses which were totally destroyed (HTD)
- Host houses.

District	Households HPD	Households HTD	Host Households	Total Households	Total People
Antula	47	44	16	107	1,104
Bairro Militar	2	5	1	08	86
Djolo – GabuZinho	76	60	27	163	1,853
Sao Paulo	17	05	03	25	331
Total	142	114	47	303	3,374

An important aspect to note, which emerged during the detailed targeting with Kobo is the fact affected households and host houses were housing in general more than one family, and that several families were polygamic⁵. These family groups living in the same house share resources and living means and have therefore been considered as being part of one single household. This targeting criterion also allowed clearer identification of target households in the field.

However, since the average number of people in each household is higher than what was estimated, the operation has adapted the cash distribution as well as the delivery of items also to the household size.

Basically, while the final target of HH will be lower (303 Households) than the estimations detailed in the Operations update n.1 (355 households), the number of people to be reached is higher (3,374 instead of 2,415) than what estimated in Operations update 1 due to the large average size of households.

In that respect and as summarized, actions by sector and by group foreseen for implementation by this DREF and target levels are the following:

Sector / need		Households HPD	Households HTD	Host households	Total Houses
<i>Shelter</i>	Repair and house reinforcement materials (including tools)	142	114	-	256
<i>Shelter</i>	House reinforcement materials (including tools)	142	114	47	303
<i>Food security</i>	Food (Cash Modality)	142	114	47	303

⁴ Detailed in Operations update 1

⁵ 35% of families are polygamic according to the detailed targeting database.

WASH	Items for water storage and treatment	142	114	47	303
WASH	Latrines				
WASH	Awareness-raising on sanitation and hygiene (including tools)	142	114	47	303
NFI	Non-food household items: mats, mattresses, kitchen kit (Cash modality)	142	114	-	256
NFI	Non-food household items: hygiene	142	116	47	303

C. DETAILED PLAN OF THE OPERATION



Shelter

Beneficiaries: 303 households (3,374 people)

Outcome 1: Shelter Outcome 1: Communities in disaster- and crisis-affected areas restore and strengthen their safety, well-being and longer-term recovery through shelter and settlement solutions

Indicators:	Target	Actual
303 households (3,374 people) in crisis-affected areas receive support for the recovery/reinforcement of their shelter	303 households	278 households

Shelter output 1.1: Short, medium and long-term shelter and settlement assistance is provided to affected households

Indicators:	Target	Actual
303 households (3,374 people) receive short term, medium term shelter and housing assistance	303 households	278 households

Progress towards achieving the outcomes

The main activities included in the shelter component are:

- Training and awareness-raising on safe construction techniques (wind protection)
- Distribution of Shelter material
 - Distribution of repair/reconstruction kits comprising local materials (zinc sheets + fixing elements) which are available in the local market.
 - Distribution of shelter tool kits (toolkits).
 - Distribution of reinforcement kits for host households comprising fixing elements.

Cash distribution to affected households to cover basic NFIs needs.

As of now, these activities have been carried out:

- Training and awareness raising on safe construction techniques for shelters in the face of high winds.

This training involved 18 volunteers and 5 members of the technical staff of the SN and 12 local craftsmen



including 8 carpenters and 4 masons from the 4 target localities of the operation. The training was of particular interest to the staff and the national office, who found relevant solutions that could help make the houses resistant to high winds and floods. It was also an opportunity to raise the awareness of local craftsmen (masons and carpenters) on their role in reducing the vulnerability of buildings to these hazards and to stimulate a melting pot of exchange and sharing of experiences between these indispensable actors in the chain of construction. The solutions proposed in the training curriculum as a result of the weaknesses noted during the various technical evaluations conducted in the field have been used as a basis for the development of awareness support for volunteers and to carry out sensitization activities. Moreover, the training was an opportunity to encourage local artisans to share knowledge and experiences.

Shelter training (Bissau) © CRGB/IFRC Bissau

- **Distribution of Shelter Material**

- The IFRC Dakar country cluster delivered to CRGB 380 IFRC standard Shelter tool kits as well as additional NFIs for distribution (soap and buckets);
- The bulk of the materials was acquired locally, through local procurement supervised by IFRC logistics.
- The CRGB in collaboration with the Shelter RDRT analysed the detailed needs and structured the shelter distribution according to these findings: The traditional houses in the targeted areas are mainly large houses (14m x 10m on average) hosting several households. From this observation, it was estimated that the needs for building materials, especially as regards the roofing of a house in these areas, require a substantial budget. Considering the budget availability of the operation, the operation planned the distribution of materials for beneficiary HH to ensure a minimum area of 24.5 m² per family⁶.

Materials for the beneficiaries					
	Zinc	Nail	Rubber sealin washer	Galvanized iron wire	Shelter Kit
Total Destroyed	60 unit	5 Kg	500 unit	4 m	1
Partial Destroyed	30 unit	2,5 Kg	250 unit	2 m	1
Host House	0	2,5 Kg	250 unit	2 m	1

- Distribution of shelter tool kits and materials has been carried out. So far, 278 HH received all their materials. The remaining 36 HH did not receive it during the first distribution as they were not present at the site. The CRGB will organize specific distributions to complete this activity.

⁶ This calculation was done using the minimum standard in terms of shelter (3.5 m² per person) as indicated by the Sphere standards, considering the average household size officially retained in the Bissau region by humanitarian actors (7 people per household),



Distribution day in Djolo Gabuzinho (Bissau) ©

NFIs/Non-food items through Cash (256 Households)

For the distribution of non-food household items (mattresses, mats, kitchen kits), the method envisaged is cash distribution for the value of items.

The cash amount allocated to NFI (household items) will be included in the total amount to be transferred (split between two to three distributions) for the affected households (256 beneficiaries planned).

The amount to be provided to each HH is XOF 65,000.00. HH will have the freedom to allocate this amount to the articles and specific needs required.

Through field visits of CRGB, and also thanks to the fact that this operation takes place in an urban area, the operationality of markets and the availability of multitude of goods was ascertained.

The market assessment carried out on basic house NFI items confirms that with the cash amount provided to HH will enable them to afford a varied set of the items listed below.

NFI - House

Articles	Quantity	Total Cost
Mattress	1	XOF 29,000.00
Blanket	1	XOF 10,000.00
Carpet	1	XOF 1,500.00
Total Cost		XOF 40,500.00

Kitchen Kit

Article	Quantity	Cost per Item	Total Cost
Pan	2	XOF 7,000.00	XOF 14,000.00
Frying Pan	1	XOF 2,500.00	XOF 2,500.00
Bowls	3	XOF 5,000.00	XOF 15,000.00
Fire	2	XOF 5,000.00	XOF 10,000.00
Spoon	7	XOF 100.00	XOF 700.00
Knife	2	XOF 500.00	XOF 1,000.00
Total Cost			XOF 43,200.00

NFI – Cleaning Items

Article	Quantity	Unity	Cost per Item	Total Cost
Hoop	1	L	XOF 2,500.00	XOF 2,500.00
Leach	1	L	XOF 600.00	XOF 600.00
Liquid Soap	1	L	XOF 1,500.00	XOF 1,500.00
Scouring Pad	1	Unit	XOF 150.00	XOF 150.00
Broom	1	Unit	XOF 2,000.00	XOF 2,000.00
Cleaning Gloves	2	Par	XOF 500.00	XOF 1,000.00
Dustpan	1	Unit	XOF 1,500.00	XOF 1,500.00
Trash Can	2	Unit	XOF 3,000.00	XOF 6,000.00
Total Cost				XOF 15,250.00



Livelihoods and basic needs

Beneficiaries: 303 households (3,374 people)

Outcome 1: Communities, especially in disaster- and crisis-affected areas, restore and strengthen their livelihoods

Indicators:	Target	Actual
303 households (3,374 people) receive food assistance through cash	303 households	0

Output 1. Basic needs assistance for livelihoods security including food is provided to the most affected communities

Indicators:	Target	Actual
303 households (3,374 people) receive food assistance through cash	303 households	0

Progress towards achieving the outcomes

The operation includes food assistance interventions for the three types of households (including host households). This assistance will be provided through two or three distributions using cash transfer. The amount to be transferred was calculated on the basis of the price of basic inputs (rice, vegetables and oil) to cover the required 2100 kcal/person/day.

The main activities included in this component of the operation are:

- Training of staff and volunteers
- Market analysis to structure the cash component and the amount;
- Analysis of service providers for Cash
- Distribution of cash.

The activities carried out so far are:

- Analysis of capacities of SN and local context, considering that cash transfer is a new modality for the CRGB. People in the country understand the mobile money mechanism but it is not common for them to receive support from organizations using this modality.
- During August, 25 volunteers were trained in the Basics of Cash Transfer Program. They are now able to start sensitization with beneficiaries on CTP and how CRGB plans to carry out this activity;



- The selection of the service provider has been finalized, based on the proposals received from: EcoBank, MTN and Orange. Contracting is ongoing and cash disbursement is foreseen to start in the fifth week of October. Overall three transfers will be made to beneficiaries;

- For beneficiaries who do not dispose of phones or SIM cards, the operation will provide them alongside training and sensitization from volunteers and service provider agents on the utilization of the mobile money account;

- The amount to be transferred has been calculated following market assessment of food products, as well as adapting to the HH sizes. Based on the **Food**

Security Calculus for 01 month per person detailed below, the amount of XOF 9,500 p-month was considered sufficient to fulfil the caloric requirement for one person. This sum was rounded up to XOF 10,000 per person.

- Respecting the choice of beneficiaries, the volunteers will explain the process to define the amount and which kind of products were considered for the calculus, during the sensitization sessions.
- The volunteers will conduct a monitoring/satisfaction survey after the first distribution and will aim conduct similar exercises following the subsequent distributions;

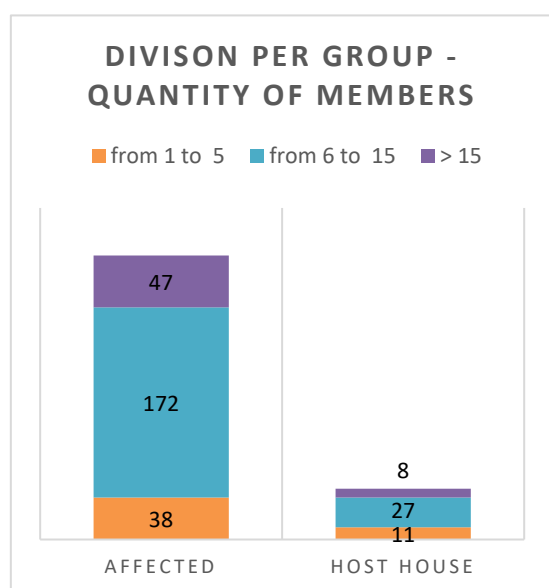
Article	Quantity	UND	Kcal/kg (l)	kcla
Rice	14	Kg	3,540	49,560
Beans	1.5	Kg	3,390	5,085
Soy Oil	0.85	L	9,000	7,650
Sugar	0.5	Kg	4,000	2,000
Total need per month per person (2143 Kcal p/day)				64,295

Food Items (Real Cost) 1 month/Person

Article	Quantity	UND	Total Cost
Rice	14	Kg	XOF 5,600.00
Beans	1.5	Kg	XOF 2,500.00
Soy Oil	0.85	L	XOF 1,100.00
Sugar	0.5	Kg	XOF 300.00
Total Cost			XOF 9,500.00

Market Analysis made by CRGB

- The beneficiaries are divided in 3 different groups for the cash distribution, considering the quantity of members, and the amounts distributed vary according to the groups listed in the table below.



Status	Quantity of Members	Total Amount
Affected / Host House	from 1 to 5	XOF 55,000.00
	from 6 to 15	XOF 115,000.00
	> 15	XOF 195,000.00

- The delay to the implementation of Cash activities, requiring the extension of the operation, is mostly due to the fact that Cash is a new implementation modality for the CRGB, therefore it has been taking longer to train the team adequately, select the service providers as well as establish cash SOPs. The one-month extension will allow the operation to complete all activities as indicated in the plan of action



Water, Sanitation and Hygiene (WASH)

Beneficiaries: 303 households (3,374 people),
Indirect beneficiaries: populations in the target districts

Outcome 1: Immediate reduction in risks of waterborne and water-related diseases in targeted communities

Indicators:	Target	Actual
303 households (3,374 people) reduce the risk of waterborne diseases	303 households	278 households

Output 1: Detailed assessment of water, sanitation, and hygiene situation is carried out in targeted communities

Indicators:	Target	Actual
An evaluation is carried out	1	1

Progress towards achieving the outcomes

To date, the assessment conducted by the CRGB, as well as the joint assessment with other actors involved in the response, have made it possible to:

- Target the most affected districts to which the intervention is focused on
- Establish the actual risk and the exposure of affected households to waterborne diseases (overuse of latrines in host households, contamination of some open sources, occurrence of cases of open defecation, etc.).

The in-depth assessment has been carried out during the process of targeting for this intervention. This assessment has been providing useful information to structure the sensitization activities as well as the programme implementation. More detailed information will be provided in the final report of the DREF operation.

Output 2: Daily access to safe water which meets Sphere and WHO standards in terms of quantity and quality is provided to target population

Indicators:	Target	Actual
303 households (3,374 people) improve their daily access to drinking water	303 households	278

Progress towards achieving the outcomes:

- The distribution plan for beneficiaries has been carried out according to the item list in the table below;
- The materials have been purchased and distributions are starting currently;
- During the distribution all the beneficiaries had participated of a sensitization session to know how to use the aquatab;
- During the last week of October, it is expected that the volunteers will identify and disinfect at least 200 wells from 02 districts.



Identification of wells, Antula District (Bissau) © CRGB/IFRC Bissau

Material for the beneficiaries							
	Jerrycans 20L	Jerrycans 10L	bucket with cover	bucket without cover	Soap Bar	Aquatab	Light with batteries
HH Total Destroyed House	2	1	2	1	4 unit	62 unit	1
HH Partial destroyed house	1	1	2	1	4 unit	62 unit	0
Host Households	1	1	2	1	4 unit	62 unit	0

Output3: Adequate sanitation which meets Sphere standards in terms of quantity and quality is provided to target population.

Indicators:	Target	Actual
355 households (3,374 people) have access to adequate sanitation	303 households	0

Progress towards achieving the outcomes:

Activities carried out so far are:



- Training of volunteers and staff has been carried out in August for 47 people.
- Purchase of material for construction of sansplat latrine slabs has been carried out.
- According to the data collected in the detailed targeting, most beneficiary HH have private latrines (83%).
- Evaluations to construct community latrines are ongoing,
- During the end of October and first two weeks of November it is expected construction of communal latrines at the 04 districts will be completed;

The logistics procedure took a bit longer than expected and the extension of the operation will allow the CRGB to complete the activities in time.

Output 4: Hygiene promotion activities which meet Sphere standards in terms of the identification and use of hygiene items provided to target population

Indicators:	Target	Actual
355 households (3,374 people) and target communities received awareness sessions and materials to improve their hygiene	303 households	278

Progress towards achieving the outcomes:



Hygiene Kits © CRGB/IFRC Bissau

- During the distribution of Wash NFIs all the beneficiaries had participated of a sensitization session about hygiene;
- Considering the country context at least 02 days is needed for community meetings to discuss good hygiene practices. And
- 02 days for door to door sensitization is planned;
- At least 04 community schools will have hand washing facilities.

Implementation strategies

Strengthening the National Society

Outcome 2.1: Disaster response and risk reduction capacity building activities with NS

Output 2.1.1: National Societies have effective and motivated volunteers who are protected

Indicators:	Target	Actual
150 RCSGB volunteers are insured	150	150

Progress towards achieving the outcomes:

150 volunteers mobilised by the operation have been insured through IFRC insurance scheme.

Output 2.1.1: Effective response preparedness and NS surge capacity mechanism is maintained

Indicators:	Target	Actual
2 RDRTs are mobilized (1 RDRT Cash + 1 RDRT Shelter)	2	2
Support mission	4	4
Progress towards achieving the outcomes:		
<p>On the 10 of august the IFRC Sahel office deployed 02 RDRT to support the operation, 01 for Shelter and 01 for Cash Transfer. The Shelter RDRT was deployed for 1.5 months and completed his mission on 20th of September 2018. The RDRT Cash is deployed for an initial three months and will provide support to the operation until the closure of cash distribution activities. In combination with the extension of the operation of 1 month, the support of the RDRT Cash will also be extended to support the NS in the implementation.</p> <p>Four support missions from the Dakar Country Cluster have been conducted since the start of the operation, namely:</p> <ul style="list-style-type: none"> • A support mission to Guinea Bissau from 10 to 14 July. The mission comprised a regional Shelter delegate from Luxembourg Red Cross and a regional delegate from the Livelihoods Resource Centre. This mission supported the CRGB in the revision of the need's assessment and the operational strategy; • In early August 2018 a second mission from the IFRC Dakar Cluster Disaster Management (DM) Unit was carried out. This mission focused on launching the detailed targeting of beneficiaries in the affected neighbourhoods, through the utilization of Kobo. An induction to the tool for CRGB staff was carried out as well as coaching in the field with the volunteers. The detailed targeting survey allowed CRGB to collect key information on household's characteristics and vulnerabilities. • In late September-early October 2018 two support missions from Dakar country cluster were carried out: <ul style="list-style-type: none"> ○ The regional communication officer provided support to CRGB on communicating about the operation as well as training to staff on new tools and approaches. Communication material on the activities and distributions were produced; ○ The logistic officer provided technical support to CRGB for the finalization of tenders (Wash – Shelter items) and ensure proper procedures were being followed. 		
Output 3.1.2: the IFRC produces high-quality researches and assessments that inform advocacy, resource mobilisation and programming.		
Indicators:	Target	Actual
A lessons' learned workshop is conducted at the end of the operation	1	0
Progress towards achieving the outcomes:		
The Lessons Learned workshop will be carried out at the end of the operation, in the second half of November.		
Output 4.1.3: Financial resources are safeguarded; quality financial and administrative support is provided contributing to efficient operations and ensuring effective use of assets; timely quality financial reporting to stakeholders		
Indicators:	Target	Actual
Financial and administrative support is in place	1	1
Progress towards achieving the outcomes:		
Financial and administrative support to the operation is being provided remotely by the IFRC Dakar country cluster.		

D. BUDGET

The total budget for this operation is CHF 273,597, which remains the same as agreed in the initial EPoA.

DREF Operation

MDRGW003: Guinea Bissau - Storms

28/08/2018

Budget Group	DREF - Revised budget
Shelter - Relief	42,110
Shelter - Transitional	0
Construction - Housing	0
Construction - Facilities	0
Construction - Materials	0
Clothing & Textiles	0
Food	0
Seeds & Plants	0
Water, Sanitation & Hygiene	13,418
Teaching Materials	3,054
Utensils & Tools	7,633
Other Supplies & Services	3,696
Cash Disbursements	88,071
Total RELIEF ITEMS, CONSTRUCTION AND SUPPLIES	157,982
Storage, Warehousing	1,760
Distribution & Monitoring	8,857
Transport & Vehicle Costs	4,134
Total LOGISTICS, TRANSPORT AND STORAGE	14,751
International Staff	28,800
National Society Staff	6,871
Volunteers	12,294
Total PERSONNEL	47,965
Professional Fees	1,725
Total CONSULTANTS & PROFESSIONAL FEES	1,725
Workshops & Training	5,952
Total WORKSHOP & TRAINING	5,952
Travel	18,900
Information & Public Relations	1,187
Office Costs	1,351
Communications	800
Financial Charges	6,284
Total GENERAL EXPENDITURES	28,522
Programme and Supplementary Services Recovery	16,698
Total INDIRECT COSTS	16,698
TOTAL BUDGET	273,597

Contacts For further information, specifically related to this operation please contact:

Reference documents



Click here to consult:

- The DREF Emergency Plan of Action
- (EPoA)<http://adore.ifrc.org/Download.aspx?FileId=192676>

For Red Cross Society of Guinea Bissau (RCSGB)

- Francisco Jose Mendes, Secretary General, phone: (+245) 580 39 91 or (+245) 666 23 87
email: franciscojosemendes@ymail.com

IFRC Sahel Country Cluster

- Anne Elisabeth Leclerc, Head of Sahel Country Cluster, phone: +22178 6390794; email: Anne.leclerc@ifrc.org
- Luca PARODI, Disaster Management Delegate; phone: +221 78 620 60 40; email: luca.parodi@ifrc.org

IFRC Africa Regional Office

- Adesh Tripathee, Head of DCPRR; phone: +254 780 771 161; email: adesh.tripathee@ifrc.org
- Khaled Masud Ahmed, Regional Disaster Management Delegate, Tel: +254 (0)731067286, email: khaled.masud@ifrc.org

In IFRC Geneva:

- Eszter Matyeka, Senior Officer, Disaster Relief Emergency Fund (DREF); email: eszter.matyeka@ifrc.org

For Resource Mobilization and Pledges in the Africa Regional Office

- Kentaro Nagazumi, Partnership and Resource Development Coordinator; email: Kentaro.Nagazumi@ifrc.org

For In-Kind donations and Mobilization table

- IFRC Regional Logistics: Rishi Ramrakha; mobile phone: +254 733888022; fax: +254202712777; email: rishi.ramrakha@ifrc.org

For Performance and Accountability (planning, monitoring, evaluation and reporting)

- Fiona Gatere, PMER Coordinator; phone: +254 780 771 139
email: fiona.gatere@ifrc.org

How we work

All IFRC assistance seeks to adhere to the **Code of Conduct** for the International Red Cross and Red Crescent Movement and Non-Governmental Organizations (NGO's) in Disaster Relief and the **Humanitarian Charter and Minimum Standards in Humanitarian Response (Sphere)** in delivering assistance to the most vulnerable. The IFRC's vision is to inspire, **encourage, facilitate and promote at all times all forms of humanitarian activities** by National Societies, with a view to **preventing and alleviating human suffering**, and thereby contributing to the maintenance and promotion of human dignity and peace in the world.

The IFRC's work is guided by Strategy 2020 which puts forward three strategic aims:



Save lives,
protect livelihoods,
and strengthen recovery
from disaster and crises.



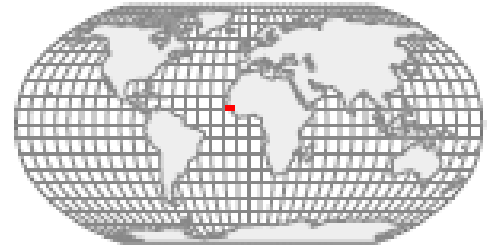
Enable **healthy**
and **safe** living.



Promote **social inclusion**
and a culture of
non-violence and **peace**.

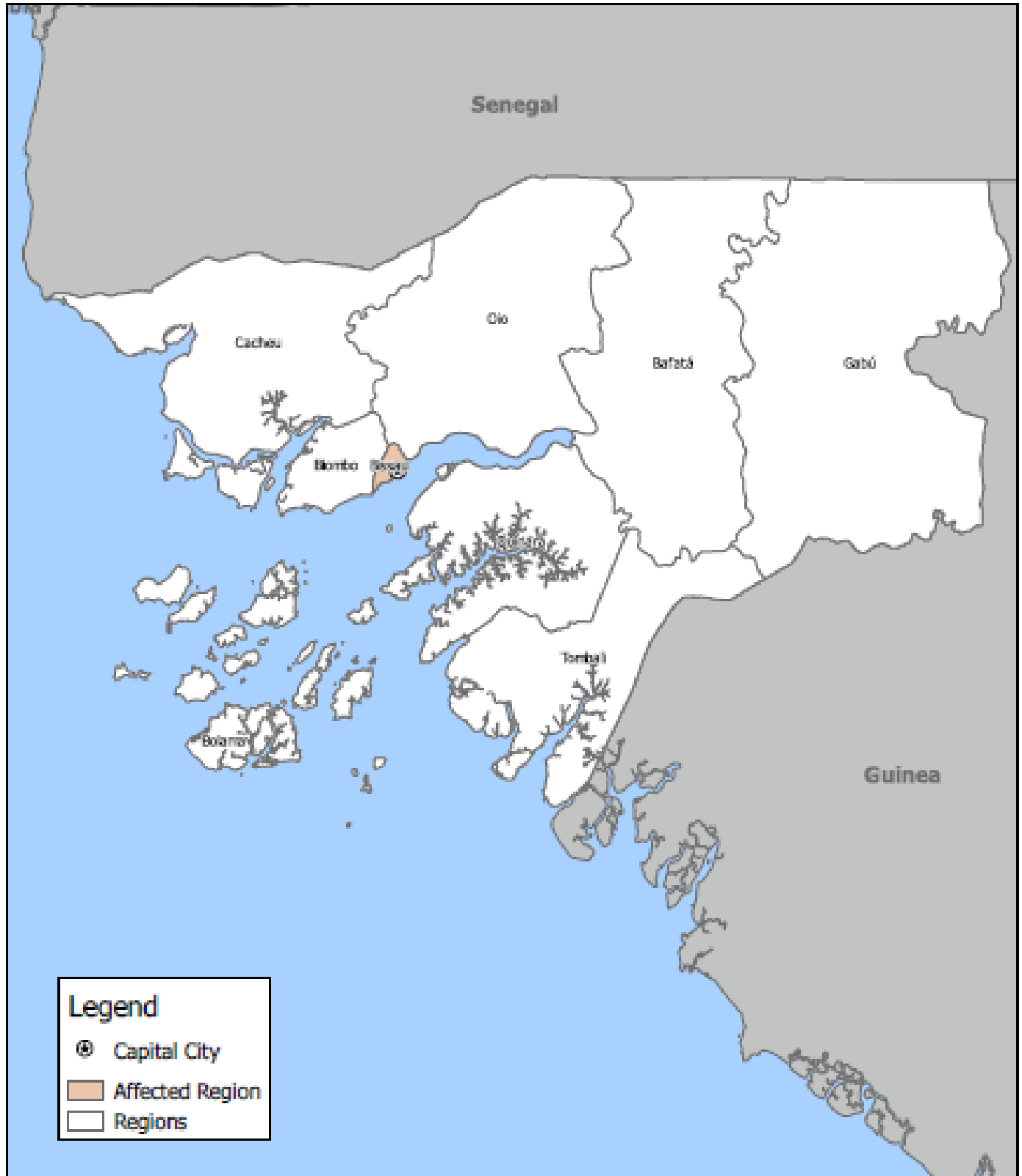


International Federation of Red Cross and Red Crescent Societies
Fédération internationale des Sociétés de la Croix-Rouge et du Croissant-Rouge
Federación Internacional de Sociedades de la Cruz Roja y de la Media Luna Roja
الاتحاد الدولي لجمعيات الصليب الأحمر والهلال الأحمر



Guinea Bissau: Storm

9 July 2018 • ST-2018-000083-GNB



The maps used do not imply the expression of any opinion on the part of the International Federation of the Red Cross and Red Crescent Societies or National Societies concerning the legal status of a territory or of its authorities.

Map data sources: IFRC, GADM. Map produced by: IFRC Africa Regional Office, Nairobi.

0 20 40 60 80 km

