



ANNUAL REPORT 2018

DISASTER RELIEF EMERGENCY FUND

Rapid and effective response to emergencies and crises

April 2019


www.ifrc.org
Saving lives, changing minds.

 International Federation
of Red Cross and Red Crescent Societies


The International Federation of Red Cross and Red Crescent Societies (IFRC) is the world's largest volunteer-based humanitarian network. With our 191 member National Red Cross and Red Crescent Societies worldwide, we are in every community reaching 160.7 million people annually through long-term services and development programmes, as well as 110 million people through disaster response and early recovery programmes. We act before, during and after disasters and health emergencies to meet the needs and improve the lives of vulnerable people. We do so with impartiality as to nationality, race, gender, religious beliefs, class and political opinions.

Guided by *Strategy 2020* – our collective plan of action to tackle the major humanitarian and development challenges of this decade – we are committed to saving lives and changing minds.


Our strength lies in our volunteer network, our community-based expertise and our independence and neutrality. We work to improve humanitarian standards, as partners in development, and in response to disasters. We persuade decision-makers to act at all times in the interests of vulnerable people. The result: we enable healthy and safe communities, reduce vulnerabilities, strengthen resilience and foster a culture of peace around the world.



116 allocations made to 61 National Societies to allow them to respond to a total of 92 different disasters



CHF 23.8 million allocated, CHF 6.1 million as start-up loan to Emergency Appeals



5.1 million people to be assisted

Summary

The International Federation’s Disaster Relief Emergency Fund (DREF) is a global fund which provides rapid emergency funding directly to National Red Cross and Red Crescent Societies in support of their immediate response to disasters and crises, and health emergencies. The DREF is an integral part of the International Federation’s emergency response system designed to meet the needs of vulnerable people affected by disasters and crises. The DREF is a flexible emergency funding source, which can provide financial support rapidly and in appropriate amounts whether for small- or large-scale response operations. It provides funding to National Societies either as start-up funding loans to allow immediate response to major disasters or as grants to cover the costs of mobilization of resources and preparation for response in the case of imminent crisis, and to cover the costs of smaller-scale relief operations. The DREF finances the provision of short-term relief which aims to preserve life and to substitute for the loss of means of basic subsistence of people affected. All DREF allocations are based on requests from, and in support of, National Societies. The DREF is recognized in the Grand Bargain localization workstream as a funding ‘as direct as possible’ to local and national actors.

In 2018, the DREF has allocated funding to 92 different emergency operations of a total value of 23,8 million Swiss francs. This consists of 78 smaller operations fully funded by the DREF, amounting to a total of CHF 17.7M and start-up loans of a total of CHF 6.1 M to 14 larger operations. The allocations have been distributed over 61 countries in all five IFRC regions. The regions receiving the highest amount of DREF allocations were Asia Pacific (CHF 9M through 26 operations) and Africa (CHF 8.9M through 35 operations) followed by Americas (CHF 3.7M through 18 operations), Europe and Central Asia (CHF 2.2M through 11 operations) and Middle East and Northern Africa (CHF 600k through 2 operations). The main types of disasters addressed through DREF supported operations were floods, epidemics and population movement.

addressed through DREF supported operations were floods, epidemics and population movement.

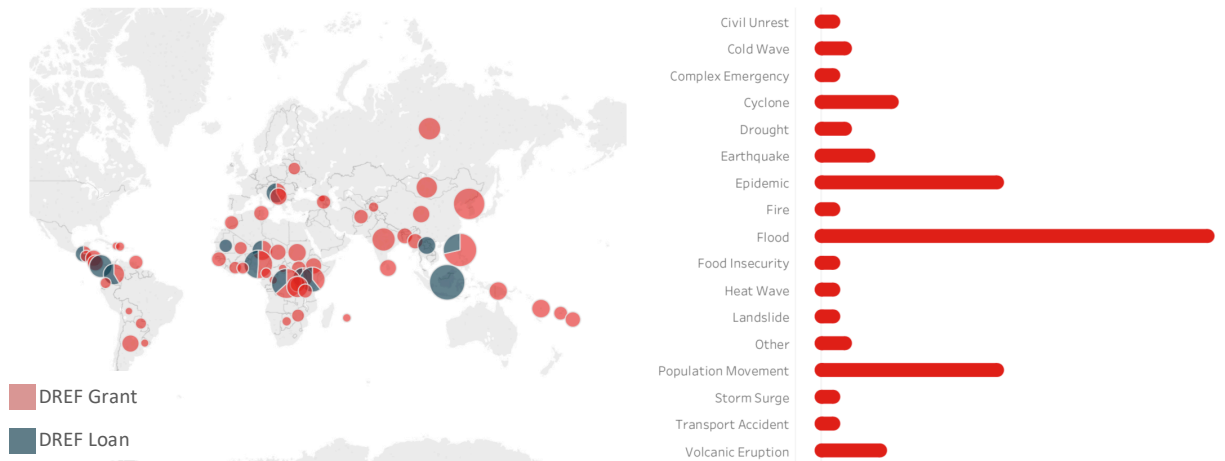


Figure 1: distribution of DREF allocations 2018

Operations supported by DREF during the twelve-month period aimed to bring assistance to an estimated 5.1 million people. This number includes direct and indirect beneficiaries of assistance. Approximately 3.9 million of those people reached originate from awareness raising/social mobilization in response to epidemics.

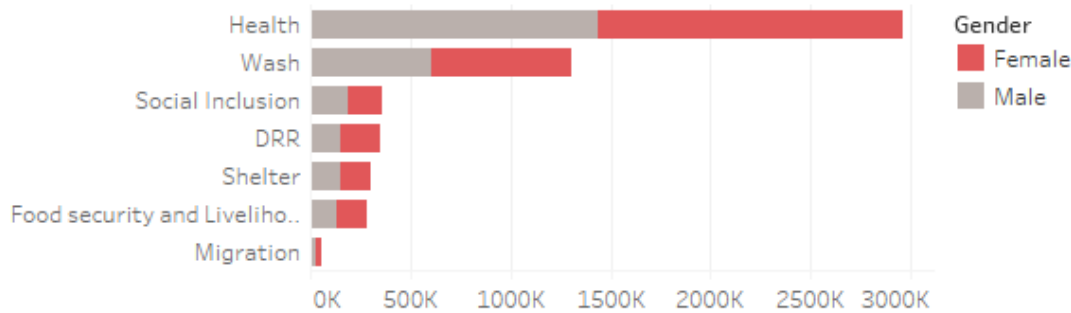


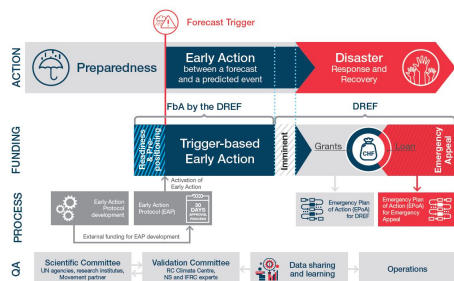
Figure 2: People targeted per Area of Focus

Based on the available final reports, which is only 50% of the operations that started in 2018, almost 3 million people were assisted through the DREF operations, with a ratio of 51% female receiving assistance.

The CHF 23.8M allocated in 2018 matches the record-high CHF 23.9M allocated in 2017 and is well beyond the five-year average of CHF 20.6 M. The 2018 results are in line with the Federation’s projections and strategic direction that aims at an increase of the average annual turnover from 20 to 30 million Swiss francs by 2020¹.

To support National Societies in scaling up their use of the DREF, a number of steps were taken during 2018. These include efforts to strengthen National Societies capacity to request, plan and implement DREF operations; promoting the use of DREF for medium-scale response in low-visibility or silent emergencies which do not attract Emergency Appeal funding, and the introduction of the Forecast Based Action by the DREF. The changes are to be formalized in the revised procedures for the DREF, planned to be published early 2019

Complementing the existing DREF modalities for imminent crisis, grants for smaller emergencies and loans for large scale emergency response, the Forecast based Action by the DREF (FbA by the DREF) is a new financing mechanism designed to provide financial support to National Societies for early action.



The FbA by the DREF was launched in May 2018 with an aim of providing National Societies access to immediate, reliable and sustainable funding for early action, emphasizing the importance IFRC is placing on anticipatory humanitarian action and highlighting the collective efforts to support this area.

The establishment of a multilateral financing mechanism provides a predictable supply of funding for the implementation of Early Action Protocols (EAP) and addresses the restrictions that annual humanitarian aid

budgets impose on projects in terms of scale, flexibility and accessibility.

In cases where the magnitude of the event surpasses the forecasted impact, the early action may be followed by response activities funded through a grant from the DREF or an emergency appeal with a DREF start-up allocation. Connecting the new mechanism to the DREF strengthens links, data sharing and decision-making between the different phases of intervention in the disaster management cycle.

¹ Together with the Forecast based Action by the DREF

The procedures for the FbA by the DREF were approved in November 2018 allowing for the initial processing of Early Action Protocols. During 2018 four Early Action Protocols were submitted to the FbA by the DREF. Two of those protocols were approved and two more were still under revision by the end of the year.

Although no allocations were made during 2018 from the fund, there was significant progress towards putting in place the systems for the fund to become operational such as the creation of the advisory groups, the development of the quality criteria to evaluate the Early Action Protocols, the development of the templates, the recruitment of a position dedicated to coordinate the fund, the signature of the procedures and the diversification of the donor base.

The fund was set up with the financial support from the German Government and the German Red Cross and by the end of the year additional contributions had been received from the Netherlands Government and the Canadian Government. Additionally, other DREF donors have confirmed their agreement to use a certain amount of their contribution to the DREF to be used for FbA by the DREF if needed.

The Forecast-based Action by the DREF has been established as a separate financial fund for an initial three-year period, after which it will be determined if the mechanism can be fully integrated in the DREF.

Context

Trends in disasters and crises and the use of DREF

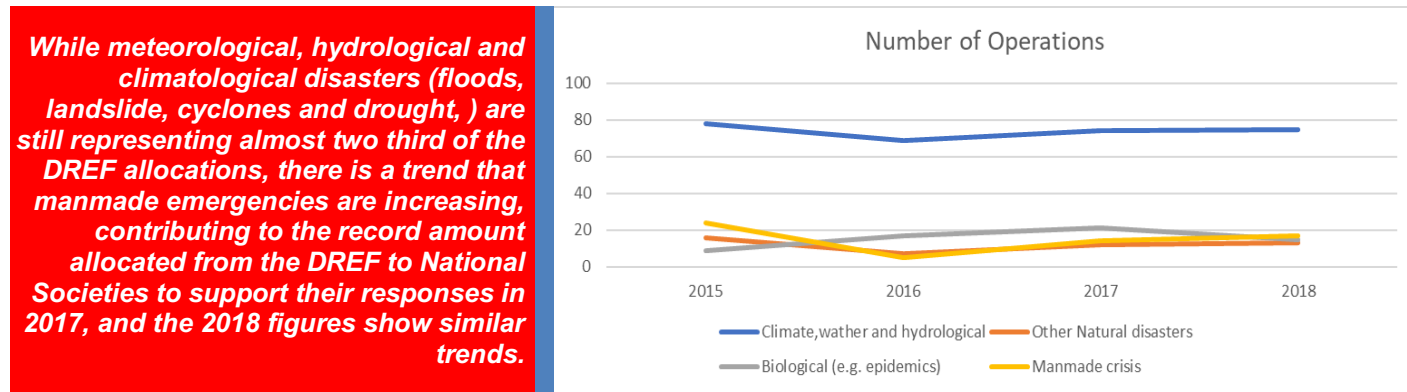


Figure 3 Trend in number of operations 2015-2018 disaggregated by category of disaster

The Center for Research on the Epidemiology of Disasters (CRED) registered a total of 225 disaster events in 2018, which is a 39% decrease compared to the 366 events that were registered in 2017. This decrease was also reflected in a reduced number of emergencies supported by DREF allocations. In 2018, DREF supported 92 different emergency operations; a decrease by 17% compared to the 111 emergency operations in 2017. However, the average amount of funds allocated per operations in 2018 increased by 18.5% compared to 2017 (CHF 215,000 in 2017 to CHF 256,000 in 2018). This was made possible through the increasing support from DREF donors.

National Societies have continued to request support to respond to sudden onset disasters, mainly floods and earthquakes. At the same time, due to the increased insecurity in many parts of the world, more and more people are forced to leave their homes and search for safer areas, and better living conditions. The number of people forcibly displaced by conflict and violence increased [from 2015-2017] reaching 68.5 million in 2017². Similarly, in 2018, DREF continued to allocate increasing amount of funds to operations addressing the needs of displaced people, and witnessed a continued high number of operations in response to health epidemics..

² ALNAP, State of the Humanitarian System (SOHS) 2018

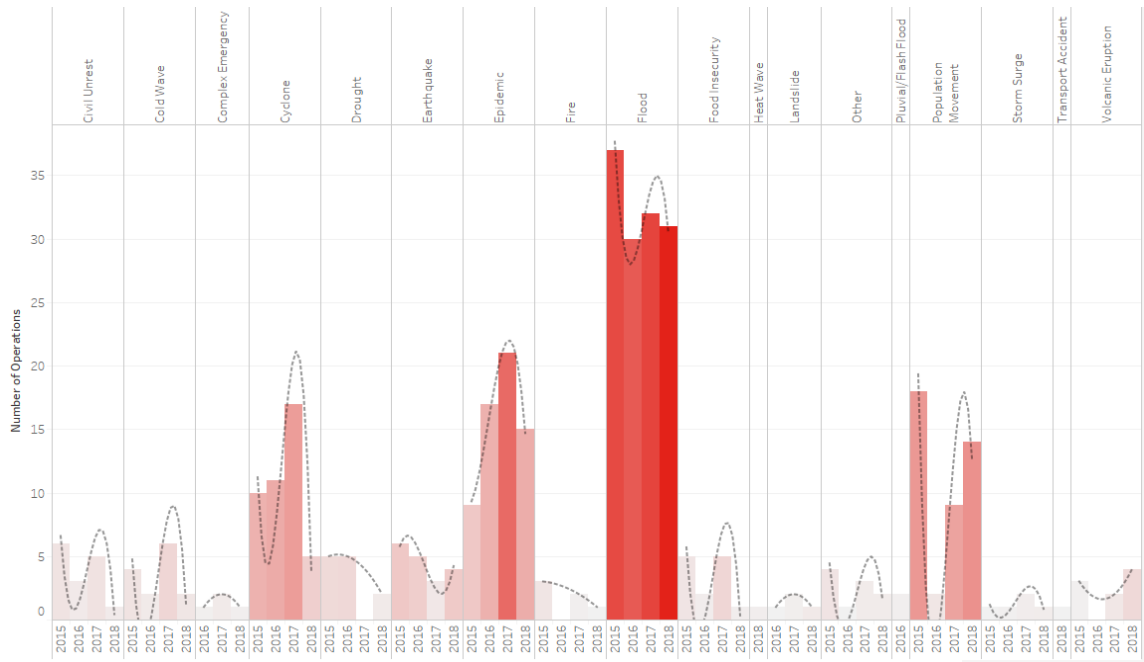


Figure 4 Number of operations in 2015-2018 disaggregated by type of disaster

The majority of the operations that the National Societies are responding to are **sudden onset** floods, cyclones, earthquakes and volcano eruptions.

This includes start up loans for large scale emergencies such as the Indonesia earthquakes and Tsunami, but also medium scale emergencies such as the floods in Nigeria. At the same time the DREF has also contributed to small scale, hidden emergencies, for example the flash floods in Ghana.

During 2018, the DREF has also allocated almost CHF 3 million to National Societies to allow them to respond to **slow onset/protracted** crises, mainly population movement. The requests to respond to population movement have been significant and doubled from 8,11% in 2017 to 16,30% from 2017 to 2018.

DREF allocations can also be requested when an event leading to a disaster is **imminent**, and anticipatory actions can be taken to reduce its impact. The two Ebola Viral Disease (EVD) outbreaks in DRC have also triggered several requests from neighboring countries relating to EVD preparedness. In total almost CHF 0.8 million has been allocated to these countries. This represents half of the amount allocated for imminent responses in 2018.

Analysis of use of DREF General Overview

The graph illustrates some trends over the past four years in regards to how the five different regions have utilized DREF to fund their emergency operations. In general, it can be said that the DREF requests and allocations are mirroring the global situation and that National Societies are involved and actively responding to major emergencies. At the same time the overall analysis shows that DREF has allowed responses in situations that were hidden emergencies and have not made it to the global news.

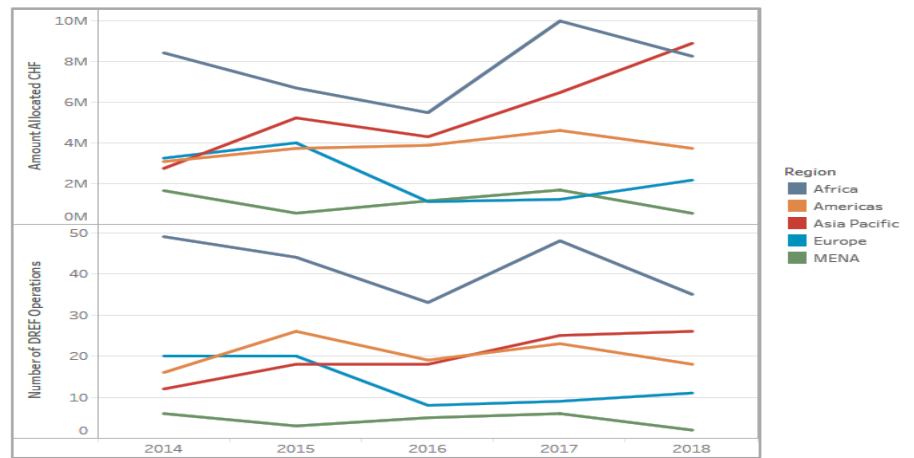


Figure 5 Number of DREF Operations and Amount of DREF allocations by region and year (2014-2018)

Africa remains the region with most DREF Operations, but was overpassed in 2018, by Asia Pacific, in regards to total amount allocated. Over the past four years, there are no clear trends in the utilization of DREF in Americas and Europe. In MENA there was an increase in number and amount of DREF allocations in 2016 and 2017. However, in 2018, both number of operations and amount allocated dropped to a four years record low.

THE DREF IN HIGH-RISK ENVIRONMENTS

During the past 5 years, National Societies in 45 of the 47 countries rated 'high risk' or 'very high risk' by INFORM 2018 accessed the DREF

In 2018 alone, 29 of these National Societies accessed the DREF through 52 allocations

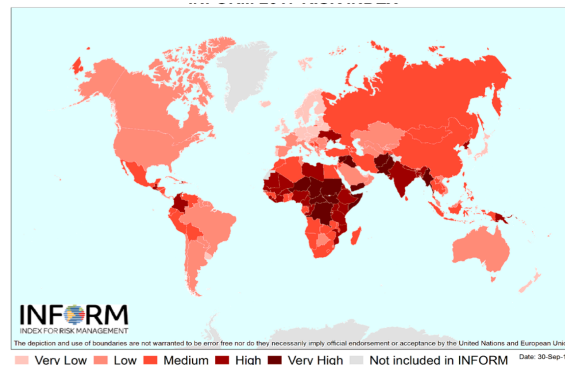


Figure 6 DREF versus INFORM index 2018

Analysis of use of DREF by region

Africa

In 2018, there were 35 allocations for DREF operations in Africa, amounting to CHF 8.2 M (35% of total). The allocated amount to the region decreased by 17% compared to 2017, but the average amount of money allocated per operation has increased by 11% in this region. The highest number of operations were supported in DR Congo (4 operations) followed by Burundi and Nigeria (with 3 operations each).

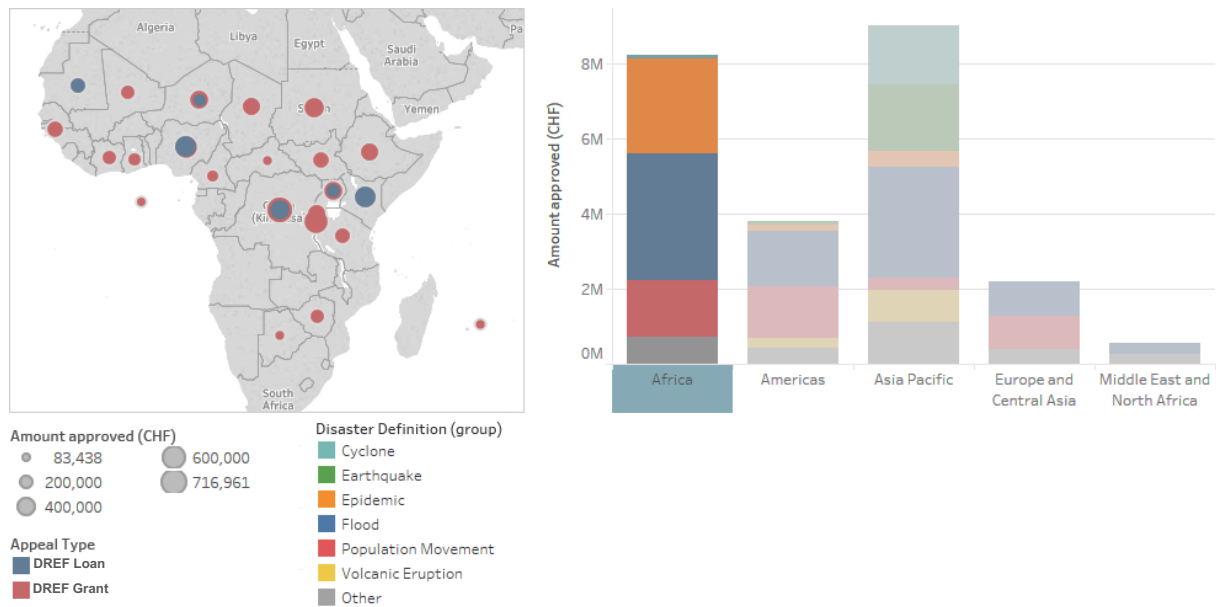


Figure 7 DREF Operations and Amount of DREF allocations for types of disasters in Africa 2018

In 2018, floods have replaced epidemics as the main type of emergency event in terms of total allocation amount and number of operations, while epidemics remain being the type of event that targeted more people. Population movement has remained constant as a the third type of event occurring in Africa while Food Insecurity allocations decreased by 79% compared to 2017.

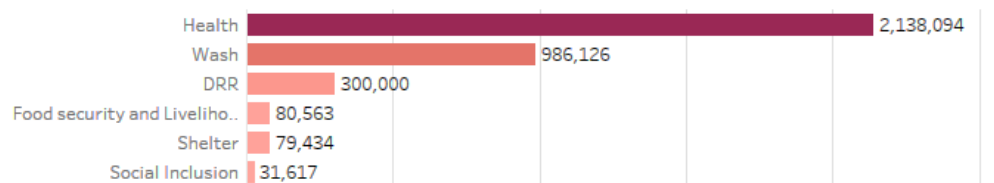
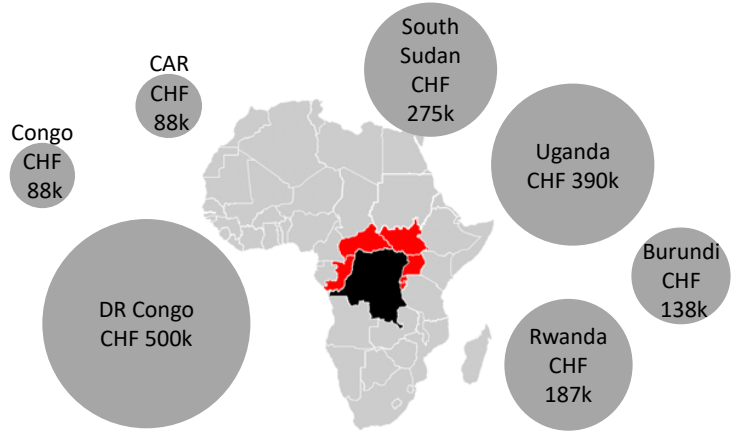


Figure 8 Number of people targeted per Areas of Focus in Africa in 2018

The DREF in support of Ebola response and preparedness

During 2018, DR Congo experienced its worst Ebola outbreak in history. In response to the 9th and 10th outbreak, which has still not been contained, the DREF allocated almost CHF 2M for the response in DRC and preparedness and prevention activities in neighbouring countries



Americas

In 2018, there were 18 DREF allocations in the Americas, amounting to CHF 3.7 M (16% of total). This was the lowest number of DREF allocations over the last 4 years (a decrease of 19%) and almost CHF 1 million less than the previous year. The average amount allocated per operation increased slightly, by 3% compared to 2017. The highest number of operations were supported in Argentina, Colombia, El Salvador and Guatemala (3 operations in each country). DREF has given start-up loan to three emergency appeals launched for a total amount of CHF 1.3 M. Two of these operations were related to the response to population movement.

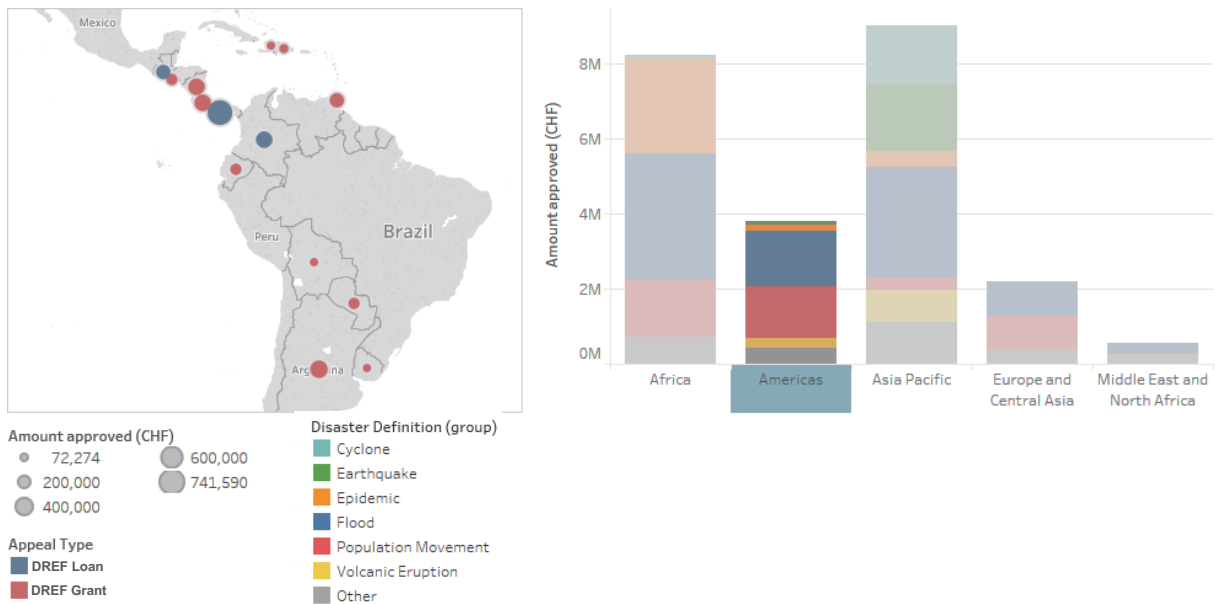


Figure 9 DREF Operations and Amount of DREF allocations for types of disasters in the Americas 2018

The main disaster in the region in 2018, following the pattern of the previous years, has been floods, however in 2018, there was a significant growth in population movement, with the amount allocated, CHF 1.3 M, more than double than in 2017.

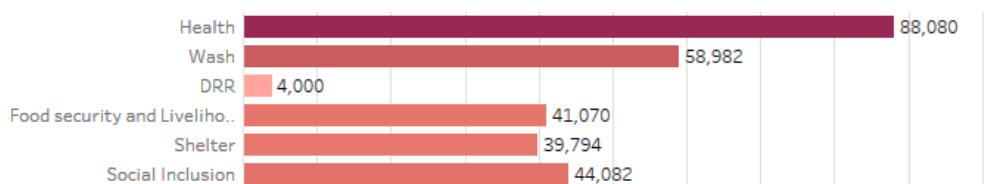


Figure 10 Number of people targeted per Areas of Focus in the Americas in 2018

Asia Pacific

With its 26 allocations in 2018, Asia Pacific has reached a record number of allocations compared to the previous eight years. More than CHF 8.8 M allocated corresponds to 36.7% of the total amount allocated in 2018, becoming, for the first time, the region processing the highest level of allocations. The allocated amount to the region has been growing exponentially during the last 4 years, making a jump of 223% since 2014. The highest number of operations in 2018 were supported in Philippines (3 operations) and DPRK (3 operations). DREF has given start-up loan to three emergency appeals launched for a total amount of CHF 2.3 M; related to the response to cyclones, earthquake and a collapsed dam.

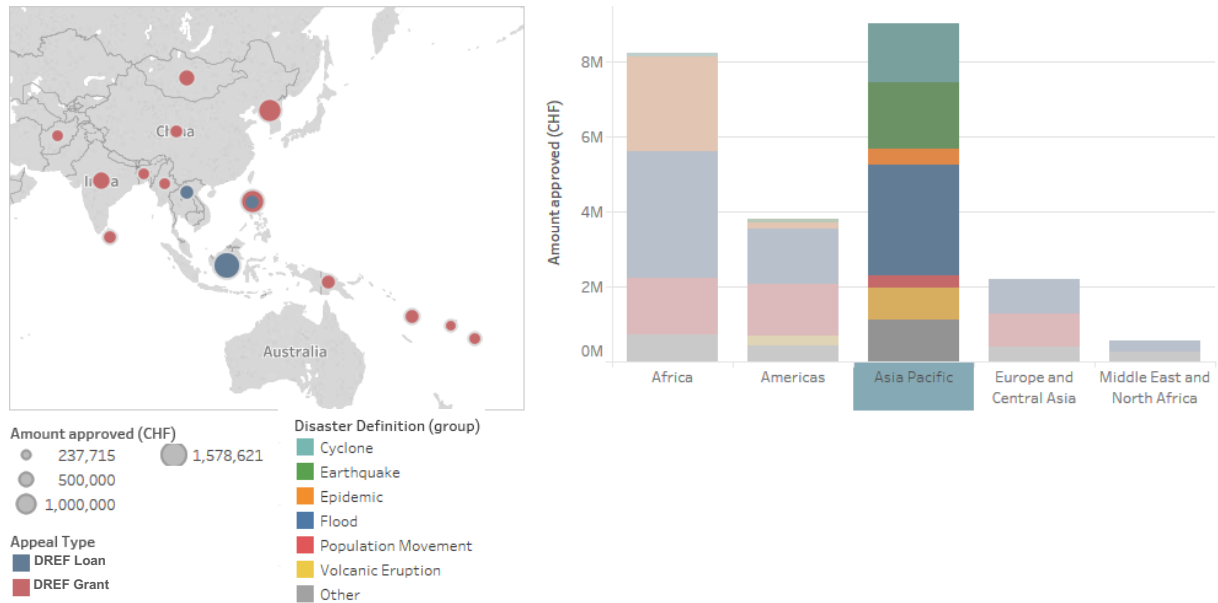


Figure 11 DREF Operations and Amount of DREF allocations for types of disasters in Asia Pacific 2018

While the highest amount of allocations remained for the response to floods, since 2017 Volcanic activities have been registered in the region claiming the second largest amount allocated. Cyclone and Epidemics remain as a constant in the region, but the amount allocated has decreased by 50% for Cyclone and 45% for Epidemics compared to 2017.

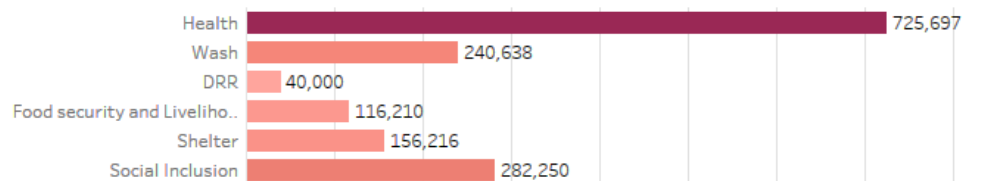


Figure 12 Number of people targeted per Areas of Focus in Asia Pacific in 2018

Europe and Central Asia

With 11 allocations in 2018, Europe and Central Asia almost doubled the amount allocated in 2017, with CHF 2.2 M corresponding to 9.2% of the total amount allocated in 2018. The highest number of operations were supported in Russia (4 operations) followed by Bosnia and Herzegovina (2 operations). There was only one start-up loan requested from the DREF to support population movement in Bosnia and Herzegovina.

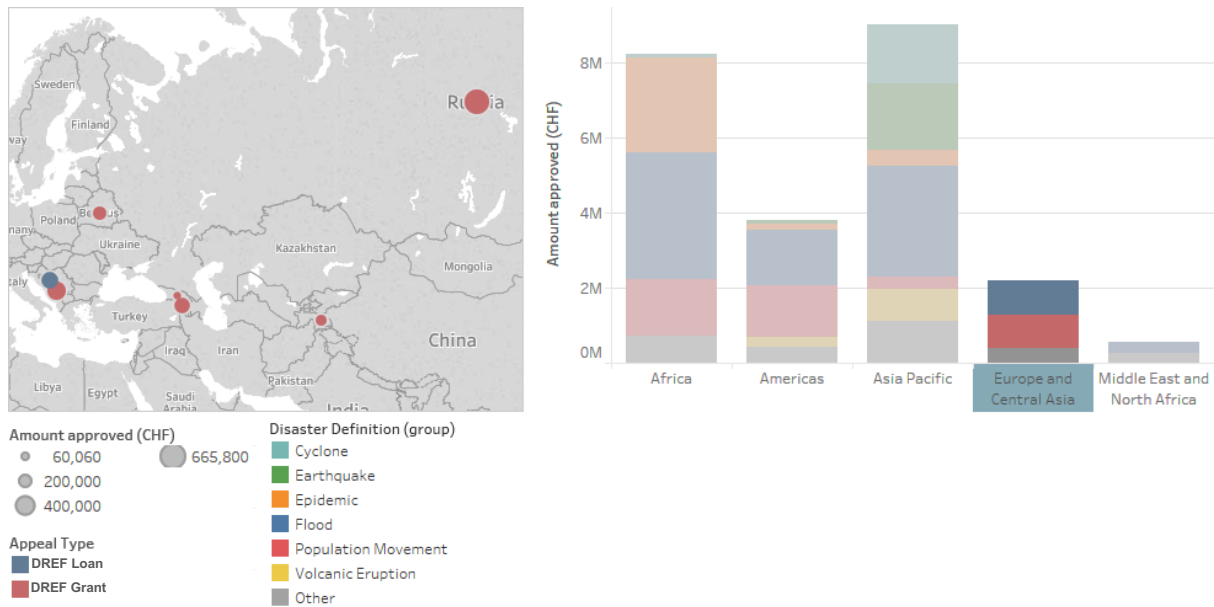


Figure 13 DREF Operations and Amount of DREF allocations for types of disasters in Europe and Central Asia 2018

The types of disasters in Europe followed the general patterns having Floods as the most common disaster with the highest amount of money allocated and people targeted. In 2018, Population Movement reappeared, reaching 27% of the amount allocated for the region.

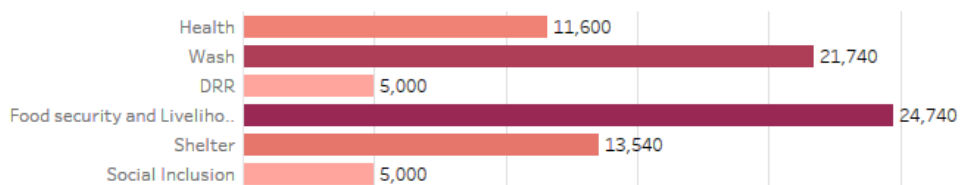


Figure 14 Number of people targeted per Areas of Focus in Europe and Central Asia in 2018

Middle East North Africa

With 2 allocations in 2018, Middle East and North Africa had the lowest number of allocations in the past six years. The total of more than CHF 0.5 M corresponds to 2.3% per cent of the total amount allocated in 2018. The allocated amount to the region is 67% lower compared to 2017.

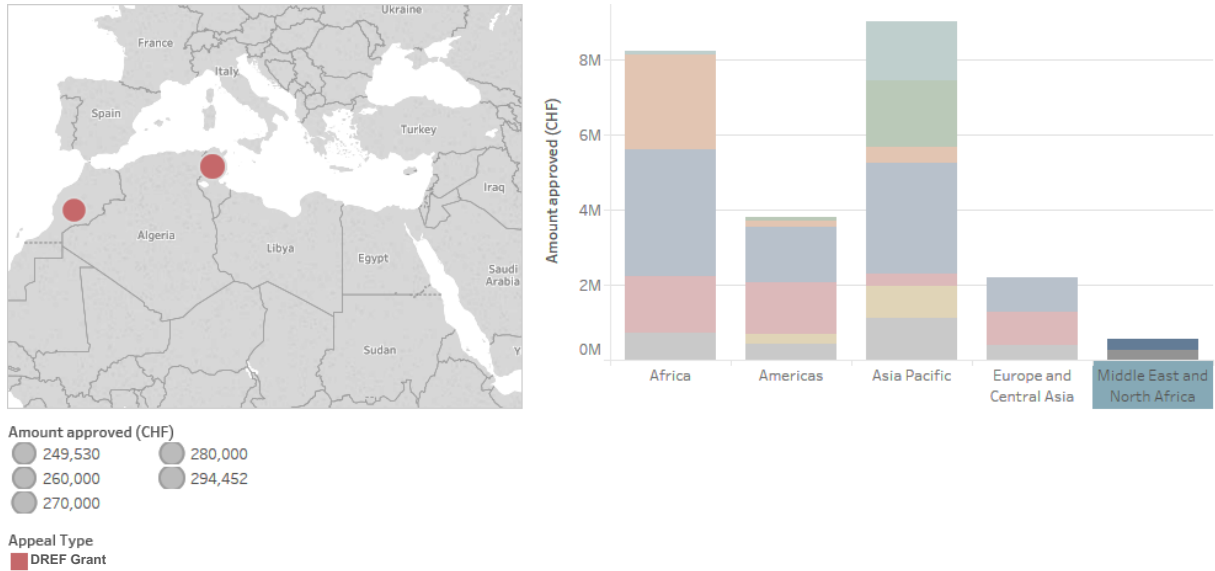


Figure 15 DREF Operations and Amount of DREF allocations for types of disasters in Middle East and North Africa 2018

The highest amount of allocation was granted to Floods, while Cold Wave has the highest number of people reached.



Figure 16 Number of people targeted per Areas of Focus in Middle East and North Africa in 2018

Reporting on 2018 operational plan indicators

Goal: National Societies provide rapid and effective assistance to vulnerable people affected by disasters and crises with the provision of timely and adequate financial support from the DREF.

Objectives	Indicators
Objective 1. Sufficient funding is available through the DREF to meet the requests from National Societies for financial support for their relief operations	<ul style="list-style-type: none"> Income vs. targeted amount <i>Target: at least 80%</i> Level of DREF balance <i>Target: Minimum CHF 5.5 million</i>
Output 1.1. Funding is obtained through increasing engagement with partners through DREF Advisory Group, consultations and tailored quality reports	<ul style="list-style-type: none"> Interaction with DREF AG <i>Target: min. 4 times a year</i> # reports available and regularly updated to be shared with partners <i>Target: quarterly basis</i>
Output 1.2. Increased visibility and promotion of the DREF	<ul style="list-style-type: none"> Number of web stories published on ifrc.org mentioning DREF <i>Target: at least for 25% of the operations</i> Number of twitter followers <i>Target: 150% increase compared to the beginning of 2018</i> Visits on DREF website <i>Target: 100% increase compared to the beginning of 2018</i> <i>DREF promotion materials updated and published</i>

Achievements
<p>The DREF fundraising target for 2018 was CHF 18 million. Total income was CHF 16,530,313 (92 per cent of target). CHF 23,570,473 was disbursed as allocations for operations in 2018 and a total of CHF 8,330,434 was reimbursed to the fund as DREF loans and unspent balances of DREF grants made in 2018 and previous years. For 2018, 79 per cent of the loans have been reimbursed. Hence, the 2018 net expenditure for DREF allocations was CHF 15,520,369.</p> <p>This does not include DREF funds reimbursed by recipient NS, for instance as DREF loans or when all DREF grants have not been spent in time.</p> <p>Contributions are made to the DREF either as annual contributions or as replenishments on the occasion of specific operations.</p> <p>Multi-year funding agreements with several donors provided stable and predictable funding for the DREF. This is the case for Belgian, Danish (through the Danish RC), Canadian (through the Canadian RC), German, Italian, Irish, Luxembourg, Norwegian (through Norwegian RC) Swiss and Spanish Governments. In addition, British Red Cross, Japanese Red Cross, New Zealand Red Cross, Swedish Red Cross, Republic of Korea Red Cross Society, Netherlands Red Cross, Turkish Red Crescent continued supporting the DREF. Corporate partners such as Medtronic Foundation, Blizzard Entertainment also provided funding. Institutional donors such as The European Commission, and United States PRM and USAID have renewed their annual support to DREF in 2018. The full list of donors is presented in the annual financial report.</p> <p>The opening balance on 1 January 2018 was CHF 15.4 million and the closing balance on 31 December 2018 was CHF 15.8M. The DREF aspires to have a balance between CHF 10M and CHF15M to ensure sufficient funding is available for operations, Considering the above, the financial situation of the Fund is considered healthy.</p> <p>The ifrc.org/DREF website has been launched mid-2017, the dashboard and DREF specific web stories have started in 2018. Since the beginning of 2018 more than 6,200 pageviews were</p>

registered. This was the first year this information was collected. The IFRC DREF twitter account has reached 500 followers by the end of 2018. The IFRC DREF tweets have received more than 4,000 impressions on a monthly average.

The DREF advisory group, with representation from partner National Societies³ with multi-year contributions to the DREF, works with the IFRC Secretariat in promoting efficient use of the Fund. In 2018 the Belgian Red Cross joined the group.

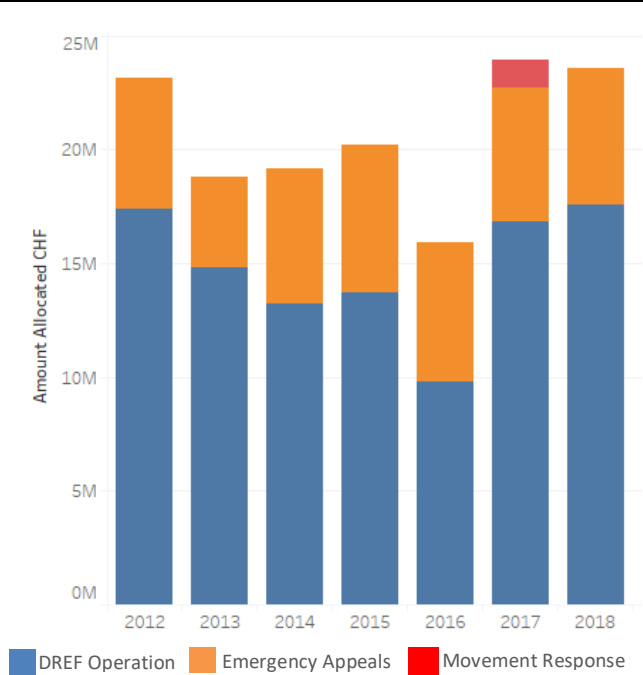
Meetings of the DREF advisory group were held in Geneva in May 2018, linked to the launch of the Forecast based Action by the DREF; and in Budapest in November 2018. The DREF advisory group also held three teleconferences during 2018. At each meeting the DREF team has provided an update about the Fund and also raised issues linked to the use of the Fund, including National Society capacities and eligibility. The meetings also focused on the current developments and increased funding request of the Fund, with special emphasis on NS capacity strengthening, introducing the Forecast based action by the DREF, and enhancing the data analysis. As a result, some of the outcomes revealed practical issues related to the use of funds allocated for operations, and several follow up actions were defined together with the partners.

Objectives	Indicators
Objective 2. DREF allocations made available for National Societies and are used according to DREF criteria and protocols	<ul style="list-style-type: none"> Amount of allocations made vs forecast <i>Target: 100%</i> Number of allocations for different type of disasters
Output 2.1 New DREF procedures are respected and used by National Societies	<ul style="list-style-type: none"> New modalities are used <i>Target: at least 2 allocations made for surge deployments as per requesting orange or red level disasters</i> Number and amount of allocations made for start-up emergency appeals <i>Target: Start up reimbursed at least 80%</i>
Output 2.2 DREF allocations are timely requested by NSs and made available to support NS response operations	<ul style="list-style-type: none"> Average time of approval from the onset of disasters <i>Target: Sudden: 10-14 days</i> <i>Slow: 14 days</i>
Achievements	

³ Partner National Societies are: British Red Cross, Belgian Red Cross, Canadian Red Cross, Danish Red Cross, Netherlands Red Cross, Norwegian Red Cross, and Swedish Red Cross

The amount of allocations made as start-up funding for emergency appeal operations were almost the same than the previous year, although slightly lower than the five-year average amount. A total of 14 DREF loans/allocations to start up the operations covered by emergency appeals were launched in 2018. For 2018, 79 per cent of the loans have been reimbursed. Hence, the 2018 net expenditure for DREF allocations was CHF 15,520,369.

The number of allocations made as grants to small- and medium-scale operations implemented by National Societies for which no emergency appeal was launched, or DREF operations, was 16 per cent lower than in 2017, while the average amount of allocations has been 20 per cent higher. This amounted to a total of CHF 17.6M for grants compared to 16.8 in 2018. In the past five years there has been a trend that the average amount of allocations requested by National societies has been gradually increasing. Compared to 2014 the average amount allocated through the DREF to National Societies has increased 38 per cent.



The chart demonstrates the 2018 figures against allocations during the past 5 years.

During 2018 two allocations (Americas Population Movement and DRC Ebola outbreak) were registered using the new concept of DREF for surge, which is aiming at providing support to National Societies in using the global surge tools of IFRC, in case there is a need for deployment of technical expertise or specific coordination role. The purpose of DREF for surge is to support National Societies in assessments and coordination in case of disasters classified orange or red based on the IFRC Emergency Response Framework. Ideally the outcome of the assessment and coordination efforts is to launch an emergency appeal requesting international assistance and that is based on detailed information from the field.

As the purpose of the fund is to provide timely lifesaving assistance to the most vulnerable affected by disasters and crises, timeliness of requests is crucial in approving an allocation. In average, DREF allocation has been approved within eight days from the request from the National Society (including slow onset disasters), for sudden onset disasters this has been reduced to six days. The average number of days from the date of disaster until approval is 11, National Societies, in most cases, would start their domestic response and then utilize the DREF to replenish the used resources, once the DREF is approved. The new procedures and guidelines are facilitating the speeding up this process and also the NS capacity strengthening initiative for 2019, to support NSs to more efficiently accessing the Fund.

Objectives	Indicators
Objective 3. DREF is enhancing NS understanding and capacity of using the DREF tool	<ul style="list-style-type: none"> Number of NSs receiving DREF allocations <i>Target: 80% NSs</i> Number of requests received from NSs according to DREF criteria <i>Target: 100%</i>
Output 3.1 Tools are developed and shared with regional offices to support NS	<ul style="list-style-type: none"> One training package developed NS guide for DREF procedures developed Standard templates translated to IFRC standard languages

<p><u>Output 3.2</u> NS capacity building actions taken in close coordination with regional offices</p>	<ul style="list-style-type: none"> • Number of trainings on DREF procedures <i>Target: at least 1 per region</i> • Number of direct support missions from DREF team to regions and NSs • <i>Target: at least 3 missions depending on request</i>
<p>Achievements</p>	
<p>During 2018, the DREF allocated a near-record total amount of CHF 23,570,473 through 116 allocations to 61 different National Red Cross and Red Crescent Societies to support their response to 92 disaster events.</p> <p>The amount was 10 per cent higher than forecast of CHF 22 M and 2 per cent lower than the amount allocated in 2017. The more detailed analysis of DREF allocations per region is available at the first part of this report. There were in total six requests that were not approved as per the DREF eligibility criteria. At the same time some requests were received outside of the eligible timeframe but were still approved as the National Society was providing life-saving response and the DREF was mainly covering replenishments, or the National Society had access problems to reach the affected population.</p> <p>As a follow up on the increasing requests, a basic training package has been developed to support raising NS awareness on the DREF and the procedures around it. This has been used to support National Societies in MENA region, Pacific Cluster, in Greece, in Haiti, Rwanda and Ethiopia. The National Society and IFRC guidance on the use of DREF has been delayed, and is pending the approval of the DREF procedures, which is to happen in 2019. Similarly, the Emergency Plan of Action (EPoA) package has not been officially translated to IFRC official languages as it is being finalised.</p> <p>The lessons learnt from the trainings and the strategic direction of strengthening NS capacities related to the use of the DREF was closely followed up and new personnel has been hired to specifically focus on this angle. The person was recruited in October 2018 and a workplan has been developed. The first steps on the workplan has been completed to develop a mapping and analysis on how to target National Societies in their capacity strengthening efforts, to make the Fund easily accessible for them to provide lifesaving activities.</p>	

Objectives	Indicators
<p>Objective 4. Contribute to effective disaster response through improved knowledge management and accountability</p>	<ul style="list-style-type: none"> • Increased number of reviews and evaluations conducted <i>Target: 3 initiated from the global level in coordination with regions</i>
<p><u>Output 4.1.</u> Enhanced analytical systems for data collection and analysis is in place</p>	<ul style="list-style-type: none"> • Standard data for DREF eligibility is available and analysed <i>Target: 100%</i> • Thematic data is collected, system developed and analysed <i>Target: 50%</i>
<p><u>Output 4.2.</u> Enhanced systematic collections of lessons learnt, evaluation and reviews of operations</p>	<ul style="list-style-type: none"> • Number of reviews and evaluations conducted <i>Target: at least 1 per region</i> • Number of actions taken that were committed in management response <i>Target: 80%</i> • Number of final reports reflecting results of the lessons learnt workshops <i>Target: 65%</i>
<p>Achievements</p>	
<p>During 2018 the DREF data analysis has been further improved thanks to the possibility of hiring of a DREF data intern, who has been updating and closely following up on the recent trends in collecting and analysing information. In addition, several analysis documents have been developed, to support donor communication, improvement of the DREF procedures and also for transparency and accountability.</p> <p>IFRC has initiated one thematic review of five DREF operations in the Sahel responding to food security situation. This review has been a joint effort with IFRC Africa region and also several</p>	

Partner National Societies. The main outcomes of the review have been to continue considering DREF operations for slow onset food security situations but at the same time to identify specific guidance for National Societies, in which occasions the DREF is eligible and what kind of activities are recommended to be included. The management response is available in the IFRC evaluations database.

Another operation review has been conducted in Europe Region, looking at how the DREF supporting the National Society in Bosnia and Herzegovina has contributed to the operational quality and capacity of the National Society and to conduct assessment to identify the possibility of an emergency appeal. As a result, the emergency appeal has been launched to support migrants in Bosnia and Herzegovina. The results of the review have been included in the emergency appeal assessment analysis.

With the support of the DREF capacity strengthening delegate it is planned that further systematic collection of lessons learnt will be rolled out in 2019.

FbA by the DREF

Objectives	Indicators
Objective 1. Establishment of the fund, the team and relevant procedures	<ul style="list-style-type: none"> Financial project established Planned personnel in place Procedures developed Fund launched
Output 1.1. Financial fund and related financial procedures are developed and approved	<ul style="list-style-type: none"> Signed procedures
Output 1.2. A dedicated FbA Senior Officer is recruited	<ul style="list-style-type: none"> Position filled
Achievements	
<p>Achievements:</p> <p>Building on the DREF FbF Window procedures and guidelines (16.11.2017) developed with support of the Frankfurt School of Finance and Economics, an initial draft version of the procedures was produced. During the following months consultations were conducted with the financial and legal area to finalize the procedures that would be utilized to operationalize the fund. The procedures were signed and approved by the IFRC Secretary General in November 2018.</p> <p>The FbA Senior Officer started in her role on September 1, 2018. Same as the DREF management team, this position sits with the Disaster and Crisis Prevention, Response and Recovery Department.</p>	
Objectives	Indicators
Objective 2. Fund allocations are approved and projects implemented according to the early action protocol	<ul style="list-style-type: none"> Amount of allocations made vs forecast Number of allocations Number of allocations for vs triggered action
Output 2.1 All requests for validation are processed in a timely manner	<ul style="list-style-type: none"> Validation timing Number of EAPs
Output 2.2 funding is disbursed according to approved EAPs and implementation is reported on accordingly	<ul style="list-style-type: none"> Timing of cash transfer Implementation of readiness and trigger-based activities Amount disbursed Implementation level
Achievements	
<p>Although no allocations were made during 2018 lots of progress was made on putting in place the systems for the fund to become operational.</p>	

1. *Two Advisory groups to support the fund were created:*
 A **Scientific Advisory Committee** whose role is to enhance the efficiency and credibility of the Forecast-based Action Fund through advice and peer-review on the latest developments in forecasts, risk analysis, effective early action and financing. In this committee there is representation from the World Meteorological Organization (WMO), the Overseas Development Institute (ODI), the Belgian Red Cross, the Red Cross Red Crescent Climate Centre and the IFRC.
 A **Validation Committee** whose role is to assess new EAPs that are submitted to the FbA by the DREF for acceptance. This committee is comprised by members of the German Red Cross, the British Red Cross, the Red Cross Red Crescent Climate Centre and the IFRC.

2. *Quality criteria was developed for the EAP acceptance process. The criteria facilitate the validation committee's role and provides transparency to the process.*
 Templates were developed for the FbA by the DREF. In coordination with the IFRC Planning, Monitoring, Evaluation and Reporting (PMER) unit templates were developed to make sure the Early Action Protocols follow the IFRC programming structure.

Objectives	Indicators
Objective 3. Communication	<ul style="list-style-type: none"> • funding received vs. requirements
Output 3.1 Funding level is maintained to accept all validated EAPs	<ul style="list-style-type: none"> • All validated requests approved • No EAPs terminated due to funding constraints
Output 3.2 Participation in the FbF Dialogue Platform and other relevant forums	<ul style="list-style-type: none"> • Number of sessions organised in relevant meetings and forums
Output 3.3 Communication materials are developed and updated when needed	<ul style="list-style-type: none"> • Required materials ready.
Achievements	
<p>The fund was set up with the financial support from the German Government and the German Red Cross but by the end of the year additional contributions had been received from the Netherlands Government and the Canadian Government. Additionally, other DREF donors have confirmed their agreement to use a certain amount of their contribution to the DREF to be used for FbA by the DREF if needed. By The end of 2018 the total funding registered was 2,049,452 CHF.</p>	
<p>A site was set up on Fednet for National Societies and IFRC offices to have access to the Fund's procedures, templates and communication's document. https://fednet.ifrc.org/FbA</p>	
<p>The FbA Senior Officer and the Fund Manager both participated in the Global platform on FbF where they presented the FbA by the DREF fund to National Societies and other participants.</p>	
<p>A communications document with practical information for National Societies on the FbA by the DREF was developed. The document builds on questions that had been received by the extended team working on Forecast based Financing.</p>	
<p>https://media.ifrc.org/ifrc/wp-content/uploads/sites/5/2019/03/0097_19_003_Broschuere_National-Society_210x297_EN.pdf</p>	
<p>Several working sessions were organized with the IFRC regional and Country Offices to roll out the procedures and familiarize them with the fund.</p>	

Objectives	Indicators
Objective 4. Knowledge management and innovation	<ul style="list-style-type: none"> FbA is continuously perceived as an innovative anticipatory funding mechanism. The mechanism is kept flexible but maintains credibility by acting on lessons learned. FbA is advised by a Scientific Advisory Committee
Output 4.1. Learning from the validation process is captured in a structured manner	<ul style="list-style-type: none"> Tracking sheet maintained for all EAPs Learning is reviewed on a regular basis Guidelines are updated annually based on lessons learned
Output 4.2. Systematic lessons learned and reviews of all triggered EAPs	<ul style="list-style-type: none"> Review carried out for all triggered EAPs Review recommendations are applied in re-validation of the EAP and structured for institutional learning and development of the fund in collaboration with the FbF global team (Climate Centre, GRC) Establish a Scientific Advisory Committee for the FbA A meeting of the Scientific Advisory Committee is organized annually in conjunction with the Dialogue platform on FbF.
Objective 4. Knowledge management and innovation	<ul style="list-style-type: none"> FbA is continuously perceived as an innovative anticipatory funding mechanism. The mechanism is kept flexible, but maintains credibility by acting on lessons learned. FbA is advised by a Scientific Advisory Committee
Achievements	
<p>There were no activations during 2018 using the FbA by the DREF therefore no lessons learned or reviews were conducted.</p> <p>Coordination was initiated with the Start network and OCHA to create a joint practitioners group on FbF evaluation and learning. This group will help inform the discussion on the FbA by the DREF learning. The Scientific Advisory Committee had two meetings during 2018 (one face to face during the Global platform and an online one in December 2018) where the main topic was defining the learning objective of the fund.</p>	

Contact information

For further information specifically related to this report, please contact:

- Eszter Matyeka, Senior Officer DREF, Disaster and Crisis Department; eszter.matyeka@ifrc.org ; phone +41 22 730 4236; and fax +41 22 733 0395
- Nazira Lacayo Senior Officer, Forecast-based Action by the DREF; Disaster and Crisis Department; nazira.lacayo@ifrc.org ; phone +41 22 730 4944; and fax +41 22 733 0395



DREF Financial Report

ANNUAL REPORT 2018

Extracted from IFRC audited financial statements

Selected Parameters			
Appeal	MDR00001	Reporting Timeframe	2018
Budget	APPROVED	Budget Timeframe	2018
		Funding Source Split	Y

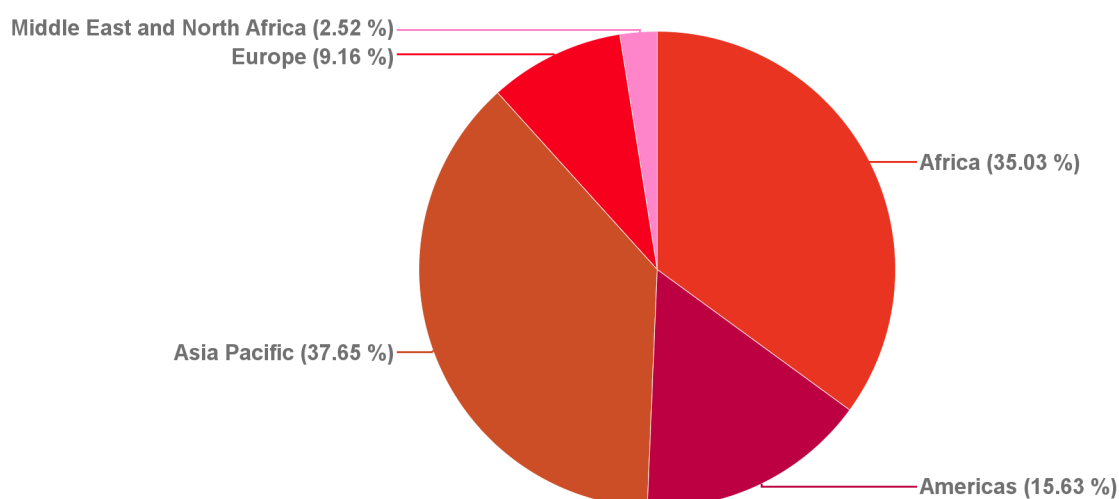
Refreshed on 25-Apr-2019 at 17:35

All figures are in Swiss Francs (CHF)

1. IN SUMMARY

DREF ANNUAL TARGET	18,000,000
OPENING BALANCE	15,369,917
<i>CASH CONTRIBUTIONS</i>	16,456,626
<i>INKIND GOODS & TRANSPORT</i>	
<i>INKIND PERSONNEL</i>	29,716
<i>OTHER INCOME</i>	43,971
TOTAL INCOME	16,530,313
<i>TARGET COVERAGE (INCOME VS TARGET)</i>	91.84%
TOTAL FUNDING	31,900,230
TOTAL EXPENSES	-585,505
NET DREF ALLOC/RMBTS	-15,520,369
CLOSING BALANCE	15,794,356

DREF ALLOCATIONS BY REGION



Region Name



DREF Financial Report

ANNUAL REPORT 2018

Extracted from IFRC audited financial statements

Selected Parameters			
Appeal	MDR00001	Reporting Timeframe	2018
Budget	APPROVED	Budget Timeframe	2018
		Funding Source Split	Y

Refreshed on 25-Apr-2019 at 17:35

All figures are in Swiss Francs (CHF)

2. FUNDING

Description	Total	Deferred Income
A. OPENING BALANCE		
OPENING BALANCE	15,369,917	
B. INCOME		
CASH CONTRIBUTIONS		
Belgian Federal Government	701,458	
Blizzard Entertainment	893,465	
British Red Cross	259,368	
British Red Cross (from Great Britain - Private Donors*)	2,502	
Canada - Private Donors	37	
Danish Red Cross (from Danish Government*)	1,510,743	
European Commission - DG ECHO	4,044,032	
Fortive Corporation(FTV Business Serv)	117,448	
German Government	842,980	563,465
Irish Government	1,242,781	
Italian Government Bilateral Emergency Fund	172,844	
Japanese Red Cross Society	90,362	
Lichtenstein - Private Donors	6,347	
Luxembourg Government	169,562	
Marriott International Inc.	46,639	
Medtronic Foundation	0	
Mitsui O.S.K. Lines, Ltd.	9,823	
Mondelez International Foundation	248,484	
New Zealand Red Cross	214,911	
Norwegian Red Cross (from Norwegian Government*)	2,393,084	
On Line donations	-978	
Other	0	
Siemens PLM Software	17,204	
Spanish Government	79,075	
Swedish Red Cross	1,012,000	
Swiss Government	500,000	
The Canadian Red Cross Society	564,424	
The Canadian Red Cross Society (from Canadian Government*)	726,861	
The Netherlands Red Cross (from Netherlands Red Cross Silent Emergency Fund*)	-51,779	
The Republic of Korea National Red Cross	385,739	
Turkish Red Crescent Society	0	
United States Government - PRM	488	
United States Government - USAID	246,158	
United States - Private Donors	1,553	
VeriSign Cares	6,165	
Wells Fargo Bank, N.A.	2,845	
TOTAL CASH CONTRIBUTIONS	16,456,626	563,465
INKIND PERSONNEL		
Belgian Red Cross (Francophone)	6,916	
British Red Cross	22,800	
TOTAL INKIND PERSONNEL	29,716	
OTHER INCOME		
Sundry Income	43,971	

DREF Financial Report

ANNUAL REPORT 2018

Extracted from IFRC audited financial statements

Selected Parameters			
Appeal	MDR00001	Reporting Timeframe	2018
Budget	APPROVED	Budget Timeframe	2018
		Funding Source Split	Y

Refreshed on 25-Apr-2019 at 17:35

2. FUNDING

Description	Total	Deferred Income
OTHER INCOME		
TOTAL OTHER INCOME	43,971	
TOTAL INCOME	16,530,313	563,465
TOTAL FUNDING (incl. Op Balance)	31,900,230	563,465

**Funding source data based on information provided by the donor*

DREF Financial Report

ANNUAL REPORT 2018

Extracted from IFRC audited financial statements

Selected Parameters			
Appeal	MDR00001	Reporting Timeframe	2018
Budget	APPROVED	Budget Timeframe	2018
		Funding Source Split	Y

Refreshed on 25-Apr-2019 at 17:35

All figures are in Swiss Francs (CHF)

3. DREF ALLOCATIONS BY APPEAL / REGION

Appeal Code	Appeal Name	Type	Start Date	End Date	Grant/Loan	Reimbursement	Net
AFRICA							
MDRBF014	Burkina Faso - Food & Nutritional Insecurity	DREF	19/08/2017	19/01/2018	0	488	-488
MDRBI013	Burundi - Population Movement	DREF	14/02/2018	14/05/2018	197,494	0	197,494
MDRBI014	Burundi - Floods	DREF	18/05/2018	18/10/2018	277,648	0	277,648
MDRBI015	Burundi - Ebola Virus Preparedness	DREF	02/10/2018	14/03/2019	105,358	0	105,358
MDRBW004	Botswana - Floods	DREF	21/03/2018	21/08/2018	111,493	13,610	97,883
MDRCD020	DR Congo - Ebola Virus Disease	DREF	15/05/2017	14/09/2017	0	56,781	-56,781
MDRCD021	DR Congo - Population Movement	DREF	14/06/2017	14/11/2017	0	14,982	-14,982
MDRCD022	Dem Rep Congo - Population Movement	DREF	18/08/2017	18/12/2017	0	34,756	-34,756
MDRCD023	DR Congo - Population Movement	EA	28/12/2017	22/02/2019	200,119	0	200,119
MDRCD024	DR Congo - Floods and Cholera	DREF	19/01/2018	22/05/2018	388,606	9,333	379,273
MDRCD025	DR Congo - Polio Outbreak	DREF	20/04/2018	20/09/2018	328,355	0	328,355
MDRCD026	DR Congo - Ebola Virus Disease Outbreak	EA	12/05/2018	21/08/2019	216,168	216,168	0
MDRCF022	Central African Republic - Strong Winds	DREF	31/03/2017	30/06/2017	0	379	-379
MDRCF023	Central African Republic - Floods	DREF	14/09/2017	14/12/2017	0	21,086	-21,086
MDRCF024	Central African Republic - Ebola Virus Disease Epidemic	DREF	05/06/2018	05/09/2018	90,579	0	90,579
MDRCG015	Republic of the Congo - Ebola Virus Disease	DREF	13/06/2018	13/10/2018	83,438	0	83,438
MDRCI010	Côte d'Ivoire - Floods	DREF	01/07/2018	01/12/2018	197,186	0	197,186
MDRCM020	Cameroon - Floods	DREF	05/09/2014	05/02/2015	0	3,016	-3,016
MDRCM025	Cameroon - Flash Floods Santchou	DREF	26/08/2017	26/11/2017	0	458	-458
MDRCM026	Cameroon - Population Movement	DREF	01/10/2018	01/02/2019	140,914	0	140,914
MDRET018	Ethiopia - Floods	DREF	23/09/2017	23/02/2018	0	4,944	-4,944
MDRET019	Ethiopia - IDP Population Movement	DREF	28/08/2018	28/02/2019	338,631	0	338,631
MDRGH012	Ghana - Cholera Outbreak	DREF	07/11/2016	07/02/2017	0	7,163	-7,163
MDRGH014	Ghana - Floods	DREF	21/07/2017	21/10/2017	0	129,814	-129,814
MDRGH015	Ghana - Dam Spillage in Upper East Region	DREF	25/09/2018	31/01/2019	174,724	0	174,724
MDRGN010	Guinea - Floods (Nzerekore)	DREF	18/07/2017	18/11/2017	0	17,252	-17,252
MDRGW003	Guinea Bissau - Storm	DREF	09/07/2018	09/12/2018	273,597	0	273,597
MDRKE040	Kenya - Election Preparedness	DREF	06/07/2017	30/11/2017	0	5,954	-5,954
MDRKE041	Kenya - Marburg	DREF	08/11/2017	08/02/2018	0	1,987	-1,987
MDRKE042	Kenya - Population Movement	DREF	23/03/2018	23/06/2018	310,664	1,065	309,599
MDRKE043	Kenya - Floods	EA	01/05/2018	28/02/2019	480,000	480,000	0
MDRKM006	Comoros - Plague Preparedness	DREF	18/10/2017	18/01/2018	0	17,598	-17,598
MDRLR003	Liberia - Election Preparedness	DREF	07/09/2017	31/12/2017	0	3,457	-3,457
MDRLR004	Liberia - Floods	DREF	11/10/2017	11/02/2018	0	59,916	-59,916
MDRML013	Mali - Floods	DREF	04/09/2018	04/01/2019	215,419	0	215,419
MDRMR008	Mauritania - Food Insecurity	DREF	11/08/2017	11/11/2017	0	81,384	-81,384
MDRMR009	Mauritania - Food Insecurity	EA	24/05/2018	24/05/2019	224,879	0	224,879
MDRMU001	Mauritius - Plague preparedness	DREF	20/10/2017	20/01/2018	0	39,454	-39,454
MDRMU002	Mauritius - Tropical Storm	DREF	23/01/2018	23/04/2018	89,109	0	89,109
MDRMW013	Malawi - Karonga Floods	DREF	03/05/2017	03/10/2017	0	30,716	-30,716
MDRMZ011	Mozambique - Floods	EA	21/01/2015	21/10/2015	0	54,515	-54,515
MDRMZ012	Mozambique - Food Insecurity	EA	22/04/2016	31/05/2017	0	51,737	-51,737
MDRNA009	Namibia - Food Insecurity	EA	28/09/2015	30/09/2017	0	55,110	-55,110
MDRNA010	Namibia - Floods	DREF	20/03/2017	20/11/2017	0	22,720	-22,720
MDRNE017	Niger - Meningitis	DREF	16/04/2017	16/06/2017	0	28,162	-28,162
MDRNE018	Niger - Hepatitis E Outbreak	DREF	04/07/2017	04/10/2017	0	1,931	-1,931
MDRNE019	Niger - Food Crisis	DREF	28/08/2017	25/01/2018	0	5,805	-5,805
MDRNE020	Niger - Floods	DREF	11/09/2017	12/01/2018	0	2,906	-2,906
MDRNE021	Niger - Complex Emergency	EA	13/04/2018	30/04/2020	168,073	168,073	0
MDRNE022	Niger - Cholera Outbreak	DREF	11/08/2018	11/12/2018	352,270	0	352,270
MDRNG021	Nigeria - Meningitis	DREF	20/04/2017	31/07/2017	0	15,462	-15,462
MDRNG023	NIGERIA - Lassa Fever Outbreak	DREF	17/03/2018	17/06/2018	271,886	86,486	185,400
MDRNG024	Nigeria - Floods	DREF	25/07/2018	25/10/2018	253,671	0	253,671
MDRNG025	Nigeria - Floods	EA	23/09/2018	23/06/2019	500,000	500,000	0
MDRRW014	Rwanda - Strong Winds	DREF	11/04/2017	15/09/2017	0	2,531	-2,531
MDRRW015	Rwanda - Storms	DREF	03/10/2017	03/03/2018	0	6,379	-6,379

DREF Financial Report

ANNUAL REPORT 2018

Extracted from IFRC audited financial statements

Selected Parameters			
Appeal	MDR00001	Reporting Timeframe	2018
Budget	APPROVED	Budget Timeframe	2018
		Funding Source Split	Y

Refreshed on 25-Apr-2019 at 17:35

3. DREF ALLOCATIONS BY APPEAL / REGION

Appeal Code	Appeal Name	Type	Start Date	End Date	Grant/Loan	Reimbursement	Net
MDRRW016	Rwanda - Floods	DREF	22/03/2018	22/06/2018	152,896	3,780	149,116
MDRRW017	Rwanda - Ebola Virus Preparedness	DREF	11/09/2018	11/03/2019	137,814	0	137,814
MDRSC004	Seychelles - Dengue Outbreak	DREF	08/06/2016	08/09/2016	0	7,340	-7,340
MDRSC005	Seychelles - Plague Preparedness	DREF	19/10/2017	19/01/2018	0	54,859	-54,859
MDRSD018	Sudan - Floods	EA	12/08/2013	28/02/2015	80,000	0	80,000
MDRSD025	Sudan - Floods 2017	DREF	09/09/2017	09/12/2017	0	22,915	-22,915
MDRSD026	Sudan - Floods	DREF	10/08/2018	10/12/2018	424,793	0	424,793
MDRSN013	Senegal - Population Movement	DREF	23/01/2017	23/05/2017	0	50,049	-50,049
MDRSN015	Senegal - Food Crisis	DREF	11/08/2017	11/11/2017	0	13,153	-13,153
MDRSS007	South Sudan - Ebola Virus Disease Preparedness	DREF	16/10/2018	28/02/2019	274,993	0	274,993
MDRTD015	Chad - Food Crisis	DREF	11/08/2017	11/01/2018	0	1,792	-1,792
MDRTD016	Chad - Salamat Cholera	DREF	27/10/2017	27/01/2018	0	14,389	-14,389
MDRTD017	Chad -Population Movement	DREF	31/03/2018	31/08/2018	325,158	0	325,158
MDRTZ020	Tanzania - Earthquake	DREF	19/09/2016	19/12/2016	0	111,172	-111,172
MDRTZ021	Tanzania - Floods	DREF	30/04/2018	31/08/2018	196,499	0	196,499
MDRTZ022	Tanzania - Ferry Accident	DREF	02/10/2018	02/02/2019	52,724	0	52,724
MDRUG039	Uganda - Marburg	DREF	06/11/2017	06/02/2018	0	23,188	-23,188
MDRUG040	Uganda - Population Movement	EA	17/01/2018	30/06/2019	206,305	206,305	0
MDRUG041	Uganda - Ebola Virus Preparedness	DREF	11/09/2018	12/03/2019	279,788	0	279,788
MDRZA007	South Africa - Storm Surge	DREF	19/06/2017	19/09/2017	0	80,066	-80,066
MDRZM010	Zambia - Population Movement	DREF	26/09/2017	26/02/2018	0	20,747	-20,747
MDRZM011	Zambia - Cholera Outbreak	DREF	15/12/2017	18/04/2018	26,354	39,705	-13,351
MDRZW013	Zimbabwe - Cholera Outbreak	DREF	18/09/2018	18/12/2018	208,367	0	208,367
Total Africa					8,355,972	2,903,041	5,452,931

AMERICAS

MDR42004	Americas - Population Movement	EA	03/06/2018	06/09/2019	741,590	0	741,590
MDRAR014	Argentina - Floods in Sáenz Peña	DREF	02/02/2018	02/05/2018	142,649	19,425	123,224
MDRAR015	Argentina - Salta Floods	DREF	11/02/2018	11/06/2018	231,317	53,436	177,881
MDRBO011	Bolivia - Influenza Outbreak	DREF	16/06/2018	16/09/2018	72,274	0	72,274
MDRBR008	Brazil - Yellow Fever	DREF	19/03/2017	19/08/2017	0	32,908	-32,908
MDRCL013	Chile - Wildfires	EA	08/02/2017	09/09/2017	0	322	-322
MDRCC013	Colombia - Population Movement	DREF	31/07/2017	31/01/2018	0	12,982	-12,982
MDRCC014	Colombia - Population Movement	EA	15/03/2018	31/07/2019	328,817	328,817	0
MDRCC015	Colombia - Avalanche & Floods Risk	DREF	19/05/2018	19/08/2018	233,859	126,869	106,990
MDRCR017	Costa Rica - Floods	DREF	14/10/2018	14/02/2019	317,526	0	317,526
MDRDO010	Dominican Republic - Hurricane Irma	DREF	07/09/2017	06/01/2018	0	78,825	-78,825
MDRDO011	Dominican Republic - Cholera Outbreak	DREF	21/09/2018	21/12/2018	102,102	0	102,102
MDREC013	Ecuador - Population Movement	DREF	07/07/2018	07/10/2018	150,646	0	150,646
MDRGT010	Guatemala - Civil Unrest	DREF	08/09/2017	08/11/2017	0	17,861	-17,861
MDRGT011	Guatemala - Floods	DREF	29/09/2017	29/12/2017	0	9,086	-9,086
MDRGT012	Guatemala - Floods Alta Verapaz	DREF	09/11/2017	09/03/2018	0	14,029	-14,029
MDRGT013	Guatemala - Volcano Eruption	EA	06/06/2018	11/12/2019	256,877	256,877	0
MDRGT014	Guatemala - Population Movement	DREF	23/10/2018	31/03/2019	77,504	0	77,504
MDRHN011	Honduras - Floods	DREF	08/11/2017	08/02/2018	0	161,934	-161,934
MDRHN012	Honduras - Civil Unrest	DREF	04/12/2017	04/03/2018	0	28,256	-28,256
MDRHT014	Haiti - Hurricane Irma	DREF	07/09/2017	07/11/2017	0	39,914	-39,914
MDRHT015	Haiti - Earthquake	DREF	16/10/2018	16/01/2019	76,475	0	76,475
MDRNI007	Nicaragua - Tropical Storm	DREF	05/10/2017	05/02/2018	0	7,602	-7,602
MDRNI008	Nicaragua - Civil Unrest	DREF	23/04/2018	23/10/2018	333,319	0	333,319
MDRPY019	Paraguay - Floods	DREF	30/11/2018	28/02/2019	156,596	0	156,596
MDRSV011	El Salvador - Earthquake	DREF	18/05/2018	18/07/2018	22,072	9,556	12,516
MDRSV012	El Salvador - Floods	DREF	15/10/2018	15/02/2019	150,671	0	150,671
MDRTT001	Trinidad & Tobago - Floods	DREF	26/10/2018	26/01/2019	249,603	0	249,603
MDRUY003	Uruguay - Drought	DREF	21/03/2018	21/07/2018	83,976	8,145	75,831
MDRVC003	St-Vincent & Grenadines - Floods	DREF	13/12/2016	13/04/2017	0	47,735	-47,735
Total Americas					3,727,873	1,254,580	2,473,293

DREF Financial Report

ANNUAL REPORT 2018

Extracted from IFRC audited financial statements

Selected Parameters			
Appeal	MDR00001	Reporting Timeframe	2018
Budget	APPROVED	Budget Timeframe	2018
		Funding Source Split	Y

Refreshed on 25-Apr-2019 at 17:35

3. DREF ALLOCATIONS BY APPEAL / REGION

Appeal Code	Appeal Name	Type	Start Date	End Date	Grant/Loan	Reimbursement	Net
ASIA PACIFIC							
MDRAF004	Afghanistan - Drought	DREF	01/11/2018	01/04/2019	265,185	0	265,185
MDRBD018	Bangladesh - Population Movement	EA	13/01/2017	30/06/2019	100,000	0	100,000
MDRBD021	Bangladesh - displacement due to embankment collap	DREF	25/09/2018	25/01/2019	314,122	0	314,122
MDRCN006	China - Floods	DREF	15/07/2018	15/11/2018	381,563	0	381,563
MDRFJ002	Fiji - Tropical Cyclone KENI	DREF	01/04/2018	18/08/2018	237,715	38,165	199,550
MDRID012	Indonesia - Volcanic Eruption Mt Agung	DREF	26/09/2017	26/02/2018	0	26,266	-26,266
MDRID013	Indonesia - Earthquakes and Tsunamis	EA	31/07/2018	28/02/2021	1,578,621	1,578,621	0
MDRIN018	India - North East Floods	DREF	28/07/2017	27/11/2017	0	11,936	-11,936
MDRIN019	India - Bihar Floods	DREF	22/08/2017	31/12/2017	0	34,083	-34,083
MDRIN020	India - Kerala Floods	DREF	18/08/2018	18/01/2019	387,296	0	387,296
MDRIN021	India - Cyclones Gaja	DREF	22/11/2018	22/02/2019	295,653	0	295,653
MDRKP009	DPR Korea - Influenza A	DREF	07/02/2018	07/06/2018	303,779	1	303,778
MDRKP010	DPR Korea - Heat wave	DREF	09/08/2018	09/05/2019	213,474	0	213,474
MDRKP011	DPR Korea - Typhoon Soulik	DREF	23/08/2018	23/01/2019	342,046	0	342,046
MDRKP012	DPR Korea - Floods and Landslides	DREF	17/09/2018	17/02/2019	383,123	0	383,123
MDRLA005	Laos - Flash Floods	EA	26/07/2018	31/01/2020	400,000	400,000	0
MDRLK007	Sri Lanka - Dengue	DREF	24/07/2017	28/02/2018	0	14,955	-14,955
MDRLK008	Sri Lanka - Floods	DREF	30/05/2018	30/09/2018	358,257	49,398	308,859
MDRMM009	Myanmar - Cyclone Mora	DREF	09/06/2017	30/09/2017	0	16,212	-16,212
MDRMM011	Myanmar - Monsoon Floods	DREF	09/08/2018	09/12/2018	297,116	0	297,116
MDRMN007	Mongolia - Severe Winter 2018	DREF	14/02/2018	14/05/2018	257,842	1,810	256,032
MDRMN008	Mongolia - Flash Floods	DREF	15/07/2018	15/11/2018	319,024	0	319,024
MDRPG006	Papua New Guinea - Measles	DREF	01/11/2017	01/02/2018	0	45,998	-45,998
MDRPG007	Papua New Guinea - Volanic Activity	DREF	11/01/2018	11/06/2018	83,763	11,583	72,180
MDRPG008	Papua New Guinea - Earthquake	DREF	27/02/2018	27/07/2018	209,398	94,513	114,885
MDRPG009	Papua New Guinea - Polio Outbreak	DREF	06/07/2018	06/12/2018	128,582	0	128,582
MDRPH023	Philippines - Typhoon Nock-ten	EA	28/12/2016	31/12/2017	0	11,223	-11,223
MDRPH026	Philippines - Tropical Storm Tembin	EA	21/12/2017	31/03/2019	0	313,498	-313,498
MDRPH027	Philippines - Mayon Volcano Eruption	DREF	20/01/2018	20/06/2018	337,158	79,545	257,613
MDRPH028	Philippines - Habagat Floods	DREF	29/07/2018	29/11/2018	417,320	0	417,320
MDRPH029	Philippines - Typhoon Mangkhut	EA	13/09/2018	18/09/2019	400,000	400,000	0
MDRPH030	Philippines - Tropical Depression Usman	DREF	31/12/2018	31/03/2019	242,368	0	242,368
MDRPK014	Pakistan - Dengue Outbreak KP	DREF	18/09/2017	18/12/2017	0	23,020	-23,020
MDRTO001	Tonga - Tropical Cyclone Gita	DREF	15/02/2018	31/05/2018	296,517	154,138	142,379
MDRVN015	Vietnam - Typhoon Doksuri	DREF	24/09/2017	24/11/2017	0	29,982	-29,982
MDRVN016	Vietnam - Floods	DREF	23/10/2017	23/01/2018	0	5,485	-5,485
MDRVN017	Vietnam - Typhoon Damrey	DREF	10/11/2017	10/02/2018	0	68,309	-68,309
MDRVU004	Vanuatu - Tropical Storm Donna	DREF	19/05/2017	31/10/2017	0	21,749	-21,749
MDRVU005	Vanuatu - Volcano Eruption	DREF	29/09/2017	31/03/2018	0	27,742	-27,742
MDRVU006	Vanuatu - Ambae Volcanic Eruption 2018	DREF	26/04/2018	27/10/2018	298,654	33,632	265,022
MDRVU007	Vanuatu - Ambrym Volcano & Earthquake	DREF	27/12/2018	27/04/2019	131,432	0	131,432
Total Asia Pacific					8,980,008	3,491,863	5,488,145

EUROPE

MDR65002	Kerch College Attack	DREF	30/10/2018	30/04/2019	52,534	0	52,534
MDRAL007	Albania - Floods	DREF	09/12/2017	09/05/2018	0	27,797	-27,797
MDRAM004	Armenia - Hailstorm	DREF	07/09/2018	07/12/2018	257,134	0	257,134
MDRBA010	Bosnia and Herzegovina - Population Movement	DREF	28/06/2018	28/11/2018	212,733	0	212,733
MDRBA011	Bosnia and Herzegovina - Population Movement	EA	07/12/2018	08/12/2019	300,000	300,000	0
MDRBY008	Belarus - Floods	DREF	28/03/2018	28/07/2018	199,379	6,185	193,194
MDRGE011	Georgia - Floods	DREF	25/07/2018	25/10/2018	60,060	6,335	53,725
MDRGR002	Greece - Floods	DREF	27/11/2017	27/03/2018	0	28,794	-28,794
MDRME007	Republic of Montenegro - Population Movement	DREF	21/06/2018	21/12/2018	370,787	0	370,787
MDRRU022	Russia - Fire	DREF	09/04/2018	09/10/2018	73,370	1,428	71,942
MDRRU023	Russia - Floods	DREF	26/04/2018	08/10/2018	341,916	52,285	289,631
MDRRU025	Russia - Floods in Krasnodar Krai	DREF	11/11/2018	11/04/2019	185,622	0	185,622

DREF Financial Report

ANNUAL REPORT 2018

Extracted from IFRC audited financial statements

Selected Parameters			
Appeal	MDR00001	Reporting Timeframe	2018
Budget	APPROVED	Budget Timeframe	2018
		Funding Source Split	Y

Refreshed on 25-Apr-2019 at 17:35

3. DREF ALLOCATIONS BY APPEAL / REGION

Appeal Code	Appeal Name	Type	Start Date	End Date	Grant/Loan	Reimbursement	Net
MDRTJ027	Tajikistan - Floods	DREF	01/06/2018	01/09/2018	132,060	1,583	130,477
Total Europe					2,185,595	424,406	1,761,189

MIDDLE EAST AND NORTH AFRICA

MDRDZ003	Algeria - Cold Wave	DREF	26/01/2017	26/04/2017	0	7,755	-7,755
MDREG013	Egypt - Floods	DREF	08/11/2016	08/02/2017	0	173,875	-173,875
MDRIQ009	Iraq - Earthquake	DREF	01/12/2017	01/03/2018	0	5,167	-5,167
MDRMA009	Morocco - Cold Wave	DREF	23/01/2018	23/04/2018	249,530	0	249,530
MDRTN006	Tunisia - Forest Fire	DREF	10/08/2017	10/11/2017	0	12,373	-12,373
MDRTN007	Tunisia - Migrants	DREF	03/08/2018	03/10/2018	57,373	57,373	0
MDRTN008	Tunisia - Flash Floods	DREF	03/10/2018	28/02/2019	294,452	0	294,452
Total Middle East and North Africa					601,355	256,544	344,811

TOTAL DREF ALLOCATIONS	23,850,803	8,330,434	15,520,369
-------------------------------	-------------------	------------------	-------------------

DREF Financial Report

ANNUAL REPORT 2018

Extracted from IFRC audited financial statements

Selected Parameters			
Appeal	MDR00001	Reporting Timeframe	2018
Budget	APPROVED	Budget Timeframe	2018
		Funding Source Split	Y

Refreshed on 25-Apr-2019 at 17:35

All figures are in Swiss Francs (CHF)

4. DREF ALLOCATIONS/REIMBURSEMENTS BY OPERATION TYPE

	Grant/Loan	Reimbursement	Net
PREVIOUS YEARS REIMBURSEMENTS			
Africa	80,000	1,218,220	-1,138,220
Americas	0	451,454	-451,454
Asia Pacific	0	650,458	-650,458
Europe	0	56,590	-56,590
Middle East and North Africa	0	199,171	-199,171
Total Previous Years Reimbursements	80,000	2,575,894	-2,495,894
EMERGENCY APPEAL LOANS - 2018			
Africa	1,995,544	1,570,546	424,998
Americas	1,327,284	585,694	741,590
Asia Pacific	2,478,621	2,378,621	100,000
Europe	300,000	300,000	0
Total Emergency Appeal Loans 2018	6,101,449	4,834,861	1,266,588
DREF OPERATIONS GRANTS - 2018			
Africa	6,280,428	114,275	6,166,153
Americas	2,400,589	217,432	2,183,157
Asia Pacific	6,501,387	462,784	6,038,603
Europe	1,885,595	67,815	1,817,780
Middle East and North Africa	601,355	57,373	543,982
Total DREF Operations Grants 2018	17,669,354	919,679	16,749,674
TOTAL			
Africa	8,355,972	2,903,041	5,452,931
Americas	3,727,873	1,254,580	2,473,293
Asia Pacific	8,980,008	3,491,863	5,488,145
Europe	2,185,595	424,406	1,761,189
Middle East and North Africa	601,355	256,544	344,811
Total	23,850,803	8,330,434	15,520,369

FbA Fund Financial Report

ANNUAL REPORT 2018

Extracted from IFRC audited financial statements

Selected Parameters			
Appeal	MDR00004	Reporting Timeframe	2018
Budget	APPROVED	Budget Timeframe	2018
		Funding Source Split	Y

Refreshed on 25-Apr-2019 at 17:39

All figures are in Swiss Francs (CHF)

1. IN SUMMARY

FbA FUND ANNUAL TARGET	1,300,000
-------------------------------	------------------

OPENING BALANCE

CASH CONTRIBUTIONS	1,958,252
INKIND GOODS & TRANSPORT	
INKIND PERSONNEL	30,890
OTHER INCOME	

TOTAL INCOME	1,989,142
---------------------	------------------

TARGET COVERAGE (INCOME VS TARGET)	153.01%
------------------------------------	---------

TOTAL FUNDING	1,989,142
----------------------	------------------

TOTAL EXPENSES	-44,827
-----------------------	----------------

NET FbA FUND ALLOCATIONS

CLOSING BALANCE	1,944,316
------------------------	------------------

2. FUNDING

Description	Total	Deferred Income
A. OPENING BALANCE		
OPENING BALANCE		
B. INCOME		
CASH CONTRIBUTIONS		
German Government	1,262,946	
German Red Cross	29,288	
The Canadian Red Cross Society (from Canadian Government*)	73,896	
The Netherlands Red Cross (from Netherlands Government*)	592,123	
TOTAL CASH CONTRIBUTIONS	1,958,252	
INKIND PERSONNEL		
German Red Cross	30,890	
TOTAL INKIND PERSONNEL	30,890	
TOTAL INCOME	1,989,142	
TOTAL FUNDING (incl. Op Balance)	1,989,142	

*Funding source data based on information provided by the donor

The Fundamental Principles of the International Red Cross and Red Crescent Movement

Humanity The International Red Cross and Red Crescent Movement, born of a desire to bring assistance without discrimination to the wounded on the battlefield, endeavours, in its international and national capacity, to prevent and alleviate human suffering wherever it may be found. Its purpose is to protect life and health and to ensure respect for the human being. It promotes mutual understanding, friendship, cooperation and lasting peace amongst all peoples.

Impartiality It makes no discrimination as to nationality, race, religious beliefs, class or political opinions. It endeavours to relieve the suffering of individuals, being guided solely by their needs, and to give priority to the most urgent cases of distress.

Neutrality In order to enjoy the confidence of all, the Movement may not take sides in hostilities or engage at any time in controversies of a political, racial, religious or ideological nature.

Independence The Movement is independent. The National Societies, while auxiliaries in the humanitarian services of their governments and subject to the laws of their respective countries, must always maintain their autonomy so that they may be able at all times to act in accordance with the principles of the Movement.

Voluntary service It is a voluntary relief movement not prompted in any manner by desire for gain.

Unity There can be only one Red Cross or Red Crescent Society in any one country. It must be open to all. It must carry on its humanitarian work throughout its territory.

Universality The International Red Cross and Red Crescent Movement, in which all societies have equal status and share equal responsibilities and duties in helping each other, is worldwide.