

Emergency Plan of Action Operation Update

Ghana: Flood response

DREF No. MDRGH016	GLIDE n° FL-2019-000135-GHA
EPoA update n° 1; date of issue: 20 February 2020	Timeframe covered by this update: 6 October 2019 to 14 February 2020
Operation start date: 26 October 2019	Operation timeframe: 5 months and end date: 30 March 2020
Overall operation budget: CHF 152,657	DREF amount initially allocated: CHF152,657
N° of people being assisted: 26,083 (4,333 households)	
Red Cross Red Crescent Movement partners currently actively involved in the operation: Ghana Red Cross Society, and Swiss Red Cross	
Other partner organizations actively involved in the operation: National Disaster Management Organisation (NADMO) Ghana Health Services	

Summary of major revisions made to emergency plan of action:

This operation update seeks a one month no cost timeframe extension up to 30 March 2020 to ensure implementation of the following pending activities:

1. Complete the rehabilitation of water points as planned in the EPoA;
2. Complete the DREF review and lessons learnt workshop.

A. SITUATION ANALYSIS

Description of the disaster

Between 6 and 9 October 2019, Ghana experienced heavy rains combined with water releases from the Bagre Dam in Burkina Faso which caused serious flooding and extensive damage to farmlands, houses, properties and loss of lives across the country and particularly in the Upper East region. In comparison to the previous floods (2018), the 2019 floods caused more damages in terms of shelter (partially or completely destroyed) and loss of household items.

Soon after the disaster, a joint rapid assessment completed by National Disaster Management Organization (NADMO) and Ghana Red Cross Society (GRCS) reported that a total of 26,083 people (out of which 10,890 were children) were affected and 19 deaths were reported in the Upper East Region. There were 133 households displaced now taking shelter in Manyoro Area Council. A total of 116 communities from 13 districts were negatively affected by the floods. Over 2,218 houses were destroyed with 3,743 others partially destroyed and their occupants displaced and now sheltered in nearby schools, churches, Area council and with relatives.

In support, the IFRC launched a [DREF operation](#) for Swiss francs 152,657 to enable Ghana Red Cross Society (GRCS) meet the urgent needs of the affected communities and aid 4,333 households through shelter household items, water, sanitation and hygiene (WASH) and health interventions.

Summary of current response

Overview of Host National Society

To date, this DREF operation has allowed GRCS to achieve the following in the sectors of shelter and WASH:

- **Shelter:** The operation supported 600 households or 3,600 people with household items including blankets, mats, and kitchen sets to mainly vulnerable men and women who had been displaced by the flood water and evacuated and sheltered in schools and/or religious institutions (churches and mosques).
- **Water, Sanitation and Hygiene:** A total of 4,330 affected households were reached with hygiene promotion and awareness activities. Of the 4,330 households targeted, 600 households or 3,600 people benefited from

WASH related NFIs. Distribution of water treatment tablets (Aqua tabs: 1 tablet for 20L per day per HH, 50 tablets per 6 weeks to support 600 HHs) for households. Six hundred (600) family hygiene kits (1 kit per household, including, sanitary packs, toothbrushes and toothpaste) were distributed to the affected households. The operation mobilized some communities to promote environmental clean-up campaigns to ensure a decent and hygienic environment. Volunteers conducted at least one clean-up campaign per month covering 4 communities.

Overview of Red Cross Red Crescent Movement in country

Swiss Red Cross provided support for the flood affected population (outside of this DREF operation). In addition, the Swiss Red Cross is in the process of building 100 houses for vulnerable households as part of the rehabilitation interventions.

The International Federation of Red Cross and Red Crescent Societies (IFRC), through its WASH delegate based in Ghana and with technical support from the Abuja Country Cluster Support Team (CCST), is supporting the National Society by providing technical support, coordination and resource mobilisation.

Overview of non-RCRC actors in country

NADMO provided 24,687 NFIs and 25,888 food items that were distributed to beneficiaries in the upper east region. This was done in collaboration with Action Aid, Care International, Adventist Development and Relief Agency (ADRA) amongst other stakeholders.

Needs analysis and scenario planning

Needs analysis

Based on the assessment conducted by NADMO and Red Cross by 18th October 2019, a total of 26,083 people (4,333 households) in 13 districts (116 communities) have been affected by the floods, 2218 houses destroyed, and 3,743 houses partially destroyed resulting in 21 deaths and 19 injured. There were 133 households displaced and taking shelter in Manyoro Area Council. Some of the water and sanitation infrastructures were inundated and or contaminated by flood waters. See Table 1 below for details:

Table 1: Number of Persons Affected

	DISTRICTS	NUMBER OF PERSONS AFFECTED						Total people affected	Partially destroyed houses	Completely destroyed houses	Total houses affected
		ADULTS		CHILDREN		Injured	Deaths				
		M	F	M	F						
1	Bolgatanga	176	190	253	258	0	3	877	6	198	204
2	Navrongo	977	1,068	1,418	1,591	3	3	5,054	34	985	1,019
3	Bawku	240	298	70	95	3	1	703	30	120	150
4	Bolgatanga East	6	8	12	9	0	0	35	6	1	7
5	Kassena Nankana West	457	503	608	476	5	4	2,044	230	34	264
6	Builsa North	2,155	2,824	536	461	8	3	5,976	1,478	635	2,113
7	Builsa South	253	362	476	636	0	0	1,727	270	53	323
8	Pusiga	229	304	225	254	0	0	1,012	297	19	316
9	Binduri	240	254	258	245	0	1	997	244	1	245
10	Garu	172	361	149	201		1	883	192	28	220
11	Tempane	206	412	371	628	0	0	1,617	92	13	105
12	Bongo	945	2,183	372	628	0	1	4,128	724	106	830
13	Talensi	167	203	314	346	0	4	1,030	151	25	176
TOTAL		6,223	8,970	5,062	5,828	19	21	26,083	3,743	2,218	5,961

Health: The floods posed a risk of spread of vector and water borne diseases such as cholera, malaria and other diarrheal diseases stemming from lack of access to safe water as well as proper sanitation facilities in the affected

areas. Most of the water sources were contaminated due to the floods. The sanitation facilities have been destroyed by the floods in some areas leading to high incidences of open defaecation.

Water and sanitation: Several water and sanitation infrastructure have been affected by the floods; hence the operation. Further technical assessment was required to determine the extent of damage to WASH facilities.

Operation Risk Assessment

The operation had anticipated three possible scenarios categorised as best case, most likely and worst scenario. At the time of writing this update, the situation is at the best-case scenario category, therefore, the rains stopped, water levels reduced significantly and associated risks to most of the population have been significantly reduced.

B. OPERATIONAL STRATEGY

Proposed strategy


Overall Operational objective:

The overall objective of the operation is to provide rapid life-saving support to 600 households completely displaced out of the 4,333 affected by floods focusing on shelter, WASH and Health interventions through social mobilization and distribution household items.

Proposed strategy

The proposed strategy outlined in the EPoA remains the same. Kindly see the DREF operation link [here](#) for details.

C. DETAILED OPERATIONAL PLAN

	<p>Shelter</p> <p>People reached: 3,600 for 600 households</p> <p>Male: 1,900 Female: 1,700</p>	
<p>Outcome 1: Communities in disaster and crisis affected areas restore and strengthen their safety, well-being and longer-term recovery through shelter and settlement solutions</p>		
Indicators:	Target	Actual
# of households supported with shelter assistance and household items	600	600
<p>Output 1.1: Short, medium and long-term shelter and settlement assistance is provided to affected households</p>		
Indicators:	Target	Actual
# of blankets and mats procured and distributed	1,200 mats 1,200 blankets	1,200 mats 1,200 blankets
# of kitchen sets procured and distributed to households	600	600
<p>Progress towards outcomes</p>		
<p>The operation supported 600 households or 3,600 people with NFIs including blankets, mats, and kitchen sets to mainly vulnerable men and women who had been displaced by the flood water and evacuated and sheltered in schools and or religious institutions (churches and mosques). Beneficiary registration and ration cards were developed and used for the distribution of the non-food items. The NFI items included: blankets (2 per family), kitchen sets (1 per family) and 2 mats (2 per family). Monitoring field visits were conducted at headquarter, regional and district level.</p>		
<p>Challenges:</p> <ul style="list-style-type: none"> • There were delays in procurement of relief items therefore exposing the affected communities to hardship. • Difficulty in accessing some of the affected communities due to bad terrain and the severity of the situation. 		



Distribution of NFIs to beneficiaries



Health

People reached: 26,000 (4,333 households)

Male: 14,000

Female: 12,000

Outcome 1: The immediate risks to the health of affected populations are reduced

Indicators:	Target	Actual
# of people reached with RC health education	26,000	22,000
# of vulnerable households provided with mosquito nets to prevent malaria	600	600

Output 1.1: The health situation and immediate risks are assessed using agreed guidelines

Indicators:	Target	Actual
# of volunteers trained and deployed in target communities (Target: 100 volunteers and supervisors)	100	100

Output 1.3: Community-based disease prevention and health promotion and early detection (surveillance) or potential disease outbreaks is provided to the target population

Indicators	Target	Actual
# of surveillance teams established and functional by communities	13	13
# of community based first-aid points established with ORS established	13	13
# of mosquito nets procured and distributed to families	1,200	1,200

Progress towards outcomes

Though floods pose a high risk associated with public health diseases including cholera and other diarrheal diseases, the Upper East Region did not record an outbreak of cholera and diarrhoea during and after the floods. In order to reduce associated risks, this DREF operation setup community resilience capacities by establishing 13 community-based health and first aid posts with Community Health-base and Planning Services (CHPS) and Health Centres which was providing Oral Rehydration Management posts and establishing a community-based disease surveillance network in all target communities. These health posts had a link to their geographical areas.

Through this DREF operation, 100 volunteers were trained and subsequently provided with Red Cross Health Education reaching over 22,000 people (3,666 HHs). The collaboration between the Ghana Red Cross Society and Ghana Health Services has been further strengthened in the area of volunteering training. The performance of the volunteers exceeded the target that was set for them on the hygiene promotion exercise and with all 100 volunteers participating.

The operation procured 1,200 mosquito nets for distribution; 2 per household to the most vulnerable beneficiaries including lactating and pregnant women, the elderly, female headed households and children under 6 years. The targeted quantity of mosquito nets to be procured was achieved.

Nevertheless, community awareness and prevention on malaria continued to take place as part of the community social mobilisation activities. Intensive health and hygiene awareness campaigns through house-to-house, public meeting and radio slots were carried out.

Challenges:

- Difficulty in accessing some of the affected communities due to bad terrain and the severity of the situation.



Water, sanitation and hygiene

People reached: 26,000 people (4,333 households)

Male: 14,000

Female: 12,000

Outcome 1: Immediate reduction in risk of waterborne and water related diseases in targeted communities

Indicators:	Target	Actual
# of households reached with WASH software activities interventions	4,333	1,900
# of vulnerable households provided with WASH related NFI	600	600

Output 1.1: Continuous assessment of water, sanitation, and hygiene situation is carried out in targeted communities

Indicators:	Target	Actual
# Of water, sanitation and hygiene situation assessments conducted	NA	
# of coordination meetings held with other WASH actors	NA	

Output 1.2: Daily access to safe water which meets Sphere and WHO standards in terms of quantity and quality is provided to target population

Indicator	Target	Actual
# of households provided with Aqua tabs	600	600
# of people trained on safe water storage	26,000	<ul style="list-style-type: none"> • 18,000 reached directly • 110,000 reached indirectly
# of buckets procured and distributed to targeted households	600	600
# of jerrycans procured and distributed to targeted households	600	600
# of water points rehabilitated	13	1
# of household surveys and quality tests conducted (Target: 5 % sampled from 600 HHs sampled)	5%	0%

Output 1.3: Adequate sanitation which meets Sphere standards in terms of quantity and quality is provided to target population



Indicator	Target	Actual
# of handwashing, cleansing and menstrual hygiene disposals equipment provided	600	600

Output 1.3: Adequate sanitation which meets Sphere standards in terms of quantity and quality is provided to target population

Indicator	Target	Actual
# of handwashing, cleansing and menstrual hygiene disposals equipment provided	600	600

Output 1.4: Hygiene promotion activities which meet Sphere standards in terms of the identification and use of hygiene items provided to target population		
Indicator	Target	Actual
# of volunteers trained on hygiene promotion	100	100
# of households reached with hygiene messaging	4,330	4,330
# of TV and radio spots produced to raise awareness	2 (radio)	3 (radio)
# of community volunteers trained on social mobilization approaches to promote health and hygiene	100	100
Output 1.5: Hygiene-related goods (Household items) which meet Sphere standards and training on how to use those goods is provided to the target population		
Indicator	Target	Actual
# of households provided with soap	600	600
# of households supported with hygiene kits	600	600
Progress towards outcomes		
<p>A total of 4,330 affected households were reached with hygiene promotion and awareness activities. Of the 4,330 households, 600 households or 3,600 people benefited from WASH related NFIs. The beneficiary selection criteria included the following criteria: displaced families (homes damaged or submerged) and essential household NFIs damaged/lost, elderly, pregnant and lactating women, female headed households and households with under-fives and people with disabilities. Each household received 15L bucket, 20L jerry can and 50 water purification tablets to be used for 6 weeks. The distribution of aqua tabs, hygiene kits and the number of people trained to use the hygiene kits reached all the set targets.</p> <p>To ensure access to safe water supply, GRCS distributed water treatment tablets (Aqua tabs; 1 tablet for 20L, 20L per day per HH, 50 tablets per 6 weeks to support 600 HHs) for household water treatment. Affected households were educated on the use of aqua tabs and the contents of hygiene kits and the number of households reached exceeded the target that was set before the exercise. Each household received a 20L jerry can and 15L bucket for safe storage of household water. Six hundred (600) family hygiene kits (1 kit per household, including, sanitary packs, toothbrushes and toothpaste) were distributed to the affected households.</p> <p>One hundred (100) volunteers were trained in hygiene messaging and social mobilization. The operation mobilized some communities to promote environmental clean-up campaigns to ensure a decent and hygienic environment. Volunteers conducted at least one clean-up campaign per month covering 4 communities. At the time of implementation of this DREF operation, the need for rehabilitation of 13 water points was to be irrelevant, except in one community where the construction of a new borehole was needed as an upgrade to the open dug well water source that was damaged and contaminated with flood debris.</p> <p>Challenges:</p> <ul style="list-style-type: none"> The beneficiaries were scattered in various locations making it difficult and challenging to deploy standard WASH emergency kits e.g. KIT 5, in position with GRCS to community with damaged water system. Difficulty in accessing some of the affected communities due to bad terrain and the severity of the situation. 		

Strengthen National Society		
Outcome 1: Effective response preparedness and NS surge capacity mechanism is maintained		
Indicators:	Target	Actual
# of PDM completed	1	Ongoing
Output 1.1: Resource generation and related accountability models are developed and improved		
Indicators:	Target	Actual
# of accountability and feedback systems set up	22	30
# of volunteers trained on CEA	100	100

# of lessons learnt workshop conducted	1	0
Progress towards outcomes		
<p>PMER activities were rolled out to ensure the quality of implementation throughout the operational management cycle. NS was responsible for the day-to-day monitoring of the operation, primarily at branch level, supported by NHQ and the IFRC team. NDRT member at the National Headquarters level was deployed to provide support during the operation. Community engagement and accountability (CEA) was an integral part of this operation, through already existing capacity. CEA focal persons in each target district were responsible for coordinating community engagement and accountability intervention.</p> <p>CEA activities included awareness and information sharing mechanisms through community engagement during meetings and personal interactions at household level, facilitated radio call in sessions moderated by senior Red Cross and other stakeholders. Communities were encouraged to use other medium such as call in to designated focal persons, sharing most significant stories and face to face interviews. Thus, through trusted and preferred communication channels (radio, traditional leaders, volunteers, helpdesk and the phone-line) by communities.</p> <p>Feedback and complaints system were also established in consultation with all communities and advertised widely to ensure everyone was aware of the system and was comfortable using it. These feedbacks were critical for identifying at-risk behaviours on cholera and hygiene and identifying issues related to integrity in communities during distribution activities. The PDM to the communities are currently ongoing.</p> <p>Challenges:</p> <ul style="list-style-type: none"> ▪ Mobile telecommunication network accessible was a major problem which affected feedback and complaints through mobile phone communications. ▪ Difficulty in accessing some of the affected communities due to bad terrain and the severity of the situation. 		
		
		
<p><i>Help Desk set up in the community</i> <i>Partially collapsed in the community</i></p>		

D. BUDGET

No changes have been made to the initially allocated budget of CHF 152,657.

Reference documents



Click here for:

- [Emergency Plan of Action \(EPoA\)](#)

For further information, specifically related to this operation please contact:**National Society**

- **Ghana Red Cross Society:** Samuel Kofi Addo, Secretary General, Ghana Red Cross; email: redcrossghana@yahoo.com, phone: +233 020 6983284

In the IFRC West Africa

- Ruben Cano, Head of West Africa Cluster, phone: +234 8035204391; email: ruben.cano@ifrc.org
- Abel Augustinio, WASH Delegate, Ghana, phone: +233 552570125 email: abel.augustinio@ifrc.org

IFRC office for Africa Region:

- Adesh Tripathee, Head of Disaster Crisis Prevention, Response and Recovery Department, Nairobi, Kenya; phone +254731067489; email: adesh.tripathee@ifrc.org
- Alina Atemnkeng, DREF Delegate – Africa, phone: +254731067277; email: alina.atemnkeng@ifrc.org

In IFRC Geneva :

- Nicolas Boyrie, Operations Coordination, Senior Officer, DCPRR Unit Geneva; email: nicolas.boyrie@ifrc.org
- Eszter Matyeka, DREF Senior Officer, DCPRR Unit Geneva; email: eszter.matyeka@ifrc.org

For IFRC Resource Mobilization and Pledges support:

- **IFRC Africa Regional Office for resource Mobilization and Pledge:** Franciscah Cherotich Kilel, Senior Officer Partnership and Resource Development, Nairobi, email: franciscah.kilel@ifrc.org

For In-Kind donations and Mobilization table support:

- **IFRC Africa Regional Office for Logistics Unit:** Rishi Ramrakha, Head of Africa Regional Logistics Unit, email: rishi.ramrakha@ifrc.org; phone: +254 733 888 022

For Performance and Accountability support (planning, monitoring, evaluation and reporting enquiries)

- **IFRC Africa Regional Office:** Marie Manrique, Acting Regional PMER Manager; email: marie.manrique@ifrc.org

How we work

All IFRC assistance seeks to adhere to the **Code of Conduct** for the International Red Cross and Red Crescent Movement and Non-Governmental Organizations (NGO's) in Disaster Relief and the **Humanitarian Charter and Minimum Standards in Humanitarian Response (Sphere)** in delivering assistance to the most vulnerable. The IFRC's vision is to inspire, **encourage, facilitate and promote at all times all forms of humanitarian activities** by National Societies, with a view to **preventing and alleviating human suffering**, and thereby contributing to the maintenance and promotion of human dignity and peace in the world.

The IFRC's work is guided by Strategy 2020 which puts forward three strategic aims:



Save lives,
protect livelihoods,
and strengthen recovery
from disaster and crises.



Enable **healthy**
and **safe** living.



Promote social inclusion
and a culture of
non-violence and **peace**.

DREF Operation

INTERIM FINANCIAL REPORT

Selected Parameters			
Reporting Timeframe	2019/10-2020/1	Operation	MDRGH016
Budget Timeframe	2019/10-2020/2	Budget	APPROVED

Prepared on 20/Feb/2020

All figures are in Swiss Francs (CHF)

MDRGH016 - Ghana - Floods

Operating Timeframe: 26 Oct 2019 to 26 Feb 2020

I. Summary

Opening Balance	0
Funds & Other Income	152,657
DREF Allocations	152,657
Expenditure	-84,979
Closing Balance	67,678

II. Expenditure by area of focus / strategies for implementation

Description	Budget	Expenditure	Variance
AOF1 - Disaster risk reduction			0
AOF2 - Shelter	52,185	40,801	11,384
AOF3 - Livelihoods and basic needs			0
AOF4 - Health	10,575	5,129	5,447
AOF5 - Water, sanitation and hygiene	59,810	28,046	31,764
AOF6 - Protection, Gender & Inclusion		160	-160
AOF7 - Migration			0
Area of focus Total	122,571	74,135	48,435
SFI1 - Strengthen National Societies	13,792	10,843	2,949
SFI2 - Effective international disaster management	16,295		16,295
SFI3 - Influence others as leading strategic partners			0
SFI4 - Ensure a strong IFRC			0
Strategy for implementation Total	30,086	10,843	19,243
Grand Total	152,657	84,979	67,679

DREF Operation

INTERIM FINANCIAL REPORT

Selected Parameters			
Reporting Timeframe	2019/10-2020/1	Operation	MDRGRH016
Budget Timeframe	2019/10-2020/2	Budget	APPROVED

Prepared on 20/Feb/2020

All figures are in Swiss Francs (CHF)

MDRGRH016 - Ghana - Floods

Operating Timeframe: 26 Oct 2019 to 26 Feb 2020

III. Expenditure by budget category & group

Description	Budget	Expenditure	Variance
Relief items, Construction, Supplies	96,890	68,892	27,998
Clothing & Textiles	40,800	37,138	3,662
Water, Sanitation & Hygiene	33,900	25,766	8,134
Medical & First Aid	10,190	127	10,063
Utensils & Tools	12,000	5,861	6,139
Logistics, Transport & Storage	1,800		1,800
Transport & Vehicles Costs	1,800		1,800
Personnel	12,350	150	12,200
National Society Staff	4,000		4,000
Volunteers	8,350	150	8,200
Workshops & Training	17,000		17,000
Workshops & Training	17,000		17,000
General Expenditure	15,300	4,988	10,312
Travel	12,200		12,200
Information & Public Relations	1,200	1,810	-610
Office Costs	600		600
Communications	900		900
Financial Charges	400	3,178	-2,778
Operational Provisions		5,762	-5,762
Operational Provisions		5,762	-5,762
Indirect Costs	9,317	5,186	4,131
Programme & Services Support Recover	9,317	5,186	4,131
Grand Total	152,657	84,979	67,679