

MAA00010

April 2013

Period covered:

January to December 2012

**Jamaica, Hurricane Sandy
October 2012**

Following the destruction caused in the Caribbean by Hurricane Sandy, the Jamaica Red Cross carried out door to door evaluations in the three most affected parishes, St. Thomas, St. Mary and Portland (Photo: IFRC)



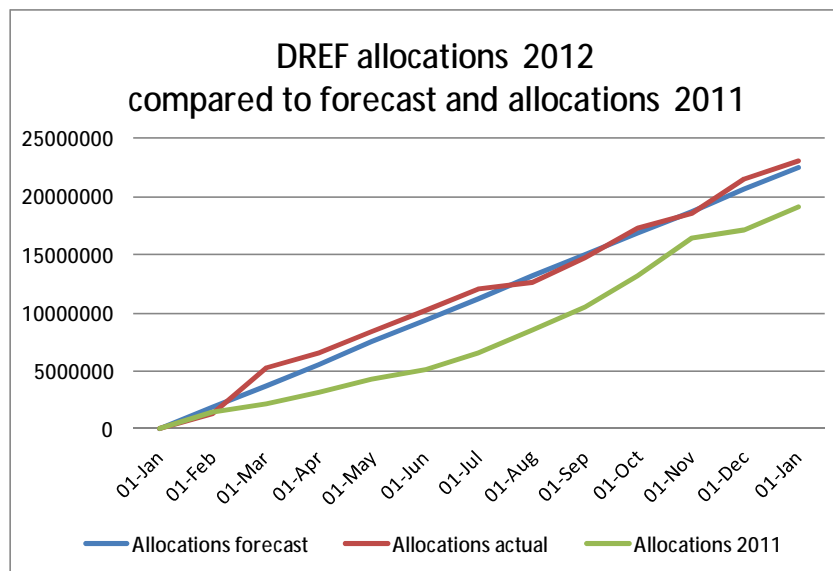
Overview

The DREF allocated a total amount of CHF 23,124,899 in 2012. Seventy-five per cent of the allocations, CHF 17,364,759, were made as grants to small-scale operations implemented by National Societies for which no emergency appeal was launched, known as DREF operations. CHF 5,760,140 was allocated as loans of start-up funding to emergency appeals.

Statistics on use of DREF 2012	Number	Amount in CHF	
Total of allocations made	135	23,124,899	
Start-up funding for emergency appeals	30	5,760,140	25%
Grants for DREF operations	105	17,364,759	75%
Number of different operations*	129		
Number of recipient Red Cross Red Crescent Societies	76		
Number of beneficiaries	12,270,370		

*Some operations receive two allocations for the same operation

The amount allocated was 3 per cent higher than forecast and 21 per cent higher than in 2011. The amount allocated as grants to DREF operations was 31 per cent higher than in 2011 and approximately the same amount as in 2010. The amount allocated as loans to emergency appeals was almost the same as in 2011.



INTERVENTION INFORMATION		
Implementing Secretariat body and host National Society/ies:	Geographical coverage:	Type of intervention:
Disaster and Crises Management Department	Global	Disaster and Crisis management
Expected start date:	Expected duration:	Number of people to be reached:
01 January 2012	31 December 2013	Est. 20 million
Project Manager:	Project Code:	Total Budget:
Simon Eccleshall	G30500 / G00077	2012: CHF 18,029,890

Goal: National Societies provide rapid and effective assistance to vulnerable people affected by disasters and crises with the provision of timely and adequate financial support from the DREF.

Financial situation and analysis

The budget for 2012 was CHF18,029,890. Income amounted to CHF 18,709,204 (104 per cent of target). Contributions amounted to CHF18,690,576 and CHF18,628 was paid in interest on the balance of the fund.

The opening balance on 1 January 2012 was CHF 7,398,529 and the balance on 31 December 2012, CHF 8,566,653 .

CHF 23,124,899 was disbursed as allocations for operations in 2012, of which CHF 9,262 was disbursed to cover small DREF operation closing deficits on 2 operations from 2011. CHF 6,156,322 was reimbursed to the fund as DREF loans and unspent balances of DREF grants made in 2012 and previous years.

The DREF coordination expenditure amounted to CHF 572,503, which is 8 per cent above the annual budget of CHF 529,891. The over-spend was primarily costs of external audits of DREF operations carried out by National Societies working under a cash transfer arrangement, which were not budgeted for.

[Click here to go directly to the financial report.](#)

Number of people reached

Operations supported by DREF during the twelve month period were aiming to bring assistance to approximately 12.3 million people.

This number includes direct and indirect beneficiaries of assistance, such as people reached through social mobilization for vaccination and hygiene promotion campaigns.

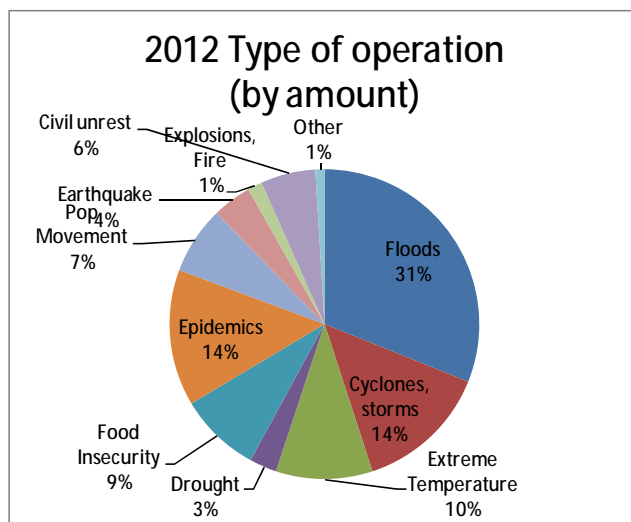
Context

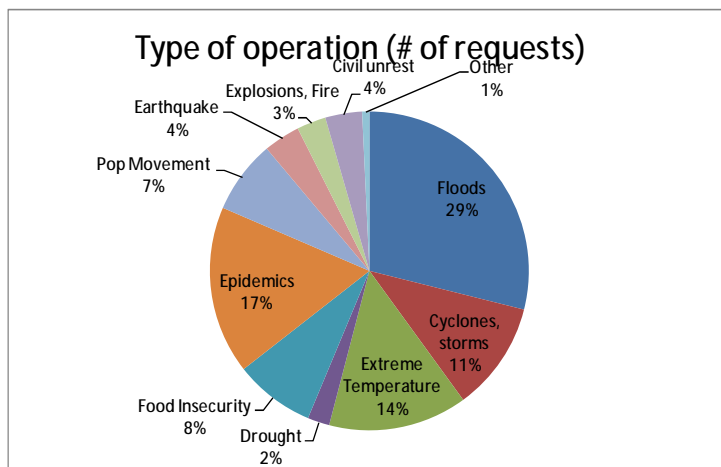
There were fewer major sudden onset disasters in 2012 compared to the average for the last five years and no mega disasters. During the first six months there were a number of tropical storms during the cyclone season in the Indian Ocean which led to limited scale emergency appeals for Mozambique, Madagascar and the Comoros islands. The rainy season in southern Africa generated only one request for response to floods from Malawi Red Cross. At the end of June, multiple countries in southern Africa were in fact reporting drought conditions which have led to poor harvests and which are exacerbating existing food insecurity.

Three of the biggest appeals launched by the International Federation in 2012 were linked to the population movement caused by continuing crisis in Syria and the Middle East. No DREF funding was requested at the launch of these appeals.

The majority of emergency appeals launched in 2012 were for African National Societies and 15 of the 23 appeals were for slowly evolving disasters such as food insecurity in the Sahel and southern Africa regions and for food insecurity and population movement in East Africa. In addition to these and to the appeals launched to support response to floods mentioned above, one appeal was launched to support the Sierra Leone Red Cross to respond to the serious outbreak of cholera. Only one appeal did not receive start-up funding from the DREF: the Kenya complex emergency appeal.

The La Niña phase experienced in 2011 weakened and became neutral over the first six months of 2012, while a weak El Niño developed after mid-August 2012. Globally hydro-meteorological events – floods, cyclones and storms - were less frequent in 2012 than the ten year average. The exceptions were the active typhoon season from in the north-western Pacific from May to December with 25 tropical storms, 15 typhoons of which 5 were extreme typhoons and the particularly destructive North Atlantic hurricane season with 19 tropical storms, 10 hurricanes and 2 major hurricanes. Hurricane Sandy affected the Caribbean and the United States, leading to emergency appeals for Cuba, Haiti and Jamaica. In Asia, the typhoons primarily affected the Philippines, Vietnam, Japan and North Korea. A major appeal was launched for the Philippines after Typhoon Bopha, followed by successive storms, caused extensive damage and loss of life in December. The DREF made start-up funding loans to all these appeals.

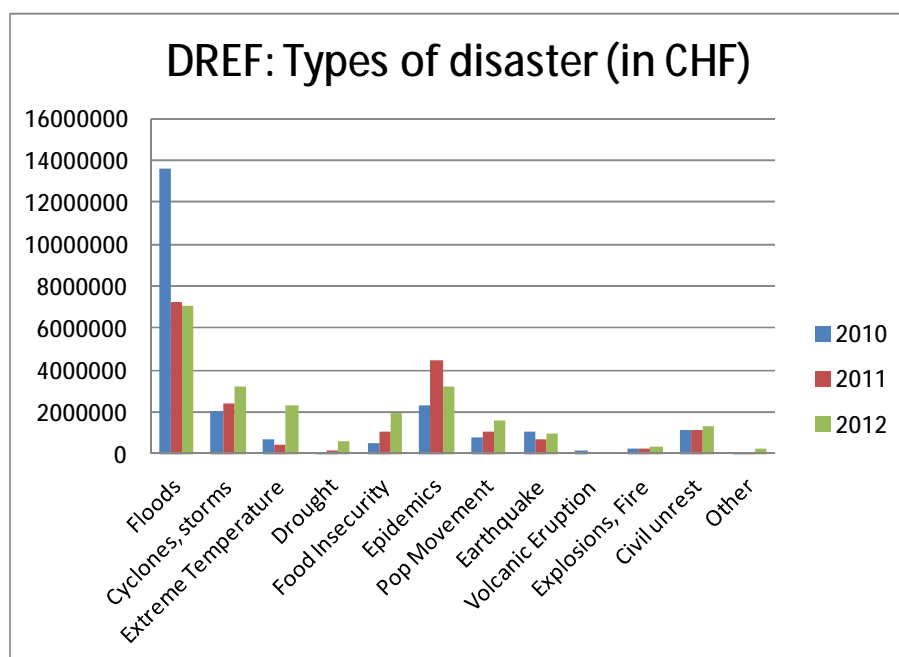




While response to floods still represents the majority of the operations supported by DREF, a higher percentage of DREF funding was allocated to respond to food insecurity, population movement and civil unrest than in previous years. The amount allocated to respond to floods, although the same amount allocated in 2011, represented a lower percentage of the total funding, and significantly less than in 2010. The regions with the highest number of flood operations were South America, West and Central Africa and Central Asia. Six emergency appeals were launched to respond to floods in Bolivia (February), Afghanistan (May/June), Bangladesh (July), the Philippines (August), Nigeria and the Cameroon (September).

Response to epidemics accounted for 17 per cent of the number of requests and 14 per cent of the amount allocated, which is lower than in 2011. These operations were mainly in central, western and eastern Africa. Apart from the appeal for response to cholera in Sierra Leone, these operations were all DREF operations.

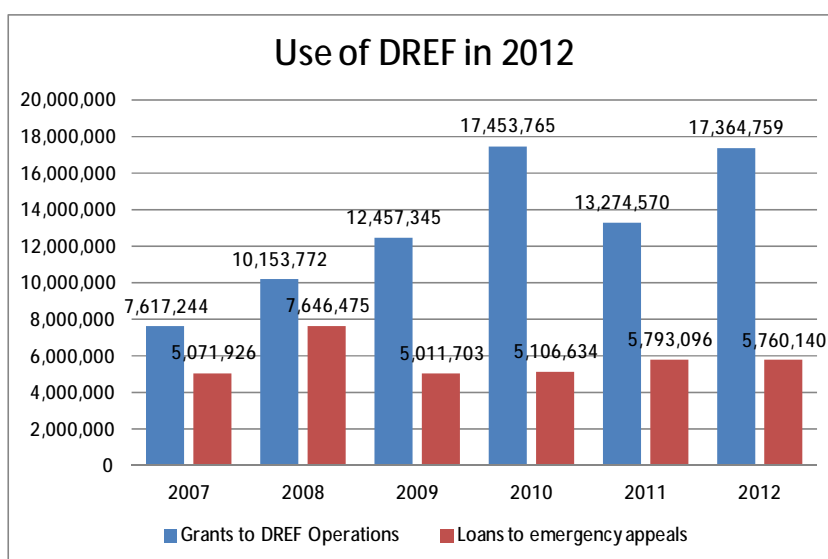
The extreme cold wave in central and Eastern Europe and North Africa at the end of January and February led to DREF operations in eleven different countries in Europe and also to requests from Tunisia and Morocco.



The amount of DREF allocated as loans to start-up activities in operations for which emergency appeals were launched was nearly the same as in 2011 (CHF 5,760,140), although there were 30 allocations in comparison to 26 in 2011. The average amount of the loans allocated was therefore lower than in 2011, CHF 192,000 compared to CHF 240,000.

There was an increase in the total number of grants and amount allocated to DREF operations in 2012 compared to 2011, while the average amount allocated was higher than in 2011, CHF 164,000 compared to CHF 153,000.

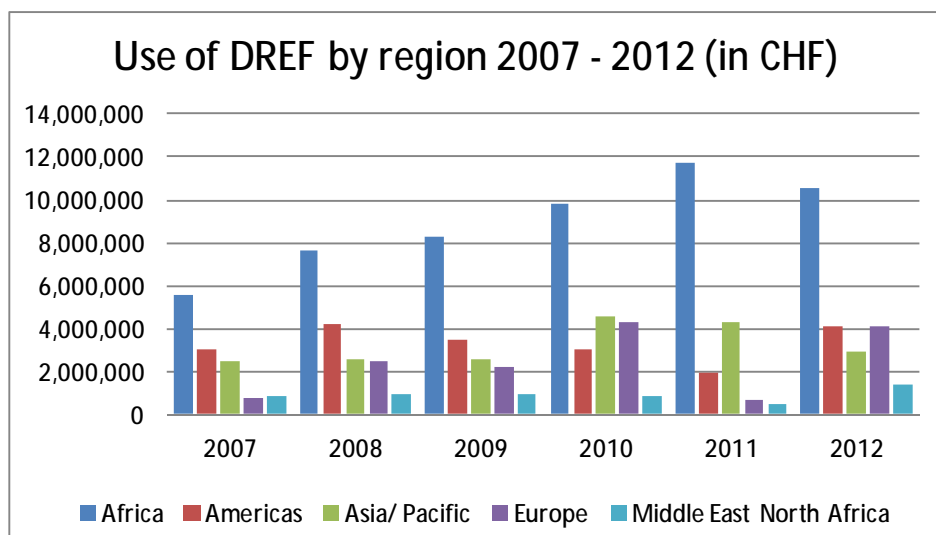
Average amount of DREF allocations in CHF	2009	2010	2011	2012
Loans to emergency appeals	200,468	204,265	239,702	192,005
Grants for DREF operations	168,343	154,280	153,179	164,195



Analysis of use of DREF by region

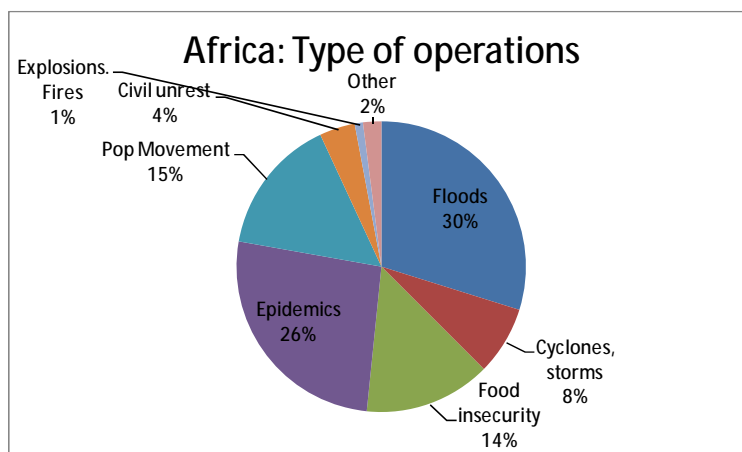
As in previous years, National Societies in Africa accounted for the highest number and amount of requests, which represented 45 per cent of the total allocations, although the amount allocated was CHF 1 million lower than in 2011. Allocations made to National Societies in the Americas region and those in Europe and Central Asia each represented 18 per cent of the total. There was a drop in the amount allocated to National Societies in the Asia Pacific region (13 per cent of the total) and an increase in the amount allocated to National Societies in the Middle East North Africa region (6 per cent).

The higher use of DREF by African National Societies compared to other regions is largely explained by the large number of small-scale disasters that occur, including epidemics, which the public authorities do not always have the capacity to respond to, rather than a higher number of natural disasters than in other regions. The DREF grant mechanism is well adapted to supporting the National Societies carry out their mandate of supporting their authorities in meeting the most urgent needs caused by these events amongst the most vulnerable people.



Africa

Use of DREF by region	Loans to emergency appeals	Loans reimbursed to DREF	Grant allocations	Total allocations
East Africa	6	1,228,536	15	2,813,641
Southern Africa	5	717,349	2	472,824
West and Central Africa	7	1,315,746	26	3,972,105
Total Africa	18	3,261,631	43	10,520,201



Thirty per cent of the total amount allocated to African National Societies was in response to floods and 26 per cent in response to epidemics. The highest incidence of floods was in West and Central Africa with large scale operations in Nigeria, Cameroon and Chad, and DREF operations in Niger and Benin, then at the end of the year in Central African Republic, Republic of Congo. In addition to providing shelter, replacement household items and clean water, hygiene and health promotion was an integral part of the response to the floods, in order to limit the spread of water-borne diseases such as cholera. Ten other DREF operations were carried out specifically to limit the spread of cholera. In Sierra Leone, a DREF operation was launched May 2012, but given the continuing spread and high mortality rate from the disease, an emergency appeal was launched in August 2012 and international surge capacity provided to support the National Society including a Field Assessment and Coordination Team (FACT) team and Emergency Response Units to scale up the response. The Ministry of Health of Sierra Leone recognized the important contribution of the National Society in containing this outbreak.

At the end of 2012 there were a number of cases of haemorrhagic fever in eastern Africa: Yellow fever in Darfur, Sudan, and outbreaks of Ebola and Marburg disease in Uganda. Response must be immediate to limit the spread of these deadly and very contagious diseases, and the National Societies played an important role in containing the outbreaks. At the end of both operations learning has been used to improve the response provided. Three other National Societies, Kenya, South Sudan and Uganda, joined a regional vector control training for staff and volunteers in Sudan. In Uganda, a review of response to Ebola and Marburg disease led to recommendations for future operations, looking at interaction between social mobilization to improve behaviour change and psychological support for families of people infected in outbreaks of these diseases which cause high rates of fear and stigma.

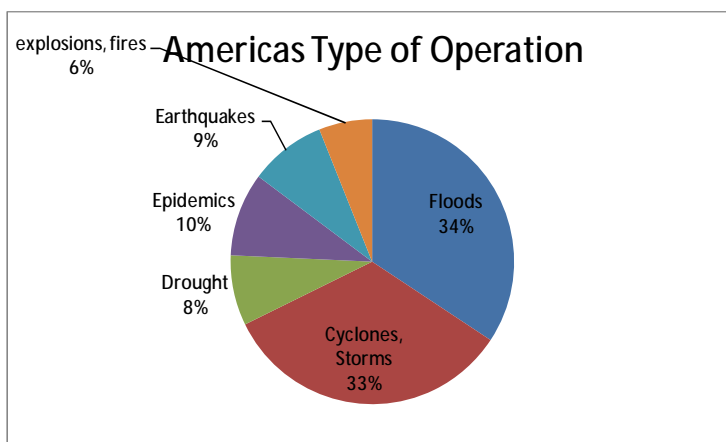
Providing psychological support to families affected by a plane crash in Nigeria and to the volunteers who responded at the scene of the crash was also the main objective of a DREF-funded operation implemented by the Nigerian Red Cross. Using the support of trained responders from the Uganda Red Cross and in cooperation with the University of Lagos, the National Society was not only able to bring much needed assistance to people traumatized by the crash but also built its own knowledge and capacity in providing psychological support, which they regularly need to provide to people affected by the violent attacks and explosions in the north of the country.

Operations to bring assistance to people displaced by violence accounted for 15 per cent of DREF allocations to National Societies. At the beginning of the year, the fragile situation in Sudan and South Sudan caused population movement from one country to the other and the insecurity in Mali caused thousands of people to seek refuge in Burkina Faso and Mauritania. The violence and unrest in eastern Democratic Republic of Congo (DRC) caused widespread population movement to Uganda and Rwanda, while at the end of the year violence in Central African Republic drove people across the border into north-western DRC, to areas where they are very isolated and with very few resources to survive.

From the end of 2011 through the first half of 2012, DREF-funded operations and emergency appeals were implemented to improve the situation of food insecurity in 7 Sahel countries, followed at the end of the year by four emergency appeals in southern African countries, Malawi, Lesotho, Angola and Zimbabwe, where food insecurity is now widespread. These countries have a high prevalence of HIV-AIDs cases and as good nutrition is essential for the success of the treatment, it is all the more important to combat the food insecurity situation there.

Americas

Use of DREF by region	Loans to emergency appeals	Loans reimbursed to DREF	Grant allocations	Total allocations			
Caribbean	4*	850,000	4	850,000 (100%)	3	638,561	1,488,561
Central America	0	0	0	0	8	851,764	851,764
South America	1	116,138	0	0	9	1,702,019	1,818,157
Total America	5	966,138	4	850,000 (89%)	20	3,192,344	4,158,482
* 2 allocations for same operation							

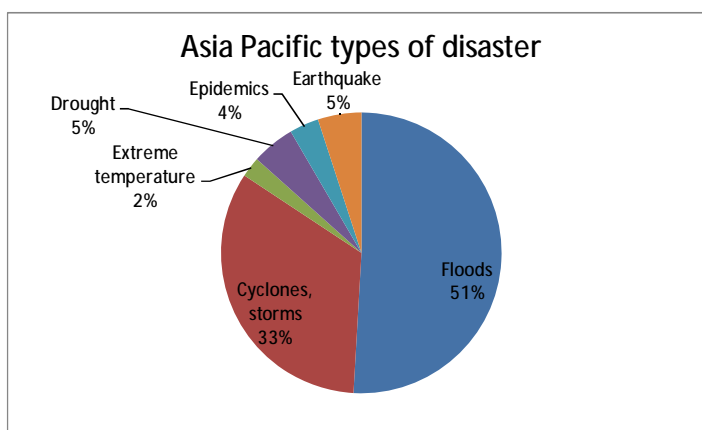


The use of DREF by National Societies in the Americas region was higher than in 2010 and 2011. Although globally the incidences of floods and cyclones in 2012 was lower than the recent annual average and both the number affected and killed by hydro-meteorological events was lower than previous years, in the Americas region the number of operations implemented by National Societies in response to floods and hurricanes was higher. Cuba, Haiti and Jamaica were all severely affected by Hurricane Sandy in October and emergency appeals were launched to support the National Society response. DREF-funded operations supported the Dominican Red Cross to respond to damage caused by Hurricanes Isaac and Sandy. National Societies in Ecuador, Bolivia, Peru, Paraguay and Panama requested support from the DREF to respond to floods, while in January 2012 the DREF supported to Paraguayan Red Cross to assist people affected by drought. Two operations were implemented to control the number of cases of Dengue Fever in El Salvador and Peru, while Dominican Red Cross responded to an increase in the number of cases of cholera through a sensitization and hygiene promotion campaign. Two earthquakes hit Costa Rica and Guatemala causing limited damage and victims, and the DREF provided funding to meet the needs.

Asia Pacific

Use of DREF by region	Loans to emergency appeals	Loans reimbursed to DREF	Grant allocations	Total allocations
East Asia	0	0	2	573,786
Pacific	0	0	0	0
South Asia	4*	858,336	3	660,251
South East Asia	3	674,035	2	176,425
Total Asia Pacific	7	1,532,371	7	2,942,833

* 2 allocations for same operation



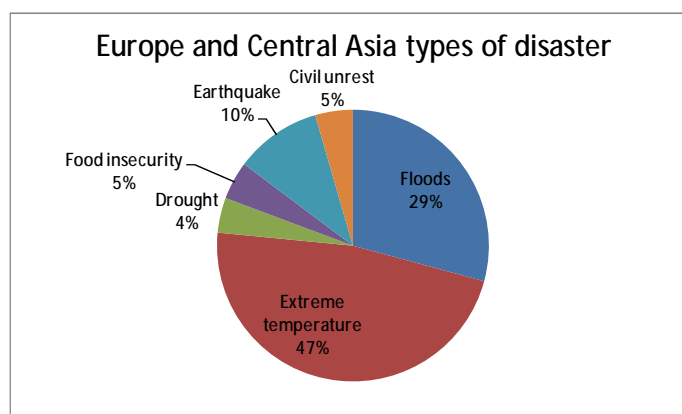
As in the Americas region, the majority of DREF allocations amounting to eighty-four per cent of the DREF funding allocated in 2012 to National Societies in the Asia Pacific region was to support response to floods and cyclones. In contrast to the Americas however, the overall amount of funding from DREF for the Asia Pacific region was lower in 2012 than in 2010 and 2011.

Typhoon Bopha was the strongest tropical cyclone on record to hit the southern Philippine island of Mindanao and affected over 6 million people and to support the Philippine National Red Cross, the International Federation launched an emergency appeal with start-up funding from the DREF. Two cyclones affected Democratic People's Republic of Korea, while other cyclones led to response operations in Bangladesh and Vietnam. The Vietnam Red Cross requested support from the DREF before cyclone SonTihn hit the country, allowing the National Society to preposition human and material resources close to the affected areas in preparedness for response. In the event, little damage was caused by the cyclone and no further assistance was requested from the DREF. Response to floods in South Asia led to DREF-funded operations in Afghanistan, Bangladesh and India.

Europe and Central Asia

Use of DREF by region	Loans to emergency appeals		Loans reimbursed to DREF		Grant allocations		Total allocations
C & E Europe, southern Caucasus	0	0	0	0	13	1,697,737	1,697,737
BRUM (Belarus, Russian Fed, Ukraine, Moldova)	0	0	0	0	*7	930,261	930,261
Central Asia	0	0			9	1,509,259	1,509,259
Total Europe and Central Asia	0	0	0	0	22	4,137,257	4,137,257

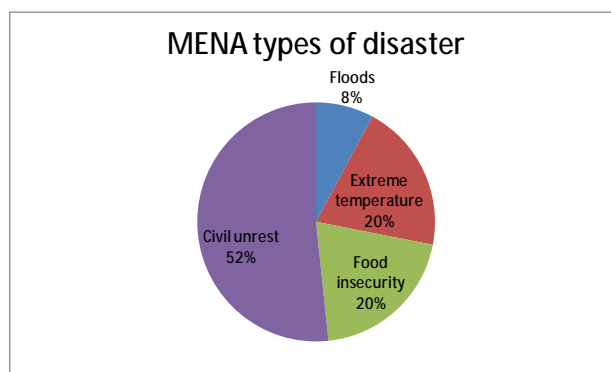
*One allocation cancelled and reimbursed to the DREF



The amount of funding allocated to National Societies in Europe and Central Asia in 2012 was similar to that allocated to those in Americas region and significantly higher than in 2011. Eleven National Societies in the region requested support from the DREF in February 2012 to meet the needs of most vulnerable people who were the worst affected by the extreme cold wave which hit Eastern Europe. The National Societies involved in these operations took valuable learning from their response either through beneficiary satisfaction surveys and/or lessons learned workshops which they incorporated into their contingency planning and training and considerably strengthened their humanitarian mandate and visibility with the national authorities and the public. The recommendations from an evaluation of two DREF operations in Tajikistan were included in the National Society's 2013 disaster management plan and the response. Seven National Societies requested support from the DREF to respond to floods in 2012, while funding was provided to Tajikistan and Azerbaijan Red Crescent Societies to respond to earthquakes.

Middle East North Africa

Use of DREF by region	Loans to emergency appeals	Loans reimbursed to DREF	Grant allocations	Total allocations
Middle East	0	0	3	875,592
North Africa	0	0	3	490,534
Total MENA	0	0	6	1,366,126



Extreme cold led to two DREF requests from Moroccan and Tunisian Red Cross in February 2012 and severe cold and rain affected Palestine in March. The complex emergency that affected Gaza in November led to DREF requests from Palestinian and Egyptian Red Crescent Societies.

Donors to the DREF 2012					
Annual contributions			Replenishment of specific allocations		
	Amount in CHF	% of total		Amount in CHF	% of total
American Govt (Mission PRM)	86,714	0.46%	Australian Govt	1,918	0.01%
Austrian RC	18,018	0.10%	Belgian Govt	579,540	3.10%
Danish RC/Govt	464,914	2.49%	Canadian Govt	560,962	3.00%
Irish Govt	1,417,417	7.58%	Canadian RC	120,517	0.64%
Japanese RC/Govt	251,410	1.35%	DG ECHO	3,604,258	19.28%
Luxembourg Govt	120,221	0.64%	Irish RC	1,634	0.01%
Monaco Govt	12,060	0.06%	Icelandic Red Cross	15,000	0.08%
Norwegian Govt	6,344,317	33.94%	Netherlands Govt/RC	1,696,139	9.07%
New Zealand Red Cross	61,280	0.33%	Singapore RC	120,058	0.64%
Swedish RC/Govt	593,684	3.18%	Spanish Govt	603,865	3.23%
Swiss Govt	250,000	1.34%	Coca Cola Foundation	280,531	1.50%
Medtronic Foundation	100,000	0.54%	Tsunami residual funding	1,000,000	5.35%
Zurich Foundation	250,000	1.34%			
Corporate, other	95,229	0.51%			
Private, other	40,890	0.22%			
Total annual contributions	10,106,154	54.07%	Total replenishments	8,584,422	45.93%
Total contributions 2012				18,690,576	

The balance of funding from donors who make an annual contribution to the DREF as opposed to those who replenish the DREF for specific allocations was 54 per cent (shown on the left hand side of the table) compared with 46 percent. For more information on contributions to the DREF see below.

Outcome and outputs	Indicators (targets) for 2012	Progress, achievements, constraints
<p>Outcome: Sufficient funding is available through the DREF to meet the requests from National Societies for financial support for their relief operations</p>		
<p>Output 1.1: Adequate contributions to the DREF</p>	<p>Indicator 1.1 a: Amount of contributions vs. amount of allocations</p> <p>Amount of contributions + interest at 31.12.2012: CHF19,109,203 (See attached financial report for details)</p> <p>Amount of allocations at 31.12.2012: CHF 23,124,899</p> <p>Reimbursement of DREF loans and balance of DREF grants returned to DREF: CHF 6,156,322.</p> <p>The funding target of CHF 18,029,891 was 106 % covered.</p> <p>Indicator 1.2 a: Level of DREF balance DREF balance at 01.01.2012: CHF 7,398,529 DREF balance at 31.12.2012: CHF CHF 8,966,653</p>	<p>Contributions to the DREF (Outcome 1.1)</p> <p>The attached financial report gives the details of all the contributions received by the DREF from 01 January to 31 December 2012.</p> <p>These included annual contributions of CHF 6,344,317 million from the Norwegian Government through the Norwegian Red Cross, CHF 462,677 from the Danish Government through the Danish Red Cross, CHF 593,684 from the Swedish Government through the Swedish Red Cross, CHF 250,305 from the Japanese Red Cross, CHF 1.4 million was contributed by the Irish Government, while the Swiss Government, as a new donor to the DREF, contributed CHF 250,000. Other donors include the Luxembourg Government, the Austrian Red Cross, New Zealand Red Cross, Red Cross of Monaco, Singapore Red Cross Society and the US Government PRM.</p> <p>A new contribution agreement was signed in February 2012 with the European Commission (Humanitarian Aid and Civil Protection – ECHO) for EUR 3 million (CHF 3.6 million) and this funding was used to reimburse the DREF for grants made for specific operations. Replenishments are also being made with funding from Belgian Government, under the funding agreement signed in October 2011. A supplementary contribution of CHF 604.522 was made in November 2012. The Canadian Government and Canadian Red Cross and the Netherlands Government and Netherlands Red Cross continue to replenish the DREF for specific grants it has made. Their contributions amounted to CHF 681,479 and CHF 1,696,139 respectively. The Netherlands Government has approved a new four-year funding agreement for the Netherlands Red Cross Silent Emergencies Fund whereby it supports response to small-scale disasters through replenishments of DREF allocations and a new agreement is being developed with the Canadian Government (CIDA). Other replenishments were received from the Australian Government, Austrian Red Cross, Icelandic Red Cross, New Zealand Red Cross, Red Cross of Monaco and the Singapore Red Cross. The Spanish Government contributed EUR 500,000 at the end of 2012 to be used to reimburse the DREF for specific allocations it made.</p> <p>One million Swiss francs was transferred from Tsunami residual funds to replenish grants made to Tsunami-affected countries.</p>
<p>Output 1.2.: Minimum balance of funding in the DREF maintained</p>	<p>The minimum balance for DREF is currently fixed at CHF 5 million. The balance at 31 December 2012, , was above the minimum, which allow the DREF to start out the year with a comfortable balance</p> <p>Indicator 1.2 b: Over 80% of DREF loans are reimbursed to the DREF At 31.12.2012: The DREF loan reimbursement rate for appeals launched in 2012 was 76%.</p>	

	As some of the appeals are still open, this rate is expected to rise to 80% during the first quarter of 2013.	Under an existing multi-year agreement, the Z Zurich Foundation contributed CHF 250,000. A new 5-year agreement has been signed with them whereby the DREF will receive CHF 500,000 per annum from 2013. A new 5-year agreement was also signed with the Medtronic Foundation whereby they will contribute USD 100,000 annually to the DREF. The Coca Cola Foundation contributed CHF 280,531 under a 3-year agreement whereby it replenishes the DREF for specific grants.
--	---	--

Outcome and outputs	Indicators (targets) for 2012	Progress, achievements, constraints
Outcome: National Societies provide timely and relevant assistance to beneficiaries		
<p>Output 2.1: Timeliness in DREF requests and approval process</p>	<p>Indicator 2.1: Time from disaster to DREF approval 2011: 75% of DREF requests for sudden onset disasters approved within 10 days of disaster. 2012 target: 80%</p> <p>Of 134 DREF requests between 01 Jan and 31.12.2012, just under half, or 65, were for events considered as sudden onset. 68% were approved within 10 days of the event. 21 were approved within 5 days and 23 between 6 and 10 days. 85% were approved within 15 days</p> <p>The delays in the DREF approval process are due to various factors, but usually due to insufficient information available to justify the request or the request being outside the DREF criteria. The Secretariat is addressing this in Africa through direct support to National Societies and IFRC colleagues from the DREF officer.</p> <p>39% of DREF final reports reported</p>	<p>Response to imminent crisis (Outcome 2.1) On 6 January 2012, the Government of the Gambia, through the Ministry of Health and Social Welfare sent out a press release through the media regarding a cholera outbreak in neighbouring Senegal, where 10 cases were confirmed. The Gambia was therefore exposed to a risk of cholera outbreak which was all the more serious since Gambian pilgrims who were travelling to Senegal for the Magal Muslim festival in the Senegalese town of Touba were returning. The nation was therefore prepared for an eventual cholera spread. The DREF allocation allowed the Gambia Red Cross Society to carry out sensitization activities at all border crossing points. http://www.ifrc.org/docs/Appeals/12/MDRGM007dfr.pdf</p> <p>At the approach of Typhoon Son-Tinh at the end of October 2012, the Vietnam Red Cross requested a small DREF allocation to allow it to position human resources in and relief items in the areas at risk. The rapid needs assessment they were able to carry out confirmed that the National Society resources were sufficient to meet the needs and no further assistance was necessary from the DREF or the IFRC. http://www.ifrc.org/docs/Appeals/12/MDRVN011fr.pdf</p> <p>Bringing relevant assistance to beneficiaries (Outcome 2.1): The DREF funded an operation in Nigeria to bring material relief and psychological support to people affected by the Dana plane crash in Nigeria, but also to provide psychological training and debriefing for the Nigerian Red Cross volunteers involved in immediate response to this disaster. Two Regional Disaster Response Team (RDRT) members from Uganda Red Cross specialized in psychological support deployed to Nigeria to support the National Society in these activities. The outcomes of the operation were very positive and are given in the final report.</p>

<p>Output 2.2: Improved understanding of and compliance with DREF procedures and guidelines</p>	<p>beneficiary consultation, including beneficiary satisfaction surveys which allowed National Societies to adapt their future response</p> <p>Indicator 2.2: Percentage of requests meeting DREF criteria* 2011: 85% 2012: 87%</p> <p>Sixteen requests were turned down during the twelve month period as not meeting the DREF criteria (12%). Eleven of these were turned down by Geneva. Others were turned down by Zone offices. Of the 135 requests approved, approximately 25 (19%) needed revision to meet the criteria before approval.</p> <p>*These figures are based those requests which are copied to the Geneva Secretariat. Secretariat Zone offices may reject, or revise requests without informing Geneva.</p>	<p>http://www.ifrc.org/docs/Appeals/12/MDRNG013dfr.pdf</p> <p>Beneficiaries were consulted on the assistance they received following the extreme cold wave though beneficiary satisfaction surveys carried out by the National Societies in Kosovo and Montenegro. The survey report for Kosovo can be found on: http://www.ifrc.org/docs/Evaluations/Evaluations%202012/Europe/Kosovo%20Beneficiary%20Satisfaction%20Survey%20Report.pdf and a summary on http://www.ifrcmedia.org/blog/kosovo-scaling-up-community-engagement-during-and-after-disasters/</p> <p>The final report for Montenegro provides a summary of the beneficiary satisfaction survey: http://adore.ifrc.org/Download.aspx?FileId=28442</p> <p>Other National Societies carrying out BSS: Azerbaijan earthquake, Kirgizstan, Kazakhstan, Tajikistan</p> <p>Improved understanding of and compliance with DREF procedures and guidelines (Outcome 2.2):</p> <p>One of the recommendations from consultations with Zone colleagues on improving the timeliness and quality of DREF reports was to produce a simple check list for National Societies to refer to at each stage of the DREF operation, from request to final report. This will be included in training materials being developed to accompany the dissemination of the new plan of action planning templates (See Output 3.1).</p> <p>The Secretariat has produced a background paper on the DREF for external audiences, explaining what DREF is, the role it plays in the IFRC's disaster response and its complementarity with other tools and mechanisms, what it does and does not do and how the Secretariat sees the future of the DREF. The paper can be found on the ifrc.org website: http://www.ifrc.org/PageFiles/40861/DREF%20Background%20paper.pdf</p>
--	--	---

Outcome and outputs	Indicators (targets) for 2012	Progress, achievements, constraints

<p>DREF operations and lessons learned are mainstreamed and standardized</p>	<p>operation including lessons learned workshops.</p>	<p>DREF advisory group. The Secretariat is promoting the participation of donor representatives in DREF evaluations and monitoring missions and the framework seeks to provide a basis for facilitating external participation, but also tries to define the objectives and limitations of monitoring and evaluating DREF operations.</p> <p>The consultation allowed the different Zones to compare their M&E procedures, practices and templates thereby promoting best practice. Monitoring of the implementation of DREF operations is carried out by National Societies with an oversight from the Secretariat in all Zones, and where necessary, with their participation and support.</p> <p>In addition to the beneficiary satisfaction surveys carried out following the response to the extreme cold weather in Kosovo and Montenegro, the National Societies of Albania, Belarus, Bosnia Herzegovina, Montenegro, Serbia, Macedonia and Romania carried out lessons learned workshops with recommendations from stakeholders in the operation being used to update contingency planning. The final report for Morocco cold wave and the Nepal Earthquake (September 2011, final report July 2012) also reported a lessons learned exercise. The final report for Myanmar Magway floods (report posed in 2012 for an operation started in November 2011) provides the lessons learned from the operation, but also how learning from the Cyclone Giri DREF operation (October 2010) around shelter tool kits was integrated into Myanmar Red Cross planning and allowed a more appropriate response to the floods.</p> <p>Other operations for which evaluations are or have been carried out include: Sudan Floods (evaluation and LL workshop), Malawi floods (LL workshop), Lesotho Food Insecurity (LL workshop),)</p>
--	---	--

In 2012, the Secretariat of the International Federation promoted accident insurance for all volunteers providing assistance in responding to disasters. For each DREF-funded operation, the insurance for volunteers was proposed to the National Societies and a total of 50 National Societies insured 41,304 volunteers. From the beginning of 2013, the volunteer insurance will be automatically provided for volunteers in DREF operations.

Risk Analysis

Multiple requests were received by the DREF in January and February 2012 (36 for a total of CHF 5,351,505) before the main annual contributions were received. This put the balance of available funds under significant pressure. To manage this situation, the Secretariat informed its donors, requesting them to make their annual contributions as soon as possible and requested Zone colleagues to ensure that requests were strictly scrutinized to include only essential costs until funding was received and the minimum balance restored, which was done by the end of March.

As reported under Outcome 3.1, the poor performance recorded in 2011 in the timeliness of final reports is being addressed with Zone colleagues and the creation of a DREF officer position for Africa.

The promotion of monitoring and evaluation, which the DREF officer position for Africa will also support, is not only aiming at supporting National Societies to bring more efficient and effective assistance to people affected by disasters, but also to improve the efficiency of the DREF and Secretariat process and to support greater accountability to beneficiaries and to DREF donors.

Stakeholder Participation and Feedback

The DREF advisory group, with representation from partner National Societies who are donors to the DREF, works with the Secretariat in promoting efficient use of the fund. The group held its annual meeting at the Secretariat offices in Budapest in March 2012. Based on the analysis of the use of DREF in 2011, and the achievements and challenges, it agreed on priorities for the development of DREF in 2012 and updated its annual work plan. One of the priorities was to further support the mainstreaming of monitoring and evaluation of DREF operations in order to support National Societies in improving the delivery of assistance to people affected by small- and medium-scale disasters, and to encourage participation of the group, where possible and appropriate, in monitoring and evaluations.

The European Zone team in Budapest was able to present their current practice with the implementing National Societies in monitoring, evaluating and capturing lessons learned from DREF operations. Procedures, templates, check lists have also been provided by other Zone offices and included in the draft monitoring and evaluation framework for DREF operations.

The DREF advisory group contributed to the development of the background paper on the DREF, which was finalized in July 2012 (referred to under Outcome 2.2). The group supported the Secretariat in the preparation of the annual DREF donor consultation meeting which was held in Geneva in October 2012.

How we work

All IFRC assistance seeks to adhere to the [Code of Conduct for the International Red Cross and Red Crescent Movement and Non-Governmental Organizations](#) (NGO's) in Disaster Relief and the [Humanitarian Charter and Minimum Standards in Humanitarian Response \(Sphere\)](#) in delivering assistance to the most vulnerable.

The IFRC's vision is to inspire, encourage, facilitate and promote at all times all forms of humanitarian activities by National Societies, with a view to preventing and alleviating human suffering, and thereby contributing to the maintenance and promotion of human dignity and peace in the world.

www.ifrc.org
Saving lives, changing minds.



The IFRC's work is guided by Strategy 2020 which puts forward three strategic aims:

1. Save lives, protect livelihoods, and strengthen recovery from disaster and crises.
2. Enable healthy and safe living.
3. Promote social inclusion and a culture of nonviolence and peace.

Find out more on www.ifrc.org

Contact information

For further information specifically related to this report, please contact:

Elizabeth Soulié, Senior Officer DREF, Disaster and Crisis Management; elizabeth.soulie@ifrc.org;
phone +41 22 730 4479; and fax +41 22 733 0395

DREF FINANCIAL REPORT

Annual Report 2012

Extracted from the IFRC audited financial statements

Selected Parameters	
Reporting Timeframe	2012/01-2012/9998
Programme	DREF
Budget	Approved

Refreshed on 02-Jul-2013 at 09:31

All figures are in Swiss Francs (CHF)

I. Funding

	Raise humanitarian standards	Grow RC/RC services for vulnerable people	Strengthen RC/RC contribution to development	Heighten influence and support for RC/RC work	Joint working and accountability	TOTAL	Deferred Income
A. DREF Target		18,029,891				18,029,891	
B. Opening Balance		7,398,529				7,398,529	
Income							
Cash contributions							
<i>Australian Red Cross (from Australian Government)</i>		1,918				1,918	
<i>Austrian Red Cross</i>		18,018				18,018	
<i>Belgian Federal Government</i>		579,540				579,540	
<i>Coca Cola Foundation</i>		280,531				280,531	274,173
<i>Danish Red Cross (from Danish Government)</i>		462,677				462,677	
<i>Danish Red Cross (from Denmark - Private Donors)</i>		2,237				2,237	
<i>European Commission - DG ECHO</i>		3,604,258				3,604,258	
<i>Hilton Worldwide</i>		23				23	
<i>Icelandic Red Cross</i>		15,000				15,000	
<i>Irish Government</i>		1,417,417				1,417,417	
<i>Irish Red Cross Society</i>		1,634				1,634	
<i>Japanese Red Cross Society</i>		251,410				251,410	
<i>Luxembourg Government</i>		120,221				120,221	
<i>Luxembourg - Private Donors</i>		301				301	
<i>Medtronic Foundation</i>		100,000				100,000	400,000
<i>New Zealand Red Cross</i>		61,280				61,280	
<i>Norwegian Red Cross (from Norwegian Government)</i>		6,344,317				6,344,317	
<i>On Line donations</i>		36,063				36,063	
<i>Red Cross of Monaco</i>		12,060				12,060	
<i>Singapore Red Cross Society</i>		120,058				120,058	
<i>Spanish Government</i>		603,865				603,865	
<i>Swedish Red Cross</i>		593,684				593,684	
<i>Swiss Red Cross (from Swiss Government)</i>		250,000				250,000	
<i>Switzerland - Private Donors</i>		2,000				2,000	
<i>The Canadian Red Cross Society</i>		120,517				120,517	
<i>The Canadian Red Cross Society (from Canadian Government)</i>		560,962				560,962	
<i>The Netherlands Red Cross (from Netherlands Red Cross Silent Emergency Fund)</i>		1,696,139				1,696,139	
<i>United States Government - PRM</i>		86,714				86,714	
<i>United States - Private Donors</i>		2,526				2,526	
<i>Z Zurich Foundation</i>		250,000				250,000	250,000
Total Cash contributions		17,995,369				17,995,369	924,173
Other Income							
<i>Balance Reallocation</i>		1,000,000				1,000,000	
<i>Fundraising Fees</i>		-31,528				-31,528	
<i>IFRC at the UN Inc allocations</i>		126,734				126,734	
<i>Interest - 3rd Parties</i>		1,510				1,510	
<i>Interest Allocation to Programmes</i>		17,118				17,118	
Total Other Income		1,113,834				1,113,834	924,173
C. Total Income		18,709,204				18,709,204	924,173
D. Total Funding		26,107,733				26,107,733	924,173

*Funding Source data based on information provided by the Donor

DREF FINANCIAL REPORT

Annual Report 2012

Extracted from the IFRC audited financial statements

Selected Parameters	
Reporting Timeframe	2012/01-2012/9998
Programme	DREF
Budget	Approved

Refreshed on 02-Jul-2013 at 09:31

All figures are in Swiss Francs (CHF)

II. Movement of Funds

	Raise humanitarian standards	Grow RC/RC services for vulnerable people	Strengthen RC/RC contribution to development	Heighten influence and support for RC/RC work	Joint working and accountability	TOTAL	Deferred Income
Opening Balance		7,398,529				7,398,529	
Income		18,709,204				18,709,204	924,173
DREF Allocations		-16,968,577				-16,968,577	
Expenditure		-572,503				-572,503	
Closing Balance		8,566,653				8,566,653	

III. Expenditure

Account Groups	Budget	Raise humanitarian standards	Grow RC/RC services for vulnerable people	Strengthen RC/RC contribution to development	Heighten influence and support for RC/RC work	Joint working and accountability	TOTAL	Variance
BUDGET			529,891				529,891	
<i>Transport & Vehicles Costs</i>			205				205	-205
Logistics, Transport & Storage			205				205	-205
<i>International Staff</i>	377,900		367,843				367,843	10,057
<i>National Staff</i>			52				52	-52
Personnel	377,900		367,894				367,894	10,006
<i>Consultants</i>	43,000		52,935				52,935	-9,935
<i>Professional Fees</i>			30,868				30,868	-30,868
Consultants & Professional Fees	43,000		83,803				83,803	-40,803
<i>Workshops & Training</i>	7,000		8,369				8,369	-1,369
Workshops & Training	7,000		8,369				8,369	-1,369
<i>Travel</i>	10,000		9,659				9,659	341
<i>Information & Public Relations</i>	5,000		4,852				4,852	148
<i>Office Costs</i>	300		124				124	176
<i>Communications</i>	6,500		2,977				2,977	3,523
<i>Financial Charges</i>			39				39	-39
<i>Other General Expenses</i>	1,700		105				105	1,595
<i>Shared Office and Services Costs</i>	46,150		56,716				56,716	-10,566
General Expenditure	69,650		74,473				74,473	-4,823
<i>Programme & Services Support Recover</i>	32,341		34,758				34,758	-2,418
Indirect Costs	32,341		34,758				34,758	-2,418
<i>Pledge Reporting Fees</i>			3,000				3,000	-3,000
Pledge Specific Costs			3,000				3,000	-3,000
TOTAL	529,891		572,503				572,503	-42,612
VARIANCE			-42,612					

DREF FINANCIAL REPORT

Annual Report 2012

Selected Parameters	
Period	2012/01-2012/9998
Refreshed on 02-Juil.-2013 at 09:35	

Il figures are in Swiss Francs (CHF)

IV. DREF allocations/reimbursements by Operations/Zones

PREVIOUS YEARS REIMBURSEMENTS	Grant/Loan	Reimbursement	Balance
Africa	42	1'043'365	-1'043'322
Americas	0	426'484	-426'484
Asia Pacific	9'220	205'160	-195'940
Europe and Central Asia	0	911	-911
Previous Years Reimbursements - Total	9'262	1'675'920	-1'666'658

EMERGENCY APPEAL LOANS - 2012	Grant/Loan	Reimbursement	Balance
Africa	3'261'631	2'058'950	1'202'681
Americas	966'138	850'000	116'138
Asia Pacific	1'532'371	887'035	645'336
Emergency Appeal Loans - Total	5'760'140	3'795'985	1'964'155

DREF OPERATION GRANTS - 2012	Grant/Loan	Reimbursement	Balance
Africa	7'258'527	202'707	7'055'821
Americas	3'192'344	10'146	3'182'198
Asia Pacific	1'401'242	20'945	1'380'297
Europe and Central Asia	4'137'257	426'755	3'710'502
Middle East and North Africa	1'366'126	23'864	1'342'262
DREF Operations Grants - Total	17'355'496	684'417	16'671'079

TOTAL	Grant/Loan	Reimbursement	Balance
Africa	10'520'201	3'305'021	7'215'180
Americas	4'158'482	1'286'631	2'871'851
Asia Pacific	2'942'833	1'113'140	1'829'693
Europe and Central Asia	4'137'257	427'666	3'709'591
Middle East and North Africa	1'366'126	23'864	1'342'262
Total	23'124'899	6'156'322	16'968'577

DREF FINANCIAL REPORT

Annual Report 2012

Selected Parameters	
Period	2012/01-2012/9998
Refreshed on 02-Jul.-2013 at 09:35	

Il figures are in Swiss Francs (CHF)

V. DREF Allocations by Appeal/Zone

Appeal Code	Appeal Name	Type	Start Date	End Date	Status	Grant/Loan	Reimbursement	Balance
Africa								
MDRAO005	Angola - Food Insecurity	EA	08.11.12	31.08.13	Active	100'000	0	100'000
MDRBF011	Burkina Faso - Food Insecurity	EA	16.12.11	31.07.13	Active	0	113'532	-113'532
MDRBF012	Burkina Faso - Population Movement	DREF	05.03.12	05.07.12	Closed	120'557	29'465	91'092
MDRBI008	Burundi - Population Movement	EA	15.11.12	31.01.14	Active	100'000	0	100'000
MDRBI009	Burundi - Cholera outbreak	DREF	03.12.12	03.03.13	Active	88'655	0	88'655
MDRBJ009	Benin - Floods	DREF	12.10.12	12.01.13	Active	259'449	0	259'449
MDRBJ010	Benin - Cholera	DREF	09.11.12	24.03.13	Active	112'195	0	112'195
MDRCD010	Dem Rep Congo - Elections	DREF	29.11.11	28.02.12	Closed	0	1'853	-1'853
MDRCD011	Dem Rep Congo - Ebola Outbreak	DREF	29.08.12	31.01.13	Closed	262'914	0	262'914
MDRCD012	Dem Rep Congo - Population Movement	DREF	30.08.12	31.01.13	Closed	193'101	0	193'101
MDRCF009	Central African Rep - Cholera Oubreak	DREF	13.10.11	29.02.12	Closed	0	94	-94
MDRCF011	Central African Rep - Violent Winds	DREF	01.03.12	30.06.12	Closed	105'335	230	105'105
MDRCF012	Central African Rep - Local storms	DREF	30.05.12	30.08.12	Closed	124'002	1'653	122'349
MDRCF013	Central African Rep - Floods	DREF	27.09.12	27.12.12	Closed	298'830	0	298'830
MDRCG007	Republic of Congo - Chikingunya and Dengue O	DREF	24.06.11	24.10.11	Closed	0	38'852	-38'852
MDRCG008	Republic of Congo - Measles	DREF	27.06.11	27.08.11	Closed	0	7'666	-7'666
MDRCG009	Republic of Congo - Cholera	DREF	24.10.11	24.01.12	Active	0	95	-95
MDRCG010	Republic of Congo - Cholera Outbreak	DREF	17.02.12	17.05.12	Closed	60'045	61	59'984
MDRCG011	Republic of Congo - Brazzaville Explosion	EA	07.03.12	30.11.12	Frozen	95'607	0	95'607
MDRCG012	Republic of Congo - Floods in Pointe Noire	DREF	29.11.12	31.03.13	Active	111'738	0	111'738
MDRCG013	Republic of Congo - Floods in Brazzaville	DREF	18.12.12	18.03.13	Active	187'950	0	187'950
MDRCI005	Côte d'Ivoire - Meningitis Outbreak	DREF	15.02.12	15.03.12	Closed	61'402	22	61'380
MDRCM011	Cameroon - Cholera Outbreak	EA	04.04.11	30.06.12	Closed	0	1'747	-1'747
MDRCM012	Cameroon - Polio	DREF	13.12.11	13.04.12	Closed	0	1'802	-1'802
MDRCM013	Cameroon - Yello Fever	DREF	20.01.12	20.05.12	Closed	142'268	27	142'241
MDRCM014	Cameroon - Floods	EA	05.09.12	30.09.13	Active	299'707	299'707	0
MDRGA006	Gabon - Gloods in Libreville	DREF	18.06.12	18.10.12	Closed	117'612	1'433	116'179
MDRGH005	Ghana - Yellow Fever Outbreak	DREF	01.12.11	28.02.12	Closed	0	4'100	-4'100
MDRGH006	Ghana - Meningitis Outbreak	DREF	05.03.12	05.06.12	Closed	76'060	2'902	73'158
MDRGH007	Ghana - Cholera	DREF	07.05.12	07.08.12	Closed	122'571	785	121'786
MDRGM007	Gambia - Cholera Outbreak	DREF	12.01.12	12.04.12	Closed	119'220	5'269	113'951
MDRGM008	Gambia - Food Insecurity	EA	30.04.12	31.01.13	Frozen	185'974	185'974	0
MDRGN004	Guinea - Floods	DREF	24.08.11	31.12.11	Closed	0	11'177	-11'177
MDRGN005	Guinea - Cholera	DREF	07.09.12	07.12.12	Closed	178'829	0	178'829
MDRKE021	Kenya - Civil Unrest	DREF	02.02.12	02.05.12	Closed	320'779.34	0	320'779
MDRKE022	Kenya - Floods	DREF	07.05.12	07.08.12	Closed	314'208	6'385	307'823
MDRKM004	Comores - Flash Floods	EA	04.05.12	31.03.13	Active	100'000	100'000	0
MDRLS002	Lesotho - Food Insecurity	DREF	08.02.12	08.06.12	Closed	196'831	2'260	194'571
MDRLS003	Lesotho - Food Security	EA	12.10.12	31.07.13	Active	100'000	100'000	0
MDRMG008	Madagascar - TC Giovanna	EA	21.02.12	30.11.12	Active	278'536	0	278'536
MDRML006	Mali - Cholera Outbreak	DREF	17.08.11	17.11.11	Closed	0	41	-41
MDRML007	Mali - Floods	DREF	29.08.11	30.11.11	Closed	0	2'412	-2'412
MDRML008	Mali - Food Insecurity	DREF	09.01.12	09.04.12	Closed	174'092	0	174'092
MDRML009	Mali - Food Insecurity	EA	04.06.12	31.03.13	Active	258'538	0	258'538
MDRMR004	Mauritania - Complex Emergencies	EA	22.12.11	30.04.13	Active	0	200'000	-200'000

DREF FINANCIAL REPORT

Annual Report 2012

Selected Parameters	
Period	2012/01-2012/9998
Refreshed on 02-Jul.-2013 at 09:35	

Il figures are in Swiss Francs (CHF)

V. DREF Allocations by Appeal/Zone

Appeal Code	Appeal Name	Type	Start Date	End Date	Status	Grant/Loan	Reimbursement	Balance
MDRMR005	Mauritana - Population Movement	DREF	21.02.12	31.07.12	Closed	157'396	21'429	135'967
MDRMW007	Malawi - Floods	DREF	09.02.12	09.06.12	Closed	275'993	85'716	190'277
MDRMW008	Malawi - Food Security	EA	17.10.12	30.06.13	Active	100'000	100'000	0
MDRMZ009	Mozambique - TS Dando	EA	30.01.12	28.02.13	Active	297'349	297'349	0
MDRNE008	Niger - Floods	DREF	17.08.11	30.11.11	Closed	0	1'677	-1'677
MDRNE009	Niger - Cholera	DREF	24.10.11	24.01.12	Closed	0	16'404	-16'404
MDRNE010	Niger - Complex Emergencies	EA	20.12.11	31.05.13	Active	0	126'768	-126'768
MDRNE011	Niger - Floods	DREF	05.09.12	06.02.13	Active	284'456	0	284'456
MDRNG010	Nigeria - Flash Floods	DREF	22.07.11	22.11.11	Closed	0	2'594	-2'594
MDRNG012	Nigeria - Lassa Fever Outbreak	DREF	02.02.12	02.05.12	Closed	279'715	5'485	274'230
MDRNG013	Nigeria - Plane Crash	DREF	14.06.12	14.08.12	Closed	212'942	9'202	203'740
MDRNG014	Nigeria - Floods	EA	24.09.12	31.12.13	Active	200'000	200'000	0
MDRRW008	Rwanda - Floods	DREF	02.05.12	02.08.12	Closed	150'188	1	150'187
MDRRW009	Rwanda - Refugees from DRC	DREF	14.06.12	14.09.12	Closed	201'307	1'724	199'583
MDRSD012	Sudan - Population Movement	EA	23.03.12	23.03.13	Active	250'000	250'000	0
MDRSD013	Sudan - Food Insecurity	EA	10.04.12	30.06.13	Active	250'000	0	250'000
MDRSD014	Sudan - Floods	DREF	04.09.12	04.01.13	Closed	301'176	0	301'176
MDRSD015	Sudan - Yellow Fever	DREF	26.11.12	26.02.13	Closed	247'437	0	247'437
MDRSL002	Sierra Leone - Cholera Outbreak	DREF	19.03.12	19.06.12	Closed	114'688	7'054	107'634
MDRSL003	Sierra Leone - Cholera Epidemic	EA	13.08.12	30.04.13	Active	150'000	150'000	0
MDRSN005	Senegal - Floods in Thies	DREF	10.08.11	10.11.11	Closed	0	54'683	-54'683
MDRSN006	Senegal - Yellow Fever	DREF	16.12.11	16.03.12	Closed	0	9'308	-9'308
MDRSN007	Senegal - Food Insecurity	EA	23.12.11	30.04.13	Active	0	166'428	-166'428
MDRSN008	Senegal - Civil Unrest	DREF	08.02.12	08.05.12	Closed	94'737	6'328	88'409
MDRSS001	South Sudan - Population Movement	EA	11.05.12	30.04.13	Active	250'000	250'000	0
MDRTD006	Chad - Cholera Epidemic	DREF	08.04.11	08.07.11	Closed	0	695	-695
MDRTD009	Chad - Food Insecurity	EA	19.12.11	15.04.13	Active	0	231'613	-231'613
MDRTD010	Chad - Floods	EA	07.09.12	30.06.13	Active	125'920	125'920	0
MDRTZ013	Tanzania - Floods	DREF	29.12.11	29.03.12	Closed	42.39	0	42
MDRTZ014	Tanzania - Repatriation Burundi Refugees	DREF	09.07.12	31.12.12	Closed	70'223	0	70'223
MDRUG024	Uganda - Cholera Epidemic	DREF	14.11.11	14.02.12	Closed	0	1'594	-1'594
MDRUG025	Uganda - Cholera Mbale District	DREF	01.03.12	31.05.12	Closed	109'796	1'884	107'912
MDRUG026	Uganda - Cholera	DREF	26.04.12	26.07.12	Closed	204'815	1	204'814
MDRUG027	Uganda - Population Movement	DREF	15.06.12	15.09.12	Closed	269'527	3'727	265'800
MDRUG028	Uganda - Bududa Landslide	DREF	04.07.12	04.10.12	Closed	111'629	9'664	101'965
MDRUG029	Uganda - Ebola Epidemic	DREF	01.08.12	31.10.12	Closed	197'205	0	197'205
MDRUG030	Uganda - Marburg Outbreak	DREF	05.11.12	05.02.13	Closed	119'598	0	119'598
MDRUG031	Uganda - Ebola	DREF	22.11.12	22.03.13	Closed	107'056	0	107'056
MDRZW005	Zimbabwe - Cholera	DREF	08.07.11	31.12.11	Closed	0	48'228	-48'228
MDRZW006	Zimbabwe - Food Insecurity	EA	10.12.12	10.09.13	Active	120'000	0	120'000
Africa						10'520'201	3'305'021	7'215'180

Americas

MDR49003	Caribbean - Hurricane Season 2008	EA	26.08.08	09.06.09	Closed	0	43'325	-43'325
MDRBO007	Bolivia - Floods	EA	28.02.12	15.12.12	Closed	116'138	0	116'138
MDRBS001	Bahamas - Hurricane Irene	DREF	24.08.11	30.11.11	Closed	0	16'583	-16'583
MDRBZ003	Belize - Hurricane Ernesto	DREF	08.08.12	08.11.12	Closed	48'745	0	48'745

DREF FINANCIAL REPORT

Annual Report 2012

Selected Parameters	
Period	2012/01-2012/9998
Refreshed on 02-Jul.-2013 at 09:35	

Il figures are in Swiss Francs (CHF)

V. DREF Allocations by Appeal/Zone

Appeal Code	Appeal Name	Type	Start Date	End Date	Status	Grant/Loan	Reimbursement	Balance
MDRCL007	Chile - Severe Winter	DREF	25.07.11	30.11.11	Closed	0	3'003	-3'003
MDRCL008	Chile - Wildfires	DREF	10.01.12	10.04.12	Closed	68'799	2'111	66'688
MDRCC009	Colombia - Floods	DREF	06.12.11	06.04.12	Closed	0	10'417	-10'417
MDRCR008	Costa Rica - Floods	DREF	28.10.11	28.01.12	Closed	0	24'621	-24'621
MDRCR009	Costa Rica - Floods / Talamanca	DREF	09.08.12	09.11.12	Closed	90'095	0	90'095
MDRCR010	Costa Rica - Earthquake Nicoya Peninsula	DREF	07.09.12	07.12.12	Closed	52'498	0	52'498
MDRCU002	Cuba - Hurricane Sandy	EA	28.10.12	31.10.13	Active	550'000	550'000	0
MDRDM001	Dominica - Tropical Storm Ophelia	DREF	07.10.11	07.01.12	Closed	0	7'889	-7'889
MDRDO003	Dominican Republic - Floods	DREF	01.09.11	01.12.11	Closed	0	28'808	-28'808
MDRDO004	Dominican Republic - Cholera Outbreak	DREF	04.05.12	04.08.12	Closed	148'808	0	148'808
MDRDO005	Dominican Republic - Tropical Storm Isaac	DREF	03.09.12	03.12.12	Active	290'116	0	290'116
MDRDO007	Dominican Republic - Hurricane Sandy	DREF	02.11.12	02.02.13	Active	199'637	0	199'637
MDREC005	Ecuador - Floods	DREF	21.03.12	21.07.12	Closed	286'608	0	286'608
MDREC006	Ecuador - Wildfires	DREF	24.09.12	24.12.12	Closed	102'000	0	102'000
MDRGT003	Guatemala - Floods	EA	18.10.11	31.10.12	Closed	0	240'190	-240'190
MDRGT004	Guatemala - Earthquake	DREF	10.11.12	10.03.13	Active	309'147	0	309'147
MDRHN005	Honduras - Floods	DREF	20.10.11	20.01.12	Closed	0	12'167	-12'167
MDRHN006	Honduras - Fire in Comayagua Penitentiary	DREF	23.02.12	06.06.12	Closed	81'792	790	81'002
MDRHT010	Haiti - Hurricane Sandy	EA	31.10.12	28.02.14	Active	150'000	150'000	0
MDRJM003	Jamaica - Hurricane Sandy	EA	30.10.12	31.07.13	Active	150'000	150'000	0
MDRNI004	Nicaragua - Floods	DREF	26.10.11	26.01.12	Closed	0	39'426	-39'426
MDRPA008	Panama - Floods	DREF	07.08.12	07.12.12	Active	104'620	0	104'620
MDRPA009	Panama - Floods	DREF	28.11.12	28.02.13	Active	52'450	0	52'450
MDRPE005	Peru - Floods	DREF	16.04.12	17.09.12	Active	255'940	0	255'940
MDRPE006	Peru - Dengue	DREF	04.12.12	04.04.13	Active	134'809	0	134'809
MDRPY010	Paraguay - Storm	DREF	25.08.11	25.11.11	Closed	0	55	-55
MDRPY011	Paraguay - Drought	DREF	27.01.12	27.04.12	Closed	332'099	4'236	327'863
MDRPY012	Paraguay - Floods	DREF	18.04.12	18.07.12	Closed	299'775	3'009	296'766
MDRPY013	Paraguay - Severe Storm	DREF	28.09.12	28.12.12	Active	221'989	0	221'989
MDRSV005	El Salvador - Dengue	DREF	23.08.12	23.11.12	Closed	112'417	0	112'417
Americas						4'158'482	1'286'631	2'871'851

Asia Pacific

MDRAF001	Afghanistan - Floods	EA	05.06.12	05.12.12	Closed	213'000	213'000	0
MDRBD010	Bangladesh - Floods and Landslides	EA	02.07.12	07.06.13	Active	500'000	0	500'000
MDRBD011	Bangladesh - Tropical Storm	DREF	17.10.12	17.02.13	Closed	292'693	0	292'693
MDRIN007	India - Odisha Floods	DREF	20.09.11	29.02.12	Closed	0	49'904	-49'904
MDRIN008	India - Sikkim Earthquake	DREF	22.09.11	29.02.12	Closed	0	24'799	-24'799
MDRIN009	India - Assam Floods	DREF	13.07.12	13.12.12	Closed	298'424	0	298'424
MDRKH003	Cambodia - Floods	DREF	13.10.11	13.01.12	Closed	9'219.9	0	9'220
MDRKP004	DPR Korea - Floods	DREF	01.08.12	31.10.12	Closed	300'969	0	300'969
MDRKP005	DPR Korea - Typhoon Bolaven	DREF	14.09.12	14.12.12	Closed	272'817	0	272'817
MDRLA002	Laos - Flash Floods	DREF	15.07.11	15.01.12	Closed	0	32'201	-32'201
MDRLK004	Sri Lanka - Drought	EA	02.11.12	09.04.13	Frozen	145'336	0	145'336
MDRMM005	Myanmar - Magway Flash Floods	DREF	03.11.11	03.03.12	Closed	0	41'827	-41'827
MDRNP005	Nepal - Taplejung Earthquake	DREF	20.09.11	31.03.12	Closed	0	56'283	-56'283
MDRNP006	Nepal - Extreme Cold	DREF	13.01.12	13.06.12	Closed	69'134	1'016	68'118

DREF FINANCIAL REPORT

Annual Report 2012

Selected Parameters	
Period	2012/01-2012/9998
Refreshed on 02-Jul.-2013 at 09:35	

Il figures are in Swiss Francs (CHF)

V. DREF Allocations by Appeal/Zone

Appeal Code	Appeal Name	Type	Start Date	End Date	Status	Grant/Loan	Reimbursement	Balance
MDRPH009	Philippines - Cebu Earthquake	DREF	16.02.12	16.05.12	Closed	146'331	19'929	126'402
MDRPH010	Philippines - Floods	EA	09.08.12	31.03.13	Active	180'837	180'837	0
MDRPH011	Philippines - Typhoon Bopha	EA	05.12.12	31.07.14	Active	393'198	393'198	0
MDRVN008	Vietnam - Hand, Foot and Mouth Disease	DREF	05.08.11	31.12.11	Closed	0	145	-145
MDRVN010	Vietnam - Hand, Foot and Mouth Disease	EA	02.04.12	31.01.13	Active	100'000	100'000	0
MDRVN011	Vietnam - Typhoon Son-Tinh	DREF	28.10.12	04.11.12	Closed	20'874	0	20'874
Asia Pacific						2'942'833	1'113'140	1'829'693

Europe and Central Asia

MDRAL004	Albania - Extreme Winter Condition	DREF	10.02.12	10.04.12	Closed	129'185	1	129'185
MDRAZ003	Azerbaijan - Earthquake	DREF	23.05.12	23.09.12	Closed	286'454	1'961	284'493
MDRBA007	Bosnia and Herzegovina - Extreme Winter	DREF	06.02.12	06.04.12	Closed	188'723	31'398	157'325
MDRBY001	Belarus - Extreme Winter Condition	DREF	01.02.12	30.04.12	Closed	95'871	1'591	94'280
MDRGE004	Georgia - Floods	DREF	15.05.12	15.08.12	Closed	122'954.01	0	122'954
MDRGE005	Georgia - Flash Floods	DREF	21.07.12	21.10.12	Closed	178'771	0	178'771
MDRKG008	Kyrgyzstan - Floods	DREF	03.05.12	03.08.12	Closed	110'430	0	110'430
MDRKG009	Kyrgyzstan - Extreme Winter Condition	DREF	21.12.12	21.04.13	Active	172'477	0	172'477
MDRKV004	Kosovo - Extreme Winter Condition	DREF	12.01.12	12.04.12	Closed	148'635	0	148'635
MDRKV005	Kosovo - Extreme Winter Condition	DREF	17.02.12	17.05.12	Closed	204'963	0	204'963
MDRKZ005	Kazakhstan - Floods	DREF	27.02.12	27.05.12	Closed	175'704	1'100	174'605
MDRKZ006	Kazakhstan - Extreme Winter	DREF	26.12.12	26.02.13	Active	158'584	0	158'584
MDRMD004	Moldova - Extreme Winter Condition	DREF	22.02.12	31.05.12	Closed	123'061	1'049	122'012
MDRMD005	Moldova - Drought	DREF	29.11.12	30.04.13	Active	171'996	0	171'996
MDRME005	Montenegro - Extreme Winter Condition	DREF	07.02.12	07.04.12	Closed	104'885	0	104'885
MDRME006	Montenegro - Floods	DREF	24.09.12	24.11.12	Closed	83'656	0	83'656
MDRMK001	Macedonia - Extreme Winter Condition	DREF	09.02.12	09.05.12	Closed	163'747	619	163'128
MDRRO003	Romania - Extreme Winter Condition	DREF	13.02.12	25.05.12	Closed	165'927	31'980	133'947
MDRRS006	Serbia - Extreme Winter Condition	DREF	08.02.12	08.05.12	Closed	206'291	71'549	134'742
MDRRU012	Russia - Boat Accident	DREF	15.07.11	15.01.12	Closed	0	911	-911
MDRRU014	Russia - Floods	DREF	25.04.12	25.07.12	Closed	165'447	4'648	160'799
MDRRU015	Russia - Flash Floods	DREF	10.07.12	10.01.13	Closed	279'243	279'243	0
MDRTJ012	Tajikistan - Food Insecurity	DREF	13.03.12	13.07.12	Closed	189'270	4	189'266
MDRTJ013	Tajikistan - Floods	DREF	10.04.12	10.08.12	Closed	92'711	2	92'709
MDRTJ014	Tajikistan - Earthquake	DREF	21.05.12	21.09.12	Closed	138'467	1	138'466
MDRTJ015	Tajikistan - Civil Unrest	DREF	06.08.12	06.11.12	Closed	185'162	0	185'162
MDRUA006	Ukraine - Extreme Winter Condition	DREF	01.02.12	31.03.12	Closed	94'643	1'612	93'031
Europe and Central Asia						4'137'257	427'666	3'709'591

Middle East and North Africa

MDREG011	Egypt - Complex Emergency	DREF	21.11.12	21.01.13	Active	213'320	0	213'320
MDRMA005	Morocco - Cold Wave	DREF	13.02.12	13.04.12	Closed	148'035	1'372	146'663
MDRPS005	Palestine - Floods and Cold Wave	DREF	07.03.12	07.05.12	Closed	106'394	22'367	84'027
MDRPS006	Palestine - Gaza Crisis	DREF	19.11.12	19.12.12	Active	492'243	2	492'242
MDRTN005	Tunisia - Cold Wave	DREF	09.02.12	09.04.12	Closed	129'179	124	129'055
MDRYE003	Yemen - Food Insecurity	DREF	07.06.12	31.10.12	Closed	276'955	0	276'955
Middle East and North Africa						1'366'126	23'864	1'342'262

TOTAL ALLOCATIONS
23'124'899
6'156'322
16'968'577