


www.ifrc.org
Saving lives,
changing minds.

Disaster Relief Emergency Fund (DREF) Mid-Year Update

 International Federation
of Red Cross and Red Crescent Societies

MDR00001
August 2013

Period covered:
January to June 2013

Bolivia, flash floods, March 2013
When San Juan del Oro and Tupiza rivers in burst their banks agricultural land and crops were washed away. The Bolivian Red Cross met emergency needs and supported the community by providing professional advice in clearing and rehabilitating the community's cultivable lands

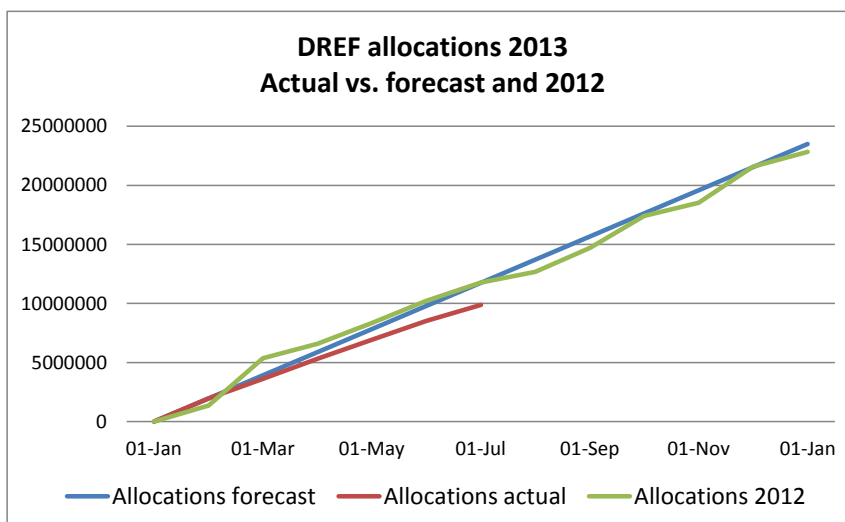


Overview

Fifty allocations were made by the DREF during the first six months of 2013 for a total of CHF 9,885,314. Just under 85 per cent of the amount of allocations were made as grants to support response to small or medium-scale disasters, referred to as DREF operations. Six emergency appeals received start-up funding loans. The allocations supported response to 48 different operations by 35 National Societies.

DREF Statistics 01 January - 30 June 2013	Number	Amount in CHF	Percentage
Total Allocations made	50	9,885,314	
Start-up funding for emergency appeals	6	1,509,930	15.3%
Grants for DREF operations	44	8,375,384	84.7%
Number of different operations*	48		
Number of recipient National Societies	35		
Number of beneficiaries	6,637,930		
<i>*Some National Societies receive 2 allocations for the same operation</i>			

The amount allocated was 18.8 per cent below forecast and 19 per cent lower than the amount allocated at the same date in 2012. The number of grants made to DREF operations during the reporting period was 44 compared with 61 in 2012, and the amount allocated as grants was CHF 1 million less. During the first six months of 2012, 12 loans were made to emergency appeals compared to 6 in 2013 and the amount allocated was CHF 885,212 less than in 2012.



INTERVENTION INFORMATION		
Implementing Secretariat body and host National Society/ies:	Geographical coverage:	Type of intervention:
Disaster and Crises Management Department	Global	Disaster and Crisis management
Expected start date:	Expected duration:	Number of people to be reached:
01 January 2013	31 December 2013	Est. 12 million
Project Manager:	Project Code:	Total Budget:
Simon Eccleshall	G00263 / G00264 / GKE003	2013: CHF 19,724,924

Goal: National Societies provide rapid and effective assistance to vulnerable people affected by disasters and crises with the provision of timely and adequate financial support from the DREF.

Financial situation and analysis

The budget for 2013 is CHF 19,724,924. Income amounted to CHF 16,213,059 (82 per cent coverage) during the reporting period. Contributions amounted to CHF 16,208,359 and CHF 4,701 was paid in interest on the balance of the fund. CHF 2,300,000 was received in multi-year contributions (deferred income).

CHF 9,885,314 was disbursed as allocations for operations in 2013. CHF 1,456,446 was reimbursed to the fund as DREF loans and unspent balances of DREF grants made in 2013 and previous years.

The DREF coordination expenditure amounted to CHF 259,776, including the costs of the DREF officer position in Africa Zone, which represents 35.8 per cent of the annual coordination budget.

The opening balance on 1 January 2013 was CHF 8,566,653 and the balance on 30 June 2013, CHF 16,091,069. The current balance is very high because most donors have made their annual contributions to the DREF during the first six months of 2013 (for more information the attached financial report and progress against objectives below). It is anticipated that the funding target will be met and, based on the use of DREF at 30 June 2013, that the balance at the end of the year will be the same as the opening balance, around CHF 8 million. Should the use of DREF during the second half of the year be lower than forecast, the Secretariat will reduce the funding target for 2014 accordingly to take into account the balance to be carried forward.

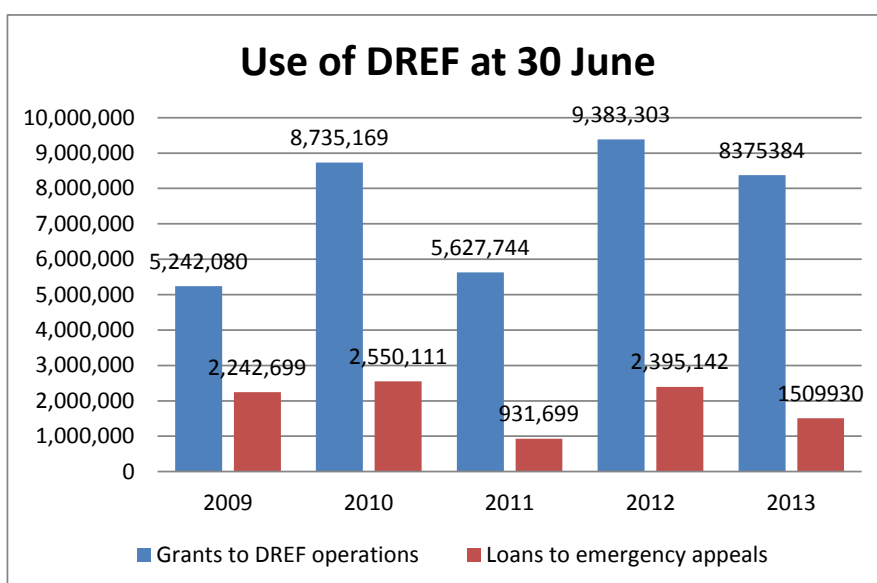
[Click here to go directly to the financial report.](#)

Number of people reached

Operations supported by DREF during the six month period were aiming to support National Societies bring assistance to approximately 6,637,930 people. This number includes direct and indirect beneficiaries of assistance, such as people reached through social mobilization for vaccination and hygiene promotion campaign.

Context

As in 2012, there were no major sudden-onset disasters recorded during the first six months of 2013. Only 8 emergency appeals were launched by the International Federation during this period compared with 18 at the same date last year. The data taken from Red Cross Red Crescent field reports on Disaster Management Information Systems (DMIS) and Information Bulletins shows that 148 events were reported by National Societies during the first six months of 2013 compared to 203 in 2012, which would indicate a lower than usual disaster incident rate this year. This is reflected in the lower amount allocated by the DREF at 30 June 2013.

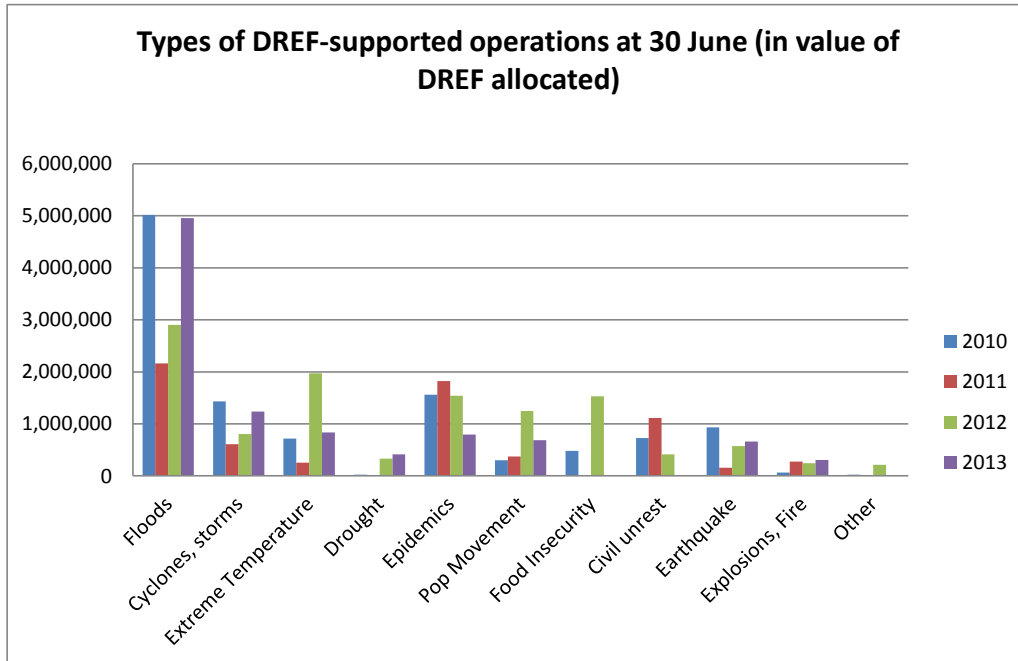


Global 3-month weather forecasts for 2013 did not show any indication that extremes of rainfall or drought should be expected and the La Niña or El Niño phases were neutral during the first six months of the year. However extreme rainfall has led to serious floods in several countries and regions, with response to floods accounting for 50 per cent of the allocations made by the DREF. The amount allocated and the number of flood response operations were higher than in 2011 or 2012 at the same date.

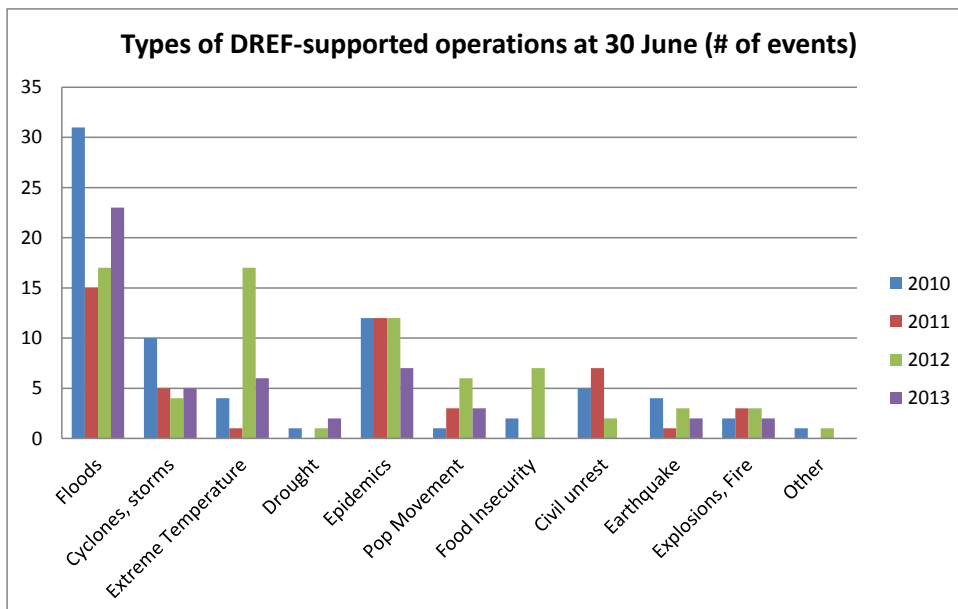
In the southern Africa region floods led to an emergency appeal to support response in Mozambique in January and four DREF operations in Malawi, Zimbabwe, Zambia and Namibia. These floods impacted on an already serious food insecurity situation in Malawi and Zimbabwe where emergency appeals were launched in 2012. Seasonal flooding in the Okavango Strip in Namibia did not alleviate the serious drought affecting other parts of the country and an emergency appeal was launched to support the National Society's response to the drought in late June. Reviews of the four DREF operations have been undertaken with the National Societies in order to improve National Society planning for and response to floods. Two allocations made to Kenya Red Cross to support response to floods in January and in April also led to an emergency appeal. Uganda Red Cross responded to floods through a DREF operation in May.

The floods in central Europe in June made the media headlines but only two National Societies made requests for support from DREF, Hungary and Czech Republic, while other countries were able to manage response with their own and domestic resources. The severe flood and wind damage caused by Cyclone Mahasen in Bangladesh in May led to an emergency appeal while the flash floods caused by severe monsoon rains in Uttarakhand state in northern India in June led to a

DREF operation. In southern America flash floods in Bolivia and Argentina led to requests for support from DREF.



Response to epidemics was lower than in previous years and accounted for only 8 per cent of the amount allocated and 14 per cent of the number of requests. The number of extreme cold events was also lower in 2013 than in 2012, with allocations made to India and Bangladesh, Kazakhstan and Tajikistan, and Belarus and Hungary whereas eleven different National Societies in central and eastern Europe responded to severe cold in 2012.

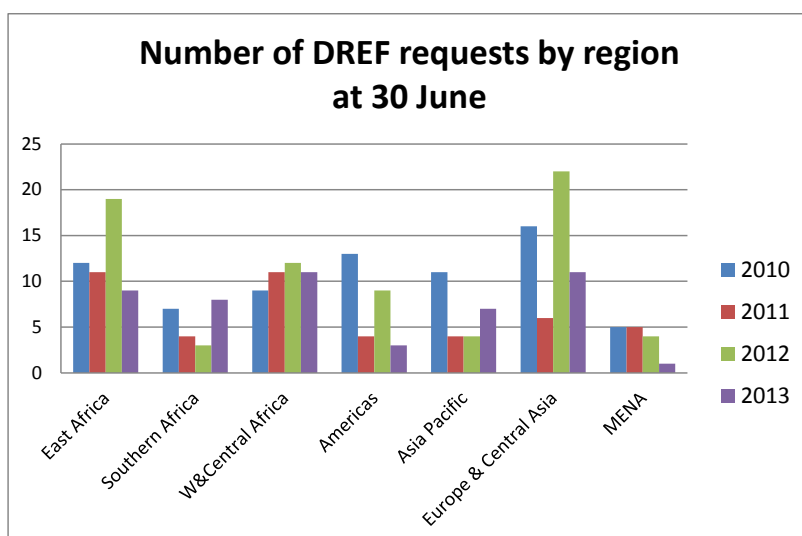
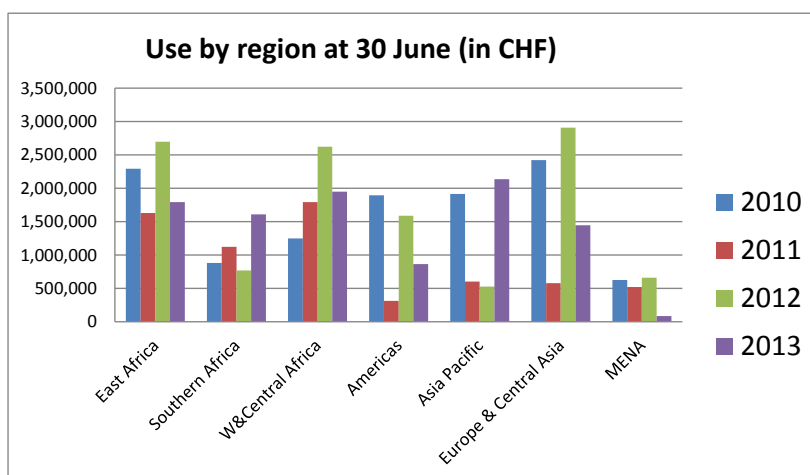


Analysis of use of DREF by region

The largest number of requests for support from DREF were received from National Societies in Africa, which accounted for 56 per cent of the number of requests, and 54 per cent of the total allocated. Europe and Central Asia represented 22 per cent of the number of requests received but only 15 per cent of the amount allocated, as the average amount allocated was lower than in Asia Pacific and the Americas. Requests from Asia Pacific represented just under 22 per cent of the total allocated and requests from Americas region 8.7 per cent.

2013	Emergency Appeals			DREF operations			Total allocated
	Number	Amount allocated	Average allocation	Number	Amount allocated	Average allocation	
Africa	5	1,204,242	240,848	23	4,147,232	180,314	5,351,474
Americas	0			3	864,057	288,019	864,057
Asia Pacific	1	305,688	305,688	6	1,831,260	305,210	2,136,948
Europe and Central Asia	0			11	1,445,860	131,442	1,445,860
Middle East North Africa	0			1	86,975	86,975	86,975
Total	6	1,509,930		44	8,375,384		9,885,314

There was an increase of use of DREF over previous years by National Societies in the southern Africa region, while requests from East and West and Central Africa were lower than in 2012. The amount allocated to National Societies in Asia Pacific rose sharply in comparison to 2012 mainly due to the large size of the allocations made to China Red Cross in response to the Sichuan earthquake in April (CHF 400,000), to Indian Red Cross the flash floods in northern India (CHF 479,715) and to support the National Society's response to floods in Indonesia (CHF 339,096). The number of allocations rose from 4 to 7 compared with 2012. The average amount allocated to National Societies in the Americas has also risen from CHF 78,188 in 2011 to CHF 288,019 for the first six months of 2013.



	<p>Indicator 1.2 b: Over 80% of DREF loans are reimbursed to the DREF</p> <p>At 30.06.2013: The DREF loan reimbursement rate for appeals launched in 2012 was 77%. Further reimbursements are still possible.</p> <p>It is too early to give a figure of reimbursements of loans for emergency appeals launched in 2013.</p>	
--	--	--

Outcome and outputs	Indicators (targets) for 2012	Progress, achievements, constraints
Outcome 2: National Societies provide timely and relevant assistance to beneficiaries		
<p>Output 2.1: Timeliness in DREF requests and approval process</p> <p>Output 2.2: Improved understanding of and compliance with DREF procedures and guidelines</p>	<p>Indicator 2.1: Time from disaster to DREF approval 2012: 68% approved within 10 days of disaster 85% approved within 2 weeks</p> <p>2013 target: 80%</p> <p>Of 50 DREF requests between 01 Jan and 30 June 2012, 28 were for events considered as sudden onset. 19, or 68% were approved within 10 days of the event. 79% were approved within 2 weeks.</p> <p>Indicator 2.2: Percentage of requests meeting DREF criteria* 2013 target: 90% Six requests were turned down during the six month period as not meeting the DREF criteria (12%)</p>	<p>Bringing relevant assistance to beneficiaries (Outcome 2.1): As in previous years, beneficiary satisfaction surveys were carried out by National Societies in Europe and Central Asia following DREF operations. Beneficiaries were consulted on the assistance they received following the operations carried out to bring assistance to people affected by the extreme cold temperatures in Tajikistan and Kyrgyzstan, and lessons learned workshops were carried out.</p> <p>During a review of the response provided to people affected floods in the Seychelles a beneficiary satisfaction survey was carried out as well as a lessons learned workshop.</p> <p>Other beneficiary consultation through participatory needs assessment and consultation with communities is captured in some final reports. In 2012, 39% of DREF final reports reported beneficiary consultation. This indicator will be updated for 2013 at year end.</p> <p>Improved understanding of and compliance with DREF procedures and guidelines (Outcome 2.2): Guidance for National Societies and IFRC staff supporting them in planning, implementing, monitoring, evaluating and reporting on DREF operations through use of</p>

	<p>Of the 50 requests approved, 8 (16%) needed revision to budget or to meet the criteria before approval.</p> <p>*These figures are based those requests which are copied to the Geneva Secretariat. Secretariat Zone offices may reject, or revise requests without informing Geneva.</p>	<p>the emergency plan of action (see Outcome 3) has been developed during the first half of 2013. This guidance includes guidance for preparing DREF requests. It will be disseminated September 2013.</p> <p>The DREF officer Africa Zone has played an important role in providing proactive advice and guidance to regional colleagues and National Societies which has improved understanding of DREF criteria and eligibility, but also of compliance with reporting requirements</p>
--	---	--

Outcome and outputs	Indicators (targets) for 2012	Progress, achievements, constraints
Outcome: Improved accountability, reporting and learning from DREF operations		
<p>Output 3.1: Increased compliance and quality in DREF operation planning and reporting</p>	<p>Indicator 3.1a: DREF plans and final reports using PoA (2013 will provide baseline).</p> <p>See progress report on implementation of PoA.</p> <p>Indicator 3.1.b: Timeliness of final reports. 2013 target: 50% early or on time 70% less than one month late</p> <p>Final reports for DREF operations are expected to be posted 3 months after the end of the operation. At the date of this report (July 2013) 50 final reports for DREF operations were due to be posted in 2013. 15 had been posted early or on time (30%), 25 were posted within one month of the due date (50%)</p>	<p>Emergency Plan of Action (Output 3.1): The emergency plan of action templates were presented to Zone DM coordinators in January 2013. It was agreed that guidance for National Societies should be developed to accompany the roll out and use of the templates. This guidance, for both National Societies and IFRC staff supporting them, has been developed and covers all the chronological phases of planning, implementing, monitoring, evaluating and reporting on DREF operations and emergency appeals with additional guidance for requesting support from the DREF if necessary. After layout of the document, it will be disseminated in September and translated and Zone offices will be asked to start using the emergency plan of action templates.</p> <p>Timeliness of DREF final reports (Output 3.1): The DREF officer Africa has been able to prioritize the timely reporting on DREF operations and has reduced the number of late reports in 2013. This is the Zone which sees the highest number of DREF operations and which therefore has the highest number of reports, which was the reason for opening this position in the Africa Zone office. The work is on-going as not all regions in Africa have improved their performance and there is still a problem with 2 other Zones where late reporting has not improved from 2012. While Asia Pacific and Europe Zone consistently post all reports on time, the poor performance of others brings down the global percentage of timeliness. This will be addressed through senior management with the aim of reducing the overdue reports by the end of 2013.</p>

<p>Output 3.2: Monitoring and evaluation missions of DREF operations and lessons learned are mainstreamed and standardized</p>	<p>6 reports were posted over 3 months late (12%) and 11 were overdue at 30.06.2013, or which 4 were at least 3 months overdue.</p> <p>Indicator 3.2 a: Percentage of DREF operations monitored and evaluated</p> <p>See progress to date. The number of operations where M&E has taken place will be measured at the year end.</p>	<p>Monitoring and Evaluation of DREF operations (Output 3.2):</p> <p>The Africa Zone has started mainstreaming standardized reviews of DREF operations, which include a field visit and beneficiary consultation followed by a lessons learned workshop with volunteers and National Society staff. Several Partner national Societies have participated in or supported these reviews.</p> <p>During the first six months of the year the following have been completed:</p> <ul style="list-style-type: none"> • Benin cholera and fire operations, with support from Swedish RC (+ floods included in lessons learned workshop. A field visit was not possible due to the security situation) • Malawi and Zimbabwe floods (with support of Norwegian RC) • Seychelles floods • Floods / cholera in Republic of Congo (Pointe Noire) <p>The following are being planned:</p> <ul style="list-style-type: none"> • Zambia and Namibia floods (with support of Canadian RC) • Madagascar cyclone (Norwegian RC) • Ghana floods • Uganda and Kenya floods ; • Sudan population movement <p>It is intended that the learning and recommendations from these reviews will be included in the National Society's risk reduction and emergency response preparedness and contingency planning. Findings will also be looked at to collect and disseminate best practice.</p>
---	--	--

Silent Disasters Campaign

From 18 February 2013 for one month the International Federation partnered with ECHO in a communications campaign on Silent Disasters which sought to highlight the many disasters which go unnoticed and to advocate with governments and donor to invest in community-based response and resilience as the most cost-effective way to meet the needs of vulnerable people affected by these overlooked events and crisis. As the main funding mechanism of the International Federation for small-scale or forgotten disasters, examples of DREF operations were used as examples of silent disasters. The campaign is continuing throughout 2013 and other DREF operations are being used to promote the advocacy message.

www.ifrc.org/silentdisasters

Volunteer Insurance

As in 2012, all National Society volunteers involved in providing assistance through DREF-funded operations are covered with accident insurance.

Risk Analysis

As reported under Outcome 3.1, the poor performance recorded in 2012 and the beginning of 2013 in the timeliness of final reports is recognized and will be further followed up with Zone colleagues. While the DREF officer Africa has allowed an improvement in the timeliness of DREF reports for Africa, this improvement must be made self-sustainable by improving the performance of National Societies through training and reviews and not develop an over-reliance on the DREF officer.

In the longer term, one of the objectives of introducing the emergency plan of action is also to improve the quality of reporting against a clearer and better developed plan. However, the mainstreaming of the use of emergency plan of action may take time and training, and it is important that sufficient support is provided to National Societies.

Stakeholder Participation and Feedback

The DREF advisory group, with representation from partner National Societies who are donors to the DREF, works with the Secretariat in promoting efficient use of the fund. The group held its annual meeting at the Secretariat offices in Panama in March 2013, which allowed open discussion between Americas Zone disaster management colleagues and the advisory group members around the specific challenges and trends the region experiences. Based on the analysis of the use of DREF in 2012, and the achievements and challenges, the group agreed on priorities for the development of DREF in 2013 and updated its annual work plan. These include further support for the mainstreaming of monitoring and evaluation of DREF operations in order to support National Societies in improving the delivery of assistance to people affected by small- and medium-scale disasters.

The annual donor consultation meeting is planned for October 2013, where, amongst other things, the progress on monitoring and evaluation will be presented.

How we work

All IFRC assistance seeks to adhere to the [Code of Conduct for the International Red Cross and Red Crescent Movement and Non-Governmental Organizations \(NGO's\) in Disaster Relief](#) and the [Humanitarian Charter and Minimum Standards in Humanitarian Response \(Sphere\)](#) in delivering assistance to the most vulnerable.

The IFRC's vision is to inspire, encourage, facilitate and promote at all times all forms of humanitarian activities by National Societies, with a view to preventing and alleviating human suffering, and thereby contributing to the maintenance and promotion of human dignity and peace in the world.

www.ifrc.org
Saving lives, changing minds.



The IFRC's work is guided by Strategy 2020 which puts forward three strategic aims:

1. Save lives, protect livelihoods, and strengthen recovery from disaster and crises.
2. Enable healthy and safe living.
3. Promote social inclusion and a culture of nonviolence and peace.

Find out more on www.ifrc.org

Contact information

For further information specifically related to this report, please contact:

Elizabeth Soulié, Senior Officer DREF, Disaster and Crisis Management; elizabeth.soulie@ifrc.org; phone +41 22 730 4479; and fax +41 22 733 0395

DREF FINANCIAL REPORT

2013 Mid Year Report

Selected Parameters

Reporting Timeframe	2013/01-06	Programme	MDR00001
Budget Timeframe	2013/01-12	Budget	APPROVED
Split by funding source	Y	Project	*

Prepared on 29/Jul/2013

All figures are in Swiss Francs (CHF)

I. Funding

	Raise humanitarian standards	Grow RC/RC services for vulnerable people	Strengthen RC/RC contribution to development	Heighten influence and support for RC/RC work	Joint working and accountability	TOTAL	Deferred Income
A. DREF Target		19,724,924				19,724,924	
B. Opening Balance		8,566,653				8,566,653	
Income							
Cash contributions							
<i>Belgian Federal Government</i>		657				657	
<i>British Red Cross</i>		437,041				437,041	
<i>Coca Cola Foundation</i>		283,474				283,474	
<i>Danish Red Cross (from Danish Government*)</i>		542,160				542,160	
<i>Estate of Barbara J. Cailler</i>		178,465				178,465	
<i>European Commission - DG ECHO</i>		3,703,469				3,703,469	
<i>Irish Government</i>		1,468,027				1,468,027	
<i>Italian Government Bilateral Emergency Fund</i>		49,505				49,505	
<i>Japanese Red Cross Society</i>		201,261				201,261	
<i>Korea Intern. Coop. Agency (KOICA)</i>		47,556				47,556	
<i>KPMG Disaster Relief Fund</i>		184				184	
<i>Lichtenstein - Private Donors</i>		21,562				21,562	
<i>Luxembourg Government</i>		53,682				53,682	
<i>Marriott International Inc.</i>		896				896	
<i>Medtronic Foundation</i>		100,957				100,957	300,000
<i>New Zealand Red Cross</i>		57,560				57,560	
<i>Norwegian Red Cross (from Norwegian Government*)</i>		3,970,980				3,970,980	
<i>On Line donations</i>		21,198				21,198	
<i>OPEC Fund For International Development</i>		251,366				251,366	
<i>Spanish Government</i>		13,572				13,572	
<i>Swedish Red Cross</i>		281,078				281,078	
<i>Swiss Red Cross (from Swiss Government*)</i>		516,125				516,125	
<i>The Canadian Red Cross Society</i>		68,619				68,619	
<i>The Canadian Red Cross Society (from Canadian Government*)</i>		454,851				454,851	
<i>The Netherlands Red Cross</i>		37,756				37,756	
<i>The Netherlands Red Cross (from Netherlands Red Cross Silent Emergency Fund*)</i>		641,540				641,540	
<i>United States Government - PRM</i>		-8				-8	
<i>Z Zurich Foundation</i>		750,000				750,000	2,000,000
C1. Cash contributions		14,153,531				14,153,531	2,300,000
Other Income							
<i>Balance Reallocation</i>		2,000,000				2,000,000	
<i>Fundraising Fees</i>		-17,602				-17,602	
<i>IFRC at the UN Inc allocations</i>		72,430				72,430	
<i>Interest Allocation to Programmes</i>		4,701				4,701	
C4. Other Income		2,059,529				2,059,529	
C. Total Income = SUM(C1..C4)		16,213,059				16,213,059	2,300,000
D. Total Funding = B + C		24,779,713				24,779,713	2,300,000

* Funding source data based on information provided by the donor

DREF FINANCIAL REPORT

2013 Mid Year Report

Selected Parameters

Reporting Timeframe	2013/01-06	Programme	MDR00001
Budget Timeframe	2013/01-12	Budget	APPROVED
Split by funding source	Y	Project	*

Prepared on 29/Jul/2013

All figures are in Swiss Francs (CHF)

II. Movement of Funds

	Raise humanitarian standards	Grow RC/RC services for vulnerable people	Strengthen RC/RC contribution to development	Heighten influence and support for RC/RC work	Joint working and accountability	TOTAL	Deferred Income
B. Opening Balance		8,566,653				8,566,653	
C. Income		16,213,059				16,213,059	2,300,000
D. DREF Allocations		-8,428,868				-8,428,867.88	
E. Expenditure		-259,776				-259,776	
F. Closing Balance = (B + C + E)		16,091,069				16,091,069	2,300,000

DREF FINANCIAL REPORT

2013 Mid Year Report

Selected Parameters

Reporting Timeframe	2013/01-06	Programme	MDR00001
Budget Timeframe	2013/01-12	Budget	APPROVED
Split by funding source	Y	Project	*

Prepared on 29/Jul/2013

All figures are in Swiss Francs (CHF)

III. Expenditure

Account Groups	Budget	Expenditure					TOTAL	Variance
		Raise humanitarian standards	Grow RC/RC services for vulnerable people	Strengthen RC/RC contribution to development	Heighten influence and support for RC/RC work	Joint working and accountability		
	A					B	A - B	
BUDGET (C)			724,924			724,924		
Land, vehicles & equipment								
Computers & Telecom	1,200		1,139			1,139	61	
Total Land, vehicles & equipment	1,200		1,139			1,139	61	
Logistics, Transport & Storage								
Logistics Services			53			53	-53	
Total Logistics, Transport & Storage			53			53	-53	
Personnel								
International Staff	425,000		177,262			177,262	247,738	
Total Personnel	425,000		177,262			177,262	247,738	
Consultants & Professional Fees								
Consultants	45,000		16,614			16,614	28,386	
Professional Fees	36,000		115			115	35,885	
Total Consultants & Professional Fees	81,000		16,729			16,729	64,271	
Workshops & Training								
Workshops & Training	26,000		1,718			1,718	24,282	
Total Workshops & Training	26,000		1,718			1,718	24,282	
General Expenditure								
Travel	52,380		13,850			13,850	38,530	
Information & Public Relations	22,000		746			746	21,254	
Office Costs	300		191			191	109	
Communications	7,300		1,902			1,902	5,398	
Financial Charges			34			34	-34	
Other General Expenses	6,000						6,000	
Shared Office and Services Costs	59,500		29,452			29,452	30,048	
Total General Expenditure	147,480		46,174			46,174	101,306	
Indirect Costs								
Programme & Services Support Recover	44,244		15,800			15,800	28,444	
Total Indirect Costs	44,244		15,800			15,800	28,444	
Pledge Specific Costs								
Pledge Reporting Fees			900			900	-900	
Total Pledge Specific Costs			900			900	-900	
TOTAL EXPENDITURE (D)	724,924		259,776			259,776	465,148	
VARIANCE (C - D)			465,148			465,148		

DREF FINANCIAL REPORT

2013 Mid Year Report

Selected Parameters	
Period	2013/01-2013/06
Refreshed on 29-Juill.-2013 at 09:20	

Il figures are in Swiss Francs (CHF)

IV. DREF allocations/reimbursements by Operations/Zones

PREVIOUS YEARS REIMBURSEMENTS	Grant/Loan	Reimbursement	Balance
Africa	171'743	347'708	-175'965
Americas	0	258'799	-258'799
Asia Pacific	0	795'132	-795'132
Europe and Central Asia	111'586	13'615	97'971
Middle East and North Africa	0	7'747	-7'747
Previous Years Reimbursements - Total	283'329	1'423'000	-1'139'671

EMERGENCY APPEAL LOANS - 2013	Grant/Loan	Reimbursement	Balance
Africa	1'204'242	0	1'204'242
Asia Pacific	305'688	0	305'688
Emergency Appeal Loans - Total	1'509'930	0	1'509'930

DREF OPERATION GRANTS - 2013	Grant/Loan	Reimbursement	Balance
Africa	3'975'489	0	3'975'489
Americas	864'057	0	864'057
Asia Pacific	1'831'260	33'055	1'798'205
Europe and Central Asia	1'334'274	391	1'333'883
Middle East and North Africa	86'975	0	86'975
DREF Operations Grants - Total	8'092'055	33'446	8'058'609

TOTAL	Grant/Loan	Reimbursement	Balance
Africa	5'351'474	347'708	5'003'766
Americas	864'057	258'799	605'258
Asia Pacific	2'136'948	828'187	1'308'761
Europe and Central Asia	1'445'860	14'006	1'431'854
Middle East and North Africa	86'975	7'747	79'228
Total	9'885'314	1'456'446	8'428'868

DREF FINANCIAL REPORT

2013 Mid Year Report

Selected Parameters	
Period	2013/01-2013/06
Refreshed on 29-Jul.-2013 at 09:20	

Il figures are in Swiss Francs (CHF)

V. DREF Allocations by Appeal/Zone

Appeal Code	Appeal Name	Type	Start Date	End Date	Status	Grant/Loan	Reimbursement	Balance
Africa								
MDRBI009	Burundi - Cholera outbreak	DREF	03.12.12	03.03.13	Closed	0	4'103	-4'103
MDRBJ009	Benin - Floods	DREF	12.10.12	12.01.13	Closed	0	125'029	-125'029
MDRBJ011	Benin - Fire	DREF	18.01.13	20.05.13	Active	139'315	0	139'315
MDRBW002	Botswana - Floods	DREF	19.02.13	19.05.13	Active	184'249	0	184'249
MDRCD011	Dem Rep Congo - Ebola Outbreak	DREF	29.08.12	31.01.13	Closed	0	1'690	-1'690
MDRCD012	Dem Rep Congo - Population Movement	DREF	30.08.12	31.01.13	Closed	0	4'500	-4'500
MDRCD013	Dem Rep Congo - Population Movement	EA	22.03.13	30.09.13	Active	150'000	0	150'000
MDRCF010	Central African Rep - Floods	DREF	24.10.11	24.02.12	Closed	0	53	-53
MDRCF013	Central African Rep - Floods	DREF	27.09.12	27.12.12	Closed	0	1'620	-1'620
MDRCF014	Central African Rep - Local Storm	DREF	21.03.13	21.06.13	Active	294'903	0	294'903
MDRCF015	Central African Rep - Measles	DREF	15.05.13	15.08.13	Active	126'352	0	126'352
MDRCG012	Republic of Congo - Floods in Pointe Noire	DREF	29.11.12	31.03.13	Active	156'252	0	156'252
MDRCG014	Republic of Congo - Epidemic	DREF	12.04.13	12.07.13	Active	128'826	0	128'826
MDRGH008	Ghana - Cholera Epidemic	DREF	01.02.13	01.05.13	Active	205'309	0	205'309
MDRGH009	Ghana - Floods	DREF	17.04.13	17.07.13	Active	168'768	0	168'768
MDRGN005	Guinea - Cholera	DREF	07.09.12	07.12.12	Closed	0	5'410	-5'410
MDRKE024	Kenya - Floods	DREF	14.01.13	14.04.13	Active	277'616	0	277'616
MDRKE025	Kenya - Floods	EA	22.04.13	31.10.13	Active	350'000	0	350'000
MDRKE026	Kenya - Wild Polio	DREF	25.05.13	25.08.13	Active	134'627	0	134'627
MDRMG009	Madagascar - Tropical Cyclone Haruna	DREF	28.02.13	31.07.13	Active	298'747	0	298'747
MDRML008	Mali - Food Insecurity	DREF	09.01.12	09.04.12	Closed	0	1'484	-1'484
MDRMW009	Malawi - Floods	DREF	06.02.13	07.06.13	Active	330'693	0	330'693
MDRMZ010	Mozambique - Floods	EA	30.01.13	31.08.13	Active	300'000	0	300'000
MDRNA007	Namibia - Floods	DREF	15.03.13	15.07.13	Active	282'917	0	282'917
MDRNA008	Namibia - Drought	EA	27.06.13	30.06.14	Active	150'000	0	150'000
MDRSC002	Seychelles - Floods	DREF	06.02.13	30.06.13	Active	106'551	0	106'551
MDRSD014	Sudan - Floods	DREF	04.09.12	04.01.13	Closed	0	54	-54
MDRSD015	Sudan - Yellow Fever	DREF	26.11.12	26.02.13	Closed	0	31'143	-31'143
MDRSD017	Sudan - Kordofan Population Movement	DREF	15.05.13	15.09.13	Active	282'784	0	282'784
MDRSL004	Sierra Leone - Fire	DREF	15.01.13	15.04.13	Active	167'769	0	167'769
MDRTD011	Tchad - Population Movement	EA	30.04.13	31.12.13	Active	254'242	0	254'242
MDRTZ012	Tanzania - Drought - Food Insecurity	EA	23.09.11	30.09.12	Closed	0	166'205	-166'205
MDRTZ014	Tanzania - Repatriation Burundi Refugees	DREF	09.07.12	31.12.12	Closed	0	869	-869
MDRUG030	Uganda - Marburg Outbreak	DREF	05.11.12	05.02.13	Closed	0.88	0	1
MDRUG031	Uganda - Ebola	DREF	22.11.12	22.03.13	Closed	15'490	5'549	9'941
MDRUG032	Uganda - Cholera Outbreak	DREF	14.05.13	14.08.13	Active	184'804	0	184'804
MDRUG033	Uganda - Floods	DREF	16.05.13	16.08.13	Active	300'794	0	300'794
MDRZM008	Zambia - Floods	DREF	26.02.13	31.07.13	Active	93'951	0	93'951
MDRZW007	Zimbabwe - Floods	DREF	07.02.13	07.06.13	Active	266'514	0	266'514
Africa						5'351'474	347'708	5'003'766

Americas

MDRAR007	Argentina - Floods	DREF	11.04.13	11.07.13	Active	299'892	0	299'892
MDRBO007	Bolivia - Floods	EA	28.02.12	15.12.12	Closed	0	116'138	-116'138
MDRBO008	Bolivia - Floods Potosi & Chuquisaca	DREF	12.03.13	31.07.13	Active	299'846	0	299'846

DREF FINANCIAL REPORT

2013 Mid Year Report

Selected Parameters	
Period	2013/01-2013/06

Refreshed on 29-Jul.-2013 at 09:20

Il figures are in Swiss Francs (CHF)

V. DREF Allocations by Appeal/Zone

Appeal Code	Appeal Name	Type	Start Date	End Date	Status	Grant/Loan	Reimbursement	Balance
MDRBZ003	Belize - Hurricane Ernesto	DREF	08.08.12	08.11.12	Closed	0	15'352	-15'352
MDRCR009	Costa Rica - Floods / Talamanca	DREF	09.08.12	09.11.12	Closed	0	17'728	-17'728
MDRCR010	Costa Rica - Earthquake Nicoya Peninsula	DREF	07.09.12	07.12.12	Closed	0	15'073	-15'073
MDRDO004	Dominican Republic - Cholera Outbreak	DREF	04.05.12	04.08.12	Closed	0	7'333	-7'333
MDRDO005	Dominican Republic - Tropical Storm Isaac	DREF	03.09.12	03.12.12	Closed	0	39'177	-39'177
MDRDO007	Dominican Republic - Hurricane Sandy	DREF	02.11.12	02.02.13	Closed	0	2'977	-2'977
MDREC005	Ecuador - Floods	DREF	21.03.12	21.07.12	Closed	0	28'432	-28'432
MDREC006	Ecuador - Wildfires	DREF	24.09.12	24.12.12	Closed	0	15'188	-15'188
MDREC007	Ecuador - Drought Loja	DREF	11.06.13	11.09.13	Active	264'319	0	264'319
MDRSV005	El Salvador - Dengue	DREF	23.08.12	23.11.12	Closed	0	1'399	-1'399
Americas						864'057	258'799	605'258

Asia Pacific

MDRBD010	Bangladesh - Floods and Landslides	EA	02.07.12	30.09.13	Active	0	500'000	-500'000
MDRBD011	Bangladesh - Tropical Storm	DREF	17.10.12	17.02.13	Closed	0	50'263	-50'263
MDRBD012	Bangladesh - Cold Wave	DREF	03.01.13	03.04.13	Closed	296'679	22'865	273'814
MDRBD013	Bangladesh - Tropical Cyclone Mahasen	EA	18.05.13	28.02.14	Active	305'688	0	305'688
MDRCN005	China - Sichuan Earthquake	DREF	24.04.13	24.10.13	Active	400'000	0	400'000
MDRID007	Indonesia - Floods	DREF	30.01.13	30.03.13	Closed	339'096	6'502	332'594
MDRIN009	India - Assam Floods	DREF	13.07.12	13.12.12	Closed	0	163'400	-163'400
MDRIN010	India - Extreme Cold Weather	DREF	11.01.13	11.04.13	Closed	57'100	3'688	53'413
MDRIN011	India - Jammu & Kashmir Earthquake	DREF	13.05.13	13.10.13	Active	258'670	0	258'670
MDRIN012	India - Monsoon Flash Floods	DREF	24.06.13	24.12.13	Active	479'715	0	479'715
MDRKP004	DPR Korea - Floods	DREF	01.08.12	31.10.12	Closed	0	24'061	-24'061
MDRKP005	DPR Korea - Typhoon Bolaven	DREF	14.09.12	14.12.12	Closed	0	24'168	-24'168
MDRLK004	Sri Lanka - Drought	EA	02.11.12	09.04.13	Closed	0	112	-112
MDRNP004	Nepal - Potential Diarrhoea Outbreak	EA	11.05.10	13.02.11	Closed	0	2'321	-2'321
MDRNP005	Nepal - Taplejung Earthquake	DREF	20.09.11	31.03.12	Closed	0	9'053	-9'053
MDRNP006	Nepal - Extreme Cold	DREF	13.01.12	13.06.12	Closed	0	1'598	-1'598
MDRVN011	Vietnam - Typhoon Son-Tinh	DREF	28.10.12	04.11.12	Closed	0	20'157	-20'157
Asia Pacific						2'136'948	828'187	1'308'761

Europe and Central Asia

MDRAM001	Armenia - Hail Storm	DREF	04.06.13	04.09.13	Active	242'501	0	242'501
MDRBY002	Belarus - Extreme Winter	DREF	25.01.13	25.03.13	Closed	25'631	391	25'240
MDRBY003	Belarus - Floods Preparedness	DREF	04.03.13	04.06.13	Active	88'166	0	88'166
MDRCZ002	Czech Republic - Floods	DREF	18.06.13	18.09.13	Active	165'608	0	165'608
MDRGE006	Georgia - Local Storm	DREF	28.03.13	28.06.13	Active	94'093	0	94'093
MDRHU001	Hungary - Snow Storm	DREF	19.03.13	30.06.13	Active	178'068	0	178'068
MDRHU002	Hungary - Floods Preparedness	DREF	07.06.13	07.08.13	Active	52'487	0	52'487
MDRKG008	Kyrgyzstan - Floods	DREF	03.05.12	03.08.12	Closed	0	13'611	-13'611
MDRKV006	Kosovo - Floods	DREF	18.03.13	18.06.13	Active	147'193	0	147'193
MDRKZ006	Kazakhstan - Extreme Winter	DREF	26.12.12	26.02.13	Closed	111'586	3	111'583
MDRME006	Montenegro - Floods	DREF	24.09.12	24.11.12	Closed	0	0	0
MDRMK002	Macedonia - Floods	DREF	04.03.13	04.05.13	Active	176'424	0	176'424
MDRTJ016	Tajikistan - Extreme Winter	DREF	07.02.13	07.04.13	Closed	164'103	0	164'103
Europe and Central Asia						1'445'860	14'006	1'431'854

DREF FINANCIAL REPORT

2013 Mid Year Report

Selected Parameters	
Period	2013/01-2013/06
Refreshed on 29-Jul.-2013 at 09:20	

Il figures are in Swiss Francs (CHF)

V. DREF Allocations by Appeal/Zone

Appeal Code	Appeal Name	Type	Start Date	End Date	Status	Grant/Loan	Reimbursement	Balance
Middle East and North Africa								
MDRPS007	Palestine - Floods & Heavy Rains	DREF	10.01.13	10.03.13	Active	86'975	0	86'975
MDRYE003	Yemen - Food Insecurity	DREF	07.06.12	31.10.12	Closed	0	7'747	-7'747
Middle East and North Africa						86'975	7'747	79'228
TOTAL ALLOCATIONS						9'885'314	1'456'446	8'428'868