

OPERATION UPDATE

South Sudan | Floods & Hunger Crisis Emergency Appeal

Emergency appeal №: MDRSS010 Emergency appeal launched: 16/10/2021 Operational Strategy published: 04/11/2021	Glide№: FL-2021-00108-SSD
Operation update #4 Date of issue: 22/12/2022	Timeframe covered by this update: From 13/06/2021 to 30/11/2022
Operation timeframe: (13/06/2021 - 31/12/2023)	Number of people being assisted: 494,614
Funding requirements (CHF): CHF 5 million through the IFRC Emergency Appeal CHF 10 million Federation-wide	DREF amount initially allocated: CHF 750,000 including original DREF of CHF 399,097

The funding coverage for the Federation-wide appeal ask stands at 18.8% with a funding gap of CHF 11,000,000. Further funding contributions are needed to enable the South Sudan Red Cross, with the support of the IFRC, to continue with the response. The National Society as at this update, had spent and accounted for a total of 1,089, 807.CHF against an income of 1.3M CHF reflecting an absorption rate of 83%



Distribution of EHI items in Gogrial East County, (Pathuon West Payam) and Gogrial West County (Kuac South and North Payam).

A. SITUATION ANALYSIS

Description of the crisis

South Sudan has continuously for past years faced severe droughts and floods, severely impacting the country's development efforts. The most recent floods (May-November 2021 and recorded again April to September 2022) – reportedly the most devastating since the early 1960s – are estimated to have affected 9 out of 10 states, impacting 800,000 to 1.2 million people and displacing more than 300,000 people. According to UN South Sudan,¹ the 2021 floods impacted the most vulnerable people in South Sudan as never before. The field data shows:

- 835,000 people affected by floods in 2021
- 31 out of 78 counties affected
- 501 schools affected
- 68 nutrition centres affected
- 3 consecutive years of unseasonably severe flooding (908,000 flood-affected population in 2019 and 10,040,000 in 2020)
- 22 counties out of 30 in Jonglei, Unity and Upper Nile States affected by floods

Due to extreme weather conditions and flooding as witnessed in 2021 through to 2022, families have been displaced to higher grounds, whilst life-saving services have often been cut off or inaccessible. Families lack access to clean water and proper health care, contributing to increased sickness and malnutrition. Women and girls remain at higher risk of sexual and gender-based violence as they are displaced and seeking services and resources in faraway areas.

Severe food insecurity persists and is increasing in flood-, drought, and conflict-affected areas including Northern Bahr el Ghazal and Eastern Equatoria. 7.74 million South Sudanese (62.7% of the population) were in April 2022 projected to be facing severe acute food insecurity² The current poor food security outcomes are a result of conflicts, displacement, and floods (that destroyed crops) as well as inadequate rainfall in some areas which have seen reduced food availability. The deteriorating security situation along the Nimule – Juba highway, which is a key supply route disrupted commodity supply driving food prices significantly higher than the long-term averages. The extremely high prices for food and fuel are significantly affecting household purchasing capacity further compounding the worsening food security outcomes.

The minimum expenditure basket for the country has gone up by 19% percent (increase of 13,505 South Sudan Pounds since July 2022) according to Joint market monitoring initiative as of August. Moreover, the food basket has increased a 22% since July 2022. This is caused by high prices in the market for basic commodities. Additional information can be accessed [here](#) on the overall market situation from South Sudan | REACH (reach-initiative.org)

Summary of response

Overview of the host National Society and ongoing response

SSRC has been responding to localized flooding events across the country for many years, however, the flooding that was witnessed in 2021 exceeded the NS's capacity to respond using own resources. This saw SSRC seek international assistance through the IFRC emergency appeal. This emergency appeal being federatiowide, is taking into account the secretariate ask and all movement partners bilateral contributions. With this support, SSRC has continued to offer

¹ <https://southsudan.un.org/en/173457-flooding-south-sudan-un-agencies-continue-respond-needs-affected-people>

² [South Sudan: IPC Acute Food Insecurity and Acute Malnutrition Analysis \(February - July 2022\) Issued: 09 April 2022 - South Sudan | ReliefWeb](#)

humanitarian assistance to affected populations through provision of multipurpose cash, rehabilitation of damaged water points, distribution of emergency household items and initiation of community livelihood and resilience initiatives.

Due to the continued flooding across 9 of the country's 10 states, it has proved difficult to conduct farming activities since 2021 rendering the affected population food insecure. At the same time, some areas in Eastern Equatorial in Kapoeta, to the southeast of the country, families have continued to face hunger crisis because of failed rainfall. These circumstances saw the NS together with in country PNSs and IFRC develop a hunger crisis plan of action that is currently using to provide humanitarian assistance mostly through multi-purpose cash grants combined with rehabilitation of damaged water sources. The hunger crisis plan of action is also designed to integrate and initiate community resilience initiatives in bid to avoid dependency of aid.



Distribution of seeds and tools in Aweil, (SRCS)

Those benefiting from the cash distributions and emergency household items were selected based on a set and agreed selection criterion prioritizing the old, the sick, and persons with disabilities. A selection committee comprising of the local authority, SSRC, targets community members with the representation of youth, women, men, the old, and the physically challenged. SSRC as a member of the selection committee provided oversight.

Needs analysis

Needs analysis

The country is facing hunger crisis situation aggravated further by the already witnessed fourth consecutive year of flooding, prolonged conflict and the peak of the lean rain season. Possible disruptions in trade and market activities due to insecurity coupled with the limited livelihoods opportunities and exceptional high food prices, will further hamper access to food.

Continuous hunger and lack of proper nutrients will lead to children's malnutrition. Parents that are looking for food to feed their families will not prioritize educating their children. Families that are looking out for all options to survive may adopt negative coping practices like child marriage, child labour, etc. In 2022, [around 1.34 million children under five years are expected to suffer from acute malnutrition](#) based on the results of the SMART nutrition surveys, Food Security and Nutrition Monitoring System (FSNMS), and program admission trends



NDRT Member, Acting Head of Aweil Branch and Wash Officer briefing Volunteers for PDM activities on 19th May 2022.

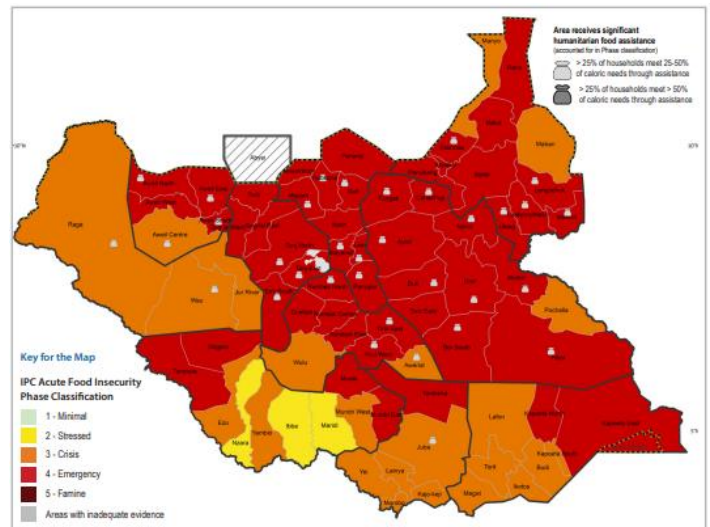
There is need to urgently engage with food security and livelihoods cluster and coordination with partners to take immediate actions to support the affected areas.

South Sudan's Hunger Crisis

Despite the significant deployment of humanitarian assistance, between February and March 2022, an estimated 6.83 million people (55% of the population) faced high acute food insecurity (IPC Phase 3 or above), of which 2.37 million people faced Emergency conditions (IPC Phase 4). An estimated 55,000 people were classified in Catastrophe (IPC Phase 5) in Fangak, Canal Pigi, and Uror counties in Jonglei State; Pibor County in Greater Pibor Administration Area; Tambura County in Western Equatoria State; and Leer and Mayendit counties in Unity State. The most food-insecure states between February and March 2022 where more than 50% of their populations faced IPC Phase 3 or above acute food insecurity are Jonglei (72.4%), Unity (67.6%), Warrap (62.9%), Northern Bahr el Ghazal (56.8%), Upper Nile (54.2%) and Lakes (52.0%).³

Operational risk assessment

The use of National Disaster Response Teams (NDRTs) and local Community Based Response Teams (CBDRTs) has helped the NS to respond to all flood-affected areas. The IFRC in-country disaster management delegate is providing support to SSRC in the implementation of the operation activities while ICRC continues to provide security advice to the operation.



Some of the areas are prone to recurrent attacks by armed groups. Regular risk assessments are being conducted by ICRC who is taking the lead in terms of Red Cross Red Crescent (RCRC) security management. Heavy rains, infrastructure damage has reduced physical accessibility and communities' access to markets. SSRC have local resources and experience in dealing with such situations making use of boats, canoes, etc.

B. OPERATIONAL STRATEGY

Update on the strategy

The operational strategy has been adjusted to include hunger crisis as part of the regional hunger crisis emergency appeal . South Sudan has therefore developed country specific plan that includes floods and hunger crisis. Find links on [Emergency Appeal](#) and the [Operations Strategy](#) . SSRC will continue to conduct all activities earlier planned under the floods operational in addition to the hunger crisis activities which include the following

1. Support the recovery of livelihoods (Vocational training + start-up kits / cash grants)
 - As part of supporting community livelihood initiatives, SSRC will expand the target beneficiaries for multipurpose cash grants while at the same time identify, train, and provide start up kits to groups. Start-up kits will be based on planned assessments and community plans of action in form of cash grants or in-kind including provision of fishing nets
2. Training of groups of farmers on climate-resilient farming methods (50 farmers per location)

³ <https://www.ipcinfo.org/ipc-country-analysis/details-map/en/c/1155527/?iso3=SSD>


- To continue building community resilience, SSRC as part of this plan, will identify and select 50 farmers per target location who will be teamed up and trained on climate resilience farming methods including kitchen gardening for those with limited farm spaces.
- Provide agriculture inputs (seeds and/or tools) to 500 farmers (participating in the climate-resilience farming methods)
 - SSRC will provide tools and inputs to 500 trained farmers on climate-resilient methods. The NS will develop a follow-up framework that will forge to provide markets for harvested crops. This will include linking farmers to markets.
 - Strengthening value chain activities (e.g., construction or rehabilitation of small warehouse, training on processing/conservation methods)
 - SSRC will continue to rehabilitate and repair water sources while forming and training water management committees.
 - To ensure local branch capacities, SSRC will target select branches with warehousing capacities including setting up of rub halls. Further, relief handling training will be conducted across established warehousing to target branches.

The table below shows targeting as per the SSRC hunger crisis plan of action

State	Districts	Population	Crisis IPC3	Emergency IPC4	Catastrophe IPC5	IPC3+	Overall target
Northern Bahr el Ghazal	Aweil East	344,885	155,198	86,221	-	241,419	96,568
Jonglei	Fangak	196,576	58,973	94,356	23,589	176,918	70,767
	Pibor	227,855	91,142	91,142	22,786	205,070	82,028
Lakes	Cueibet	183,326	73,330	54,997	9,166	147,493	58,997
Central Equatoria	Terekeka	258,398	116,279	64,599	-	180,878	72,351
Eastern Equatoria	Kapoeta North	157,137	54,998	47,141	-	102,039	40,816
Western Equatoria	Mundri West	49,669	19,868	4,967	-	24,835	9,934
Unity	Baliet	57,756	23,102	17,327	-	40,429	16,172
	Panyikan	66,927	26,770	23,424	-	50,194	20,078
	Mayendit	70,802	28,320	35,401	3,540	67,261	26,904
Total						1,236,536	494,614

C. DETAILED OPERATIONAL REPORT

STRATEGIC SECTORS OF INTERVENTION

	Shelter, Housing and Settlements	Female > 18: 70,295	Female < 18:
		Male > 18: 42,100	Male < 18:
Objective:	<i>Communities in disaster and crisis-affected areas restore and strengthen their safety, wellbeing and longer-term recovery through shelter and settlement solutions</i>		
Key indicators:	Indicator	Actual	Target
	<i>Number of households provided with emergency shelter and settlement assistance</i>	22,479	7,000
	<i>% of surveyed people who report that the shelter solution has helped in their long-term recovery</i>	0	100%

1. 5,000 households will be targeted with emergency shelter and essential household items:

The NS through this emergency appeal targeted 5,000 HHs to be reached with emergency households' items, however, with the support of movement partners, the NS has so far distributed emergency household items to 22,479 households. Below shows a summary of how the distribution was done per partner.


Partner	Total HHs supported per area
ICRC	<ul style="list-style-type: none"> 200 HHs in Malakal, 1,000 HHs in Rubkona, 600 in Panyijiar, 7,184 in Pibor, 425 HHs in Yibor west, 2,510 HHs in Rumbek East, 2,510 HHs in Cuebiet, and 1,450 HHs in Tonj South
Norwegian Red Cross	<ul style="list-style-type: none"> 1,000 HHs in Rubkona
Danish Red Cross	<ul style="list-style-type: none"> 800 HHs in Borr South 1,000 HHs in Yiro West
Turkish Red Cross	<ul style="list-style-type: none"> 900 HHs in Borr South 1,000 HHs in Juba 1,000 HHs in Tonj South 900 HHs in Ezoo

2. 2,000 households will be targeted with unconditional cash and vouchers assistance and technical support

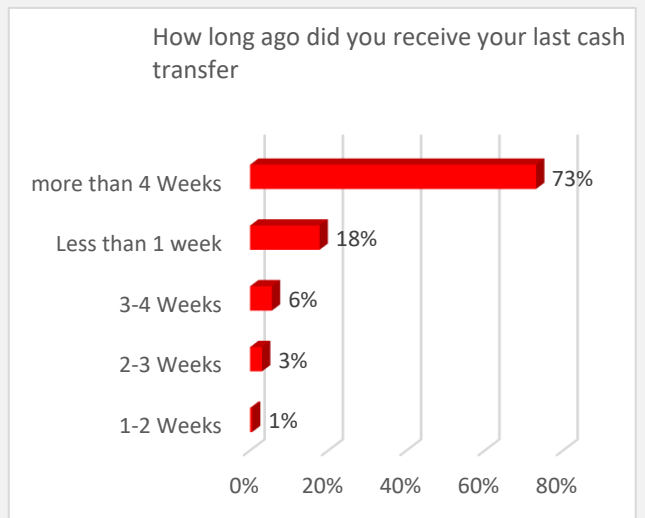
The flood waters worsened between April and September 2022 making it difficult to initiate any resilience initiatives envisaged through the cash and voucher approach. Instead, SSRC continued to provide cash to affected families to access food and other essential basic item. Besides, the flooding and water lodging has made it difficult for population to farm for fourth consecutive year now resulting to increased reliance to humanitarian aid.

The 7,000 target is a combination of 5,000 households targeted with emergency shelter & essential household items and 2,000 households targeted with unconditional Cash and Voucher assistance.

Support will resume the flooding and water lodging subsidies, and the places becomes accessible.

	Multi-purpose Cash	Female > 18: 40344	Total target as per the Regional Appeal 75,000 people or 15,000 HH
		Male > 18: 38772	
Objective:	<i>The most affected communities improve their access to essential food and non-food commodities and services</i>		
Key indicators:	Indicator	Actual	Target
	<i>Number of households provided with multipurpose cash grants</i>	13,186	15,000
	<i>% of targeted households reporting that they have enough resources to meet their survival threshold</i>	To be updated once all PDMs are completed	100%
Progress of priority Actions:			
1. 15,000 households are supported with cash grants.			

With increased needs from prevailing drought and floods, the number of target beneficiaries to be reached with cash assistance has been revised upwards from 4,000 to 15,000 households. The NS has so far supported 13,186 households with multipurpose cash out of which 5,501 households were through secretariat emergency appeal while 7,685 households were through movement partners bilateral support (From Danish, Swedish RC, Finish RC and Swiss RC). Considering the vastness of the areas to distribute cash, the NS employed the use of Cash Voucher Assistance (CVA) National Disaster Response Team (NDRT) who have been deployed to support target branches in the registration and verification of beneficiaries. SSRC through the deployed CVA NDRT, helped in mobilization, organizing queues, and supporting the contracted Financial Service Providers (Discovery forex bureau) in making payments to targeted households. Each beneficiary household received 40,000 SSP (South Sudan Pound) equivalent to 100 USD. IFRC has supported SSRC to tender for a new FSP for at least two years with consultation held at national level with in-country PNSs before final selection was done.



	Livelihoods	Female>18: 500	Female<18: 250	
		Male>18: 500	Male<18: 250	Total target 1,500 ppl as per the regional Appeal

2. Market assessments and post-distribution monitoring

All market assessments were completed in the first six months into the operation that informed the Cash response modality. Five post-distribution monitoring exercise has so far been conducted in Malakal, old Fangak Gogrial, Tonj South, and Aweil and others were ongoing at the point of this reporting. According to the PDM reports, respondents indicated that the cash distributed helped them to purchase needed food supplies as well as meet other needs like health and education bills. A majority of the respondents were female (65%) while males were 35%. Additionally, a majority (63%) of respondents were fully aware of the cash distribution process and were duly informed about the cash distribution processes) while 60% reported that they were aware of cash amounts that were received. This learning will see SSRC dedicate more time to educating target populations on the cash distribution process in the future and will be done immediately after targeting. The cash was also distributed in time and during the time they needed the cash most.

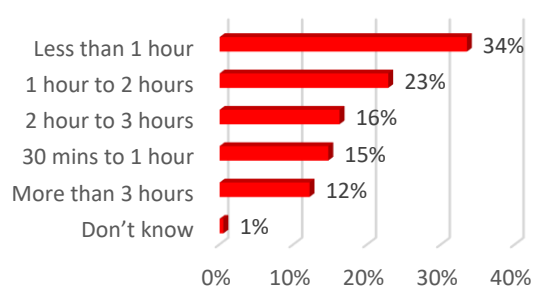


Figure 1: NDRT member and Acting Head of Aweil Branch are conducting Focal Groups Discussion during PDM in Nyocawany Payam Headquarter of Malek Alal County in Aweil South

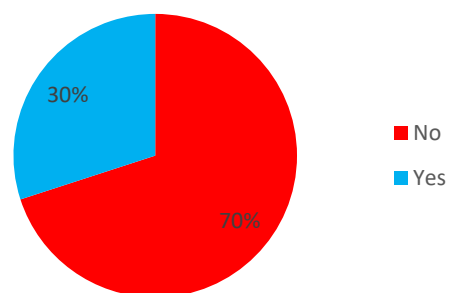
In Aweli county, households that were registered all acknowledged the receipt of cash (34,800 SSP) from SSRC in more than 4 weeks (73%), less than 1 week (18%), 3-4 weeks (6%) and 2-3 weeks (3%). 71% of the households reported spending their money mainly on food, medical expenses (48%), shelter (16%), other social services (10%). Cash was used based on head of the household female (35%), head of the household male and joint decision between head of household male and female (32%). Sharing of cash with relatives/others was reported by 30% of the respondents. All the items required by the households are available in the market (77%) although they are expensive mostly bought from Wau and Aweil Centre but also strongly linked to the distribution (84%), Tarpaulins are the most needed item or missing in the market, 7% reported insufficiency of the cash to meet the demands due to the increase in prices of commodities e.g. price of sorghum is 20,000 SSP and also the big family size with an average of 14 members. The selection modality was understood by 48% of the households who were vulnerable affected or displaced by the floods and normal residents in this area although 72% reported having no knowledge about the inclusion of other vulnerable groups

95% of the households reported being aware of the venue where they received cash, the amount of time taken to reach the distribution point and return is less than 1 hour. This varies with the waiting time spent while at the distribution point is more than 3 hours to receive cash, 61% reported yes completely, they felt safe at the venue for the distribution, 38% said mostly yes and 1% said not really, they don't feel safe at the venue for the distribution reported. 95% are generally satisfied with the cash provision process

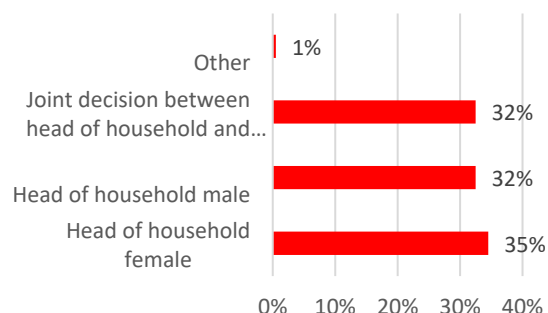
How long did it take you to get from the distribution point back to your home? (Return trip)



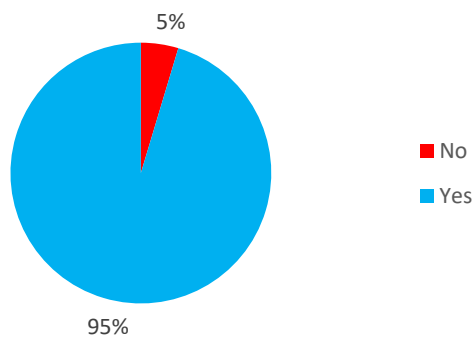
Did you share part of the cash with other?



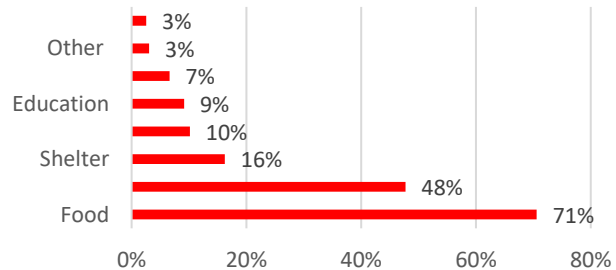
Who has decided how the money would be expended/Spent?



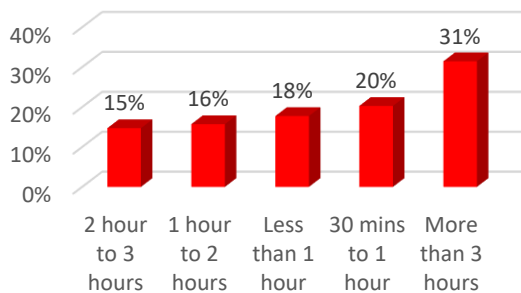
Are you generally satisfied with the cash provision process?



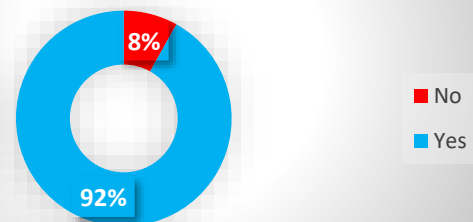
what were your top three areas/categories you spent your money on?



How long did you have to wait at the distribution site to get cash?




If the assistance could have been done over again, would you have preferred to receive food/goods rather than cash?



The PDM reports are annexed at the end of the report.

New activities under livelihoods have been introduced in the regional appeal and they include

- Support the recovery of livelihoods (Vocational training + start-up kits/cash grants)
- Training of groups of farmers on climate-resilient farming methods (50 farmers per location)
- Provide agriculture inputs (seeds and/or tools) to 500 farmers (participating in the climate-resilience farming methods)
- Strengthening value chain activities (e.g., construction or rehabilitation of small warehouse, training on processing/conservation methods)

	Health & Care <i>(Mental Health and psychosocial support / Community Health / Medical Services)</i>	Female > 18: 24,496	
		Male > 18: 23,534	Total target 494,614 people

Objective: *The immediate risks to the health of the affected population are reduced and the psychosocial impacts of the emergency are lessened*

Key indicators:	Indicator	Actual	Target
	Number of people reached with first aid services	2,161	75,000 People
	Number of households (people) reached with health messages	48,030 ppl (9,606 HHs)	15,000HH
	% of people reached through PSS and PFA activities	1,339 (1.1%)	20,000 People

Progress of Priority Actions:

1. Community health systems support 15,000 households:

48,030 people (9,606 households) reached through health education sessions on the prevention of communicable diseases, especially cholera. These sessions were integrated with some hygiene promotion sessions. The health campaigns have been integrated to include ongoing Covid-19 messaging.

2. In coordination with the Essential Household Items package:

4,000 households have received treated mosquito nets (2 pieces per household) aimed at reducing the risk of malaria and other vector-borne diseases, following the increase in vector population due to the stagnant water. Those targeted for the mosquito nets included families with pregnant and lactating mothers, families with under-fives, the sick, and the old.

3. First Aid (FA) services:

The number of people in need and supported with first aid services totalled 12,161 (1,798M and 363F). The majority of these people required on-site first aid services with very few (8 people) requiring lifesaving first aid services. The majority of those injured were men who were involved majorly in rescue activities as compared to the women. The injuries were a result of cuts and bruises for those attended on-site while those requiring further care were a result of broken bones. In a bid to increase the capacity of responding branches, SSRC replenished first aid kits for eight branches and conducted eight first aid refresher sessions and one first aid training for staff and volunteers.


4. Mental health and psychosocial wellbeing

1,339 people have so far been reached with PFA and psychosocial support. The majority of these sessions have been individual sessions conducted during the response.

Under the Regional Appeal these will be the priority actions:

1. Community health systems support to 20,000 households: SSRC will conduct a 3-day epidemic control training for volunteers in the targeted locations. It is envisaged that these volunteers will monitor their localities and provide vital messages to the communities to ensure the safety of communities from water-borne diseases, vector-borne diseases, pneumonia and skin diseases are included, and COVID-19, through the promotion of safe hygiene practices. Messages on nutritional services including education for mothers and caregivers on Infant & Young Child Feeding will also be provided along with supporting referral 9 Public to outpatient therapeutic programmes for children with severe acute malnutrition / moderate acute malnutrition. Under this component, SSRC will also support the identification of community health volunteers to conduct house-to-house health education sessions on the prevention of communicable diseases.

2. In coordination with the Essential Household Items package: SSRC will distribute mosquito nets and kits targeting pregnant and lactating women (Mama kits). The distribution will be accompanied by education sessions on the proper use of the items distributed.
3. First Aid (FA) services: SSRC will provide lifesaving first aid services to the targeted communities. This will include FA training targeting 20 volunteers per location and procurement of 10 FA kits per location.
4. SSRC will ensure access to mental health and psychosocial wellbeing for people at risk during emergencies through the following responses: Provision of PFA and psychoeducation, establishment and equipping of child-friendly spaces, organize training for volunteers, staff, and local leaders on PSS during emergencies, training of staff/ volunteer team leaders on Minimum Protection Approach (MPA), conduct awareness sessions and making referrals.

	Water, Sanitation and Hygiene	Female > 18: 17,787	
		Male > 18: 11,858	Total target 494,614 people
Objective:	<i>The risks of water-related diseases in the communities targeted in the recovery phase are reduced in a sustainable manner</i>		
Key indicators:	Indicator	Actual	Target
	Number of households that have improved their daily access to drinking water	5,929HHs (29,645ppl)	7,500HHs (45,000ppl)
	Number of hand pumps repaired	23	60
	% of the target population with access to an improved water source	25% (11,500ppl)	45,000ppl
	% Increase in personal hygiene knowledge (Target 20,000HHs)	24.7%	100% (20,000 HHs)
	Number of latrines constructed	120	500
	% of constructed sanitation facilities maintained by the target population	TBD	TBD

Progress of Priority Actions:

1. Promoting safe hygiene and sanitation knowledge, attitude, and practices to 20,000 households:

The number of households reached during hygiene promotion sessions totals 29,645 people. These sessions have mostly been conducted by the 153 trained volunteers and the established and trained 15 water management committees. The messaging included how to treat water, personal and communal hygiene, and general sanitation.

2. Improving access to clean and safe drinking water to target 7,500 households (45,000 people):

23 boreholes were rehabilitated reaching 11,500 people (based on 500 people per 1 borehole in emergencies) with 23 water management committees established as reported in the last update. The trained water management committees have been engaged in raising awareness of safe drinking water.

3. In coordination with the Essential Household Items package

- So far, 22,479 households have received emergency household items including water buckets, jerricans, and support. This support was however through movement partners' contributions (ICRC, Danish RC, Turkish RC, Norwegian RC, and Swedish RC).
- 4,000 water buckets were distributed as part of the emergency household items together with water treatment tablets. The distribution was
- accompanied by education sessions on the proper use of the items distributed.




Pumping water after successful rehabilitation in Aweil South.

4. Provision of sanitation facilities to the affected population with 500 latrines:

During the first months of the emergency as reported in the previous updates, the NS helped the affected populations set up 100 makeshift toilets using locally available materials. With people slowly returning to their homes, SSRC has helped 20 households to construct latrines.

Priority actions as per the regional appeal includes:

1. Promoting safe hygiene and sanitation knowledge, attitude, and practices to 20,000 households: SSRC will carry out refresher training (1 hygiene promoter per 50HHs) for volunteers to carry out hygiene awareness among the targeted communities with an anticipated high risk of diarrhea to prevent water-related diseases, with an anticipated high risk of diarrhea and distribute hygiene items. The SSRC will also train volunteers on menstrual hygiene management (MHM) and provide targeted women and girls with MHM kits.
2. Improving access to clean and safe drinking water to 25,000 people: The SSRC will enhance access to clean water through rehabilitation of water points (based on 500 people per 1 borehole in emergencies), SSRC will target to repair/rehabilitate 50 boreholes. This activity will prioritize the use of cash and voucher assistance subject to market assessments.
3. Provision of sanitation facilities to the affected population with 100 latrines: As part of the shelter project to support targeted households to return and rebuild, repair their homes the operation will also support community construction of culturally appropriate latrines using community sanitation committees and training of local artisans. This will be coordinated and implemented with the shelter project. This activity will prioritize the use of cash and voucher assistance subject to market assessments.

	Protection, Gender and Inclusion	Female > 18: 1,131	
		Male > 18: 992	Total target 494,614 People
Objective:	<i>Communities become more peaceful, safe, and inclusive by meeting the needs and rights of the most vulnerable</i>		
	Indicator	Actual	Target

Key indicators:	Number of women and girls reached with menstrual hygiene support	908	TBD
	Number of people reached with PGI and SGBV awareness sessions	2,123	20,000HHs
	Number of SGBV survivors referred for services	0	TBD

Progress of Priority Actions:

- 908 women and girls have received menstrual hygiene and dignity kits conducted during the distribution of emergency household items.
- SSRC established a complaints and feedback management mechanism of which it has recorded 43 respondents from the operation so far during ongoing activities. This includes setting up manned desks at all activities with a record book where community members report, and matters are recorded.
- 2,123 people (volunteers and staff) have been reached through organized SGBV and PGI sessions by SSRC and the sessions ensured households are aware of the cash distributions. An integrated orientation (PGI and SGBV) facilitated by Ns protection staff that includes SGBV and PGI.
- Engagement on child protection issues has been ongoing.

As per the regional Appeal, these are the priority actions.

1. SSRC will also ensure inclusion, participation, diversity, and social cohesion is improved in communities through a focus on people's knowledge, skills, employability, and behavior following the IFRC Protection, Gender and Inclusion (PGI) minimum standards in emergencies. Staff and volunteers will be orientated on age, gender and diversity sensitivity, protection, exclusion risks, referrals in line with the Movement Minimum Protection Approach (MPA), as well as Prevention of Sexual Exploitation and Abuse (PSEA). As part of the essential household items, SSRC will include solar lamps to support improve safe access around the temporary shelters and latrines.
2. SSRC will train staff and volunteers, community leaders, front line workers and teachers on prevention and response to SGBV, conduct community awareness sessions on referral systems, conduct safety audits, ensure the provision of survivor centered support and establishment of help desk at health facilities as well as dissemination of PSEA to staff/ volunteers and communities. SSRC will establish a complaints and feedback management mechanism, offer support to survivors of abuse/violence, and conduct periodic monitoring for effective response. In the cases of intimate partner violence and rape SSRC will provide psychosocial support and referral for medical care and other SGBV services (protection, legal).
3. When considering sector targeting for SSRC will ensure:
 - Consultation at the household level on who should be targeted as primary recipient to collect cash/items and who is expected to go to the market
 - Engagement of all household members in gender discussion groups
 - Engagement also on child protection issues
4. In line with and respectful of the Code of Conduct on data protection SSRC will ensure access and improved Restoring Family Links (RFL) services to host communities and IDPs through the following activities: dissemination of RFL for community leaders /community members, organizing phone call sessions to quickly restore contact between separated family members, collection of safe/well messages (or Red Cross Messages when relevant), registration of unaccompanied minors/vulnerable persons (and potential family reunification) and collection of tracing requests, ensuring a qualitative follow-up. While also supporting (including coaching) RFL volunteers and follow-ups, distribution, and collection of Red Cross Messages, opening tracing requests and training of volunteers.



Community Engagement and Accountability

Objective: *Develop and deploy standardized approaches for community engagement, collection and use of qualitative community feedback data to better understand community perspectives*

Key indicators:	Indicator	Actual	Target
	Number of complaints and feedback mechanisms established	1	2
	Number of complaints and feedback recorded	50	TBD
	Number of complaints and feedback responded to	50	TBD

Priority Actions:

- At the start of the operation, SSRC set up complaints and feedback mechanisms to ensure beneficiaries have a platform to communicate back to NS on any arising concerns. To make it easier for communities to share feedback and raise any concerns, SSRC established feedback and complaints desks during activities: most of the feedback coming from the communities were appreciation messages to the Red Cross and complaints about increased unmet needs.
- The clear selection process of targeted beneficiaries has openly been communicated and beneficiaries' selection committees established with the representation of target beneficiaries, local leaders, different groups, and the Red Cross. Those benefiting from the cash distributions and emergency household items were selected based on a set and agreed selection criterion prioritizing the old, the sick, and the physically challenged. A selection committee comprising of the local authority, SSRC, targets community members with the representation of youth, women, men, the old, and the physically challenged. SSRC as a member of the selection committee provided oversight.



Risk Reduction, climate adaptation, and Recovery

Female > 18: **50,000**

Male > 18: **50,000**

Total target
494,614 People

Objective: *Communities in high-risk areas are prepared for and able to respond to disaster*

Key indicators:	Indicator	Actual	Target
	Number of people reached through DRR and Climate Change Adaptation activities	100,000	494,614
	Number of community members trained (first aid, response, etc.)	153	1000

Progress of Priority Actions:

1. Develop/improve and implement community plans of action

Affected communities have been focusing on preventing floodwaters into their homesteads through erecting dikes using locally available materials. SSRC with support from other partners including MSF, ICRC, UN, and the government, has therefore been working with communities in providing technical advice and has planned to

consider procurement of gunny bags to support communities to build dykes. Approximately 100,000 people were reached through awareness campaigns on social media, and mainstream media like radio during activities and community gatherings.


2. Community-Based Disaster Response Teams

In addition to earlier trained 127 volunteers, in this reporting period, SSRC conducted a 5-day training to volunteers targeting 26 (19M 7F) volunteers using the new Emergency Action Team curriculum. The main topics covered during the training included First aid, CEA, Fleet, and warehouse management, PFA, Mass Casualty incidents, Transportation of the Injured, Procedures for Handing Over Injured, Psychological First Aid, Sexual and Gender-based Violence, and Restoring Family Links, Management of the Dead and Safer Access.

New priority actions as per the Regional Appeal.

1. SSRC will develop/improve and implement community plans of action including contingency plan using simulation exercises; disseminate the Public Awareness and Public Education DRR key messages; develop early warning and early action systems linked with local or national meteorological systems, and training and equip community disaster response teams.
2. SSRC will train and equip Community Based Disaster Response Teams (CBDRTs) to be part of and support this response across all sectors including CVA as a technical area. This will also support capacity development for preparedness and future disasters.

Enabling approaches

	National Society Strengthening		
Objective:	<i>Strengthen organizational development and disaster and crisis response capability – headquarters and branch levels.</i>		
Key indicators:	Indicator	Actual	Target
	Number of community early warning systems established	1	2
	National Society has a functioning data management system that informs decision-making and supports monitoring and reporting on the impact.	1	1
Progress of Priority Actions:			
1. Operational Support Services:			
<ul style="list-style-type: none"> • A disaster management delegate has been recruited and is supporting the operations fully. The cluster delegation is providing Information management, logistics, and supply chain; information technology support (IT); communications; security; PMER; partnerships and resource development; and finance and administration to the operation. • An information management officer was deployed and supported SSRC in setting up a data management system as well as trained SSRC staff on data management. • IFRC is working with Danish RC and Netherland RC to support the NS in establishing early warning systems with a focus on having a fully developed early action protocol. 			
2. National Society Development:			
The NS continues to embed its activities into its newly developed strategic plan for 2022 – 2026.			
3. National Society preparedness and response capacity:			

The use of indigenous early warning has been recognized as a working alert system believed to work in these communities. The proposed early warning protocol being developed will help the NS prepare for predictable disasters like floods. Once finalized and validated, the EAP will allow SSRC access resources like the DREF to prepare for, preposition and activate once pre-set triggers have been reached. Further, the in-country deployed DM delegate is working with the SSRC and in-country, PNSs to build on the NS's response capacity through mentorship and training.



Coordination and Partnerships

Objective: *Strengthen Coordination and Partnerships within the Movement and with relevant external actors*

Key indicators:	Indicator	Actual	Target
	Weekly Movement coordination meetings		24

Progress of Priority Actions:

1. Membership Coordination

- IFRC Country Cluster Delegation is Coordinating all the in-country PNSs activities providing an opportunity to tap into the availability of resources both financially and technically. Most National Societies present in South Sudan have signed an integration agreement with the IFRC. Different coordination mechanisms have been established in alignment with Strengthening Movement Coordination and Cooperation (SMCC) to ensure continuity of support and guidance to SSRC. The IFRC, through its Country Cluster Delegation, is providing a legal basis to support the Membership.

2. Engagement with external partners:

- SSRC at the national and state level through its Branches participates with partners in OCHA-led cluster meetings. IFRC is supporting the NS to reach out to other partners

3. Movement Cooperation

- As part of Strengthening Movement Coordination and Cooperation (SMCC), SSRC, PNS, IFRC, and ICRC coordinate via established platforms such as the Technical Committee and the Movement Operations Committee, and the Movement Platform. The IFRC South Sudan office has signed a security management agreement with ICRC which manages the security of IFRC and PNSs present in the country. ICRC also supports SSRCs in national emergency management forums together with other partners. ICRC provides a situational analysis of the conflict areas to ensure Red Cross Red Crescent's principled action. ICRC also supports SSRC and PNS through logistics support.



Secretariat Services

Objective: *Strengthen Secretariat services*

Indicator	Actual	Target
-----------	--------	--------

Key indicators:	% of staff trained on Protection of Sexual Exploitation and Abuse (PSEA)	10%	100%
------------------------	--	-----	------

Progress of Priority Actions:

1. Human Resources:

- The operation demanded an increased staff base allowing the IFRC to recruit a DM delegate who is working with the NS and in-country PNSs. The DM delegate is working with the Danish RC in the country DM delegate to support the NS respond effectively to this operation.

2. Planning, Monitoring, Evaluation, & Reporting (PMER):

- Both IFRC and SSRC PMER are providing PMER support to this operation. Indicators are developed Federation wide and are being reported on.

3. Information technologies (IT):

- IFRC deployed an IT officer from Nairobi to support enhancing IT capacity and is in the process of recruiting an IT consultant to help SSRC improve its internet connectivity

4. Logistics:

- Local procurement is being carried out following the IFRC and National Society's standard procurement procedures with the support of the IFRC Regional Logistic Unit in Nairobi. Though the appeal has not attracted as anticipated, the operation still plans to procure one Landcruiser and one truck

5. Finance and Administration:

- The IFRC has supported the NS to validate the operating budget and will continue to review financial documentation before additional transfers to the NS.

6. Communications and advocacy:

- IFRC delegation has supported the NS in attending and meeting with donors about the flooding and hunger crisis. IFRC has also supported the NS in raising awareness of the flood and hunger crisis through both social and mainstream media.

7. Security:

- All IFRC staff members are under ICRC's security umbrella and security management processes are in place under this set-up. Security orientation and briefing for all teams before deployment are undertaken to help ensure the safety and security of response teams. The minimum-security requirements are strictly maintained. All National Society and IFRC personnel actively involved in the operations have completed before deployment the respective IFRC security e-learning courses (i.e., Stay Safe Level 1 Fundamentals, Level 2 Personal and Volunteer Security Emergencies, and Level 3 Security for Managers). IFRC Regional Security Unit works closely with the National Society Security Focal Point in matters of security risk management.

D. FUNDING

The Interim Financial Report is annexed to the report.

Contact information

For further information, specifically related to this operation please contact:

- **Secretary-General:** John Lobor; Phone: +211 912 666 836; Email: john.lobor@ssdredcross.org
- **Deputy secretary General:** Christine Abina, Email: christine.abina@ssdredcross.org, Phone: +211 (0) 921652059 | +211 (0) 912564108

IFRC Juba Cluster Delegation

- **Head of Juba Cluster Delegation:** Pape Moussa Tall; phone: +211912179511; Email: papemoussa.tall@ifrc.org
- **Delegate, Disaster Management:** Daniel Mutinda; Phone +25 4110 853113; Email daniel.mutinda@ifrc.org

IFRC Africa Regional Office

- **Strategic Lead, Preparedness & Response; Health and Disaster, Climate, and Crisis Unit: Rui Oliveira;**
- **Phone: +254 780 422 276; Email: rui.oliveira@ifrc.org**Head of Partnerships and Resource Development: Louise Daintrey-Hall, phone: +254 110 843 978, Email: louise.daintrey@ifrc.org
- **Regional Head PMER and QA:** Philip Kahuho, email: philip.kahuho@ifrc.org; phone: +254 732 203 081

For In-Kind donations and Mobilization table support:

- **IFRC Africa Regional Office for Logistics Unit:** RISHI Ramrakha, Head of Africa Regional Logistics Unit; mail: rishi.ramrakha@ifrc.org; phone: +254 733 888 022

Reference documents



Click here for:

- [Emergency Plan of Action](#)
- [Operations Strategy](#)
- [Ops Update 1](#)
- [Ops Update 2](#)
- [Ops Update 3](#)

How we work

All IFRC assistance seeks to adhere the **Code of Conduct** for the International Red Cross and Red Crescent Movement and Non-Governmental Organizations (NGO's) in Disaster Relief, the **Humanitarian Charter and Minimum Standards in Humanitarian Response (Sphere)** in delivering assistance to the most vulnerable, to **Principles of Humanitarian Action** and **IFRC policies and procedures**. The IFRC's vision is to inspire, encourage, facilitate and promote at all times all forms of humanitarian activities by National Societies, with a view to preventing and alleviating human suffering, and thereby contributing to the maintenance and promotion of human dignity and peace in the world.

Operational Strategy

INTERIM FINANCIAL REPORT

Selected Parameters			
Reporting Timeframe	2021/1-2022/10	Operation	MDRSS010
Budget Timeframe	2021/6-2023/10	Budget	APPROVED

Prepared on 29 Nov 2022

All figures are in Swiss Francs (CHF)

MDRSS010 - South Sudan - Hunger Crisis

Operating Timeframe: 13 Jun 2021 to 31 Dec 2023; appeal launch date: 16 Oct 2021

I. Emergency Appeal Funding Requirements

Total Funding Requirements	132,000,000
Donor Response* as per 29 Nov 2022	1,316,552
Appeal Coverage	1.00%

II. IFRC Operating Budget Implementation

Planned Operations / Enabling Approaches	Op Strategy	Op Budget	Expenditure	Variance
PO01 - Shelter and Basic Household Items	1,066,000	72,933	20,845	52,088
PO02 - Livelihoods	0	0	0	0
PO03 - Multi-purpose Cash	856,000	1,092,306	502,343	589,963
PO04 - Health	511,000	139,678	368,747	-229,069
PO05 - Water, Sanitation & Hygiene	836,000	152,057	-4,131	156,187
PO06 - Protection, Gender and Inclusion	249,000	26,085	0	26,085
PO07 - Education	0	0	0	0
PO08 - Migration	0	0	0	0
PO09 - Risk Reduction, Climate Adaptation and Recovery	498,000	176,028	309,651	-133,623
PO10 - Community Engagement and Accountability	37,000	0	0	0
PO11 - Environmental Sustainability	0	0	0	0
Planned Operations Total	4,053,000	1,659,087	1,197,456	461,631
EA01 - Coordination and Partnerships	108,000	1,790	9,794	-8,004
EA02 - Secretariat Services	304,000	145,524	45,795	99,729
EA03 - National Society Strengthening	534,000	523,447	11,288	512,159
Enabling Approaches Total	946,000	670,761	66,876	603,885
Grand Total	4,999,000	2,329,848	1,264,332	1,065,516

III. Operating Movement & Closing Balance per 2022/10

Opening Balance	0
Income (includes outstanding DREF Loan per IV.)	2,066,552
Expenditure	-1,264,332
Closing Balance	802,220
Deferred Income	0
Funds Available	802,220

IV. DREF Loan

* not included in Donor Response	Loan :	750,000	Reimbursed :	0	Outstanding :	750,000
----------------------------------	--------	---------	--------------	---	----------------------	---------

Operational Strategy

INTERIM FINANCIAL REPORT

Selected Parameters			
Reporting Timeframe	2021/1-2022/10	Operation	MDRSS010
Budget Timeframe	2021/6-2023/10	Budget	APPROVED

Prepared on 29 Nov 2022

All figures are in Swiss Francs (CHF)

MDRSS010 - South Sudan - Hunger Crisis

Operating Timeframe: 13 Jun 2021 to 31 Dec 2023; appeal launch date: 16 Oct 2021

V. Contributions by Donor and Other Income

Opening Balance							0
Income Type	Cash	InKind Goods	InKind Personnel	Other Income	TOTAL	Deferred Income	
American Red Cross	208,257				208,257		
Coca Cola Foundation	229,273				229,273		
DREF Allocations				750,000	750,000		
Finnish Red Cross	105,904				105,904		
Japanese Red Cross Society	40,012				40,012		
Norwegian Red Cross	202,864				202,864		
On Line donations	31				31		
Red Cross of Monaco	10,438				10,438		
Swiss Red Cross	100,000				100,000		
Taiwan Red Cross Organisation	3,010				3,010		
The Canadian Red Cross Society (from Canadian Gov	155,809				155,809		
The Netherlands Red Cross (from Netherlands Govern	260,954				260,954		
Total Contributions and Other Income	1,316,552	0	0	750,000	2,066,552	0	
Total Income and Deferred Income					2,066,552	0	