

Emergency Appeal Operation Update

Ebola Virus Disease Emergency Appeals (Liberia, Sierra Leone, Guinea, Nigeria, Senegal and Africa Coordination)

26 November, 2014 - Combined Ebola Operations Update N° 10.

Summary

IFRC supports National Societies with international emergency appeals to combat Ebola in Guinea, Liberia, Sierra Leone, Nigeria and Senegal. The appeals employ a 5 pillar approach spelled out in an Ebola regional framework, comprising: (1) Beneficiary Communication and Social Mobilization; (2) Contact Tracing and Surveillance; (3) Psychosocial Support; (4) Case Management; and (5) Safe and Dignified Burials (SDB) and Disinfection. In addition, a regional appeal was launched to accommodate multi-country support needs. IFRC also continues to support smaller preparedness and response operations financed under its Disaster Response Emergency Fund (DREF) in Mali, Cote d'Ivoire, Cameroon, Togo, Benin, Central African Republic, Chad, Gambia, Kenya and Guinea Bissau and now Ethiopia, making a total of 16 countries that have emergency operations relating to this outbreak.¹

In Guinea, the trend of the epidemic is increasing; the number of cases at this point in November is greater than the number of cases seen for the same period of October. This past week has seen an increase in cases among medical professionals working outside of the health response structure. The infections were caused by a lack of full adherence to protective measures.

Of all community burials in Guinea, it is estimated that only 83% are secure because of community resistance and families are still refusing to safely bury their loved ones. Red Cross SDB teams are traveling to the communities where deaths are being reported, but families continue to refuse assistance.

According to WHO, Ebola transmission remains widespread and intense in Sierra Leone, except in the south east. 709 new cases were reported in the week, with Freetown, the capital, remaining the worst affected area. The districts of Bo, Bombali, Koinadugu, Kono, Moyamba, Port Loko, Tonkolili and Western Area have reported high numbers of cases recently. The decrease in the number of cases in the south east where the outbreak began indicates that the response efforts by Red Cross and other partners have been effective. The Red Cross is scaling up the number of burial teams to 49 through the training of new SDB volunteers in workshops in the next two weeks. Further scaling up and coordination in social mobilization



A member of the Liberia Red Cross burial teams holds a sample taken from the body of a suspected Ebola fatality. Samples are analyzed later in a laboratory to ascertain whether the person died of Ebola. /IFRC

¹ An operation in Democratic Republic of Congo was launched to combat the separate Ebola outbreak that is not part of the West African outbreak.

and contact tracing is planned. The health programme is also looking to recruit a psychosocial support delegate to assist in this vital activity.

On Monday, another person tested positive for the Ebola virus in Mali, bringing the total number of cases in the country to eight. Five deaths have been recorded so far. Mali Red Cross is acting with support from 7 Partner National Societies (French, Danish, Belgium, Suisse, Luxembourg, Spanish, and Canadian Red Cross). ICRC and IFRC are also working with the National Society. 74 volunteers have been involved in contact tracing. So far, 288 contacts have been traced, and the most recent new cases have been among those traced. The National Society has provided hand-washing facilities in schools and mosques in the six communes of Bamako.

The NS has inadequate capacity in logistics. There are difficulties in carrying out field activities, as there are only 2 vehicles. At present, there is no official government request for an international emergency appeal. However, Mali RC and partners are requesting for support on social mobilisation, contact tracing and SDB.

Operation Updates

Latest available cumulative data are provided below for 11 situation and programme indicators.

Operational Countries and Appeals						
	GUINEA	LIBERIA	SIERRA LEONE	NIGERIA	SENEGAL	TOTAL
	(MDRGN007)	(MDRLR001)	(MDRSL005)	(MDRNG017)	(MDRSN010)	
Cumulative Cases	2,094	7,168	6,460	21	1	15,744
Cumulative Health Care Worker Deaths	56	172	104	5	0	337
Cumulative Deaths	1,257	3,016	1,282	8	0	5,563
Fatality rate	60%	42%	20%	38%	0%	
Safe and Dignified Burials(SDB) conducted by NS	1,578	2,666	1,896	0	0	6,140
Trained RC volunteers active in Ebola	2,053	6,170	2,269	184*	80	10,756
Contacts traced by NS	7,516*	17,781	26,269	891*	75	52,532
Houses disinfected by NS	16,899	340	2,858	14*	0	20,111
People reached through social mobilization²	1,025,167	910,771	897,895	958,086*	0	3,791,919
People reached through Psychosocial support	1,052*	1,410	13,026	740*	0	16,228
People treated by NS (Kenema)	NA	NA	279	NA	NA	279

NA= Not applicable- Treatment currently only in Sierra Leone

Source: WHO Sitreps, Ministries of Health (Guinea, Liberia, Sierra Leone, Nigeria, Senegal) and IFRC

*Data for this week not available at the time of publishing.

Liberia [<go to financial report>](#)

Social mobilisation

A total of 100,768 people were reached with social mobilisation activities over the reporting period

Contact tracing and surveillance

A total of 176 contacts were traced over the reporting period .

- Contact tracing continued in Bomi, Bong Granda Bassa, Grand Cape Mount, Grand Gedeh and Montserrado.
- In Nimba volunteers are awaiting training before they can begin contact tracing.
- In Gbaporlu Red Cross did not have volunteers, but in the last week, eight volunteers including the head of a local task force in were trained to do contact tracing.
- In Sinoe, on the 20 November, ten volunteers were trained to do contact tracing.

Challenges

- Some of the areas are hard to reach because of the bad road conditions.
- There are insufficient vehicles for supervision.
- There is still denial that EVD is real in some communities.
- In Gbarpolu there is only a HO who conducts training, collects report from the field, and does supervision. The distances of the districts make it difficult to get report on time.
- In some counties information is not easily passed on, because of poor network coverage.
- Some counties could not be reached and did not report.

Recommendations

- Improved logistical arrangements are needed in all counties so that volunteers can do their work more effectively.

Safe and Dignified Burials and Disinfection of Houses

- During the week – Monday until Friday – SDB teams collected 67 bodies, (27 were from ETUs).
- Of the 67 burials for the period, 39 were males while 27 were females and 1 unidentified sex.
- Two SDB staff members sent to the ETU to pick up a body went into the “red marked area” without being dressed correctly in their PPE gear.
- They were sent home immediately where they will be monitored the next 21 days. In this regard we are working on how similar situations should be handled in future i.e. Should staff that are possibly infected be sent home – or should we try to find arrangements, where they can stay without getting in contacts with their family or friends?
- Red Cross constantly being requested to provide information gathered by out SDB teams. This includes Ministry of Health but the information is not reaching communities.
- A total of 40 disinfections were done over the week.

Challenges:

Family members from Thinkers Village, 72nd, Mount Barclay and Soul Clinic communities refused to allow the SDB team access to the bodies. They claimed that their loved ones had not died as a result of EVD. Some had even conducted unsafe and improper burials by the time the team had arrived.

Sierra Leone [<go to financial report>](#)

Social Mobilization and Beneficiary Communication

- The RC continues to scale up social mobilization activities in high transmission areas such as Bombali, Tonkolili, Port Loko and Western Urban and Western Rural.
- 6,638 HH reached through door to door campaigns to date
- 2 weekly one hour interactive Radio Broadcasts was broadcast on national radio
- One hour live interactive weekly Television program to be broadcast on national TV
- Cumulative social mobilisation reach is shown below:

District	Male	Female	Children	Total	HH Reached
Kailahun	218	294	289	801	75
Bombali	2,615	2,792	3,147	8,554	1,779
Port Loko	1,733	1,528	1,363	4,624	1,548
Western Urban	1,261	1,660	2,133	5,054	803
Western Rural	2,989	2,864	2,145	7,998	672
Tonkolili	1,196	1,518	2,650	5,364	1,028
Kenema	12,695	18,816	6,319	37,850	315
Moyamba	563	630	978	2,171	418
Grand Total	23,720	30,102	19,024	72,416	6,638

Contact Tracing and Surveillance:

- Meetings were held with UNFPA and MoHS to clarify the role of Red Cross and others in Contact Tracing given that the MoHS has decreed that only employees from the Ministries of Education, Youth and Local Government can act as contact tracers. Meetings will continue next week to work out how RC can continue to work in CT.
- Training continued in CT and PSS in Bombali and Port Loko this week.
- 365 volunteers active in contact tracing
- 267 new contacts registered and followed up this week

Psychosocial Support:

- 275 volunteers active in PSS
- 198 people reached through Psychosocial support pillar in the week

Case Management in Kenema IFRC ETC

Sierra Leone currently has 356 treatment beds. The World Health Organization estimates that at least 850 more beds are required. There are only 32 Community Care Centre (CCC) beds operational across the country.

The IFRC ETC in Kenema is fully operational with all 60 beds occupied. 42 of the beds are for confirmed cases but plans are underway to increase the confirmed cases beds to 48 to cater for growing needs.

Cumulative Admissions	279
Cumulative Deaths	116

Cumulative Discharges	118
Cumulative Transfers	16

Personnel in Kenema ETC

Personnel	National	International
Nurses	34	7
WatSan (IPC)	80	6
Clinician	0	4
Support staff	33	4
Total	147	21

IFRC in collaboration with Spanish Red Cross and MSF Swiss are offering an EVD pre-deployment course (PDC) for staff expected to be deployed to West Africa to work in the EVD emergency response. The course is targeted to those who will be working in the Ebola treatment centre in Kenema Sierra Leone although it is useful for anyone working in Ebola related activities. To date 11 trainings have been carried out in two countries. IFRC has trained and prepared a total of 278 participants from 12 different RC national societies and 13 different external organizations. Approximately 80% of the participants have been or will be deployed to West Africa and the 20% are mostly HQ personnel involved in the Ebola operation in one way or another. British and Norwegian RC and the Spanish Agency for International Cooperation (AECID) are funding these PDCs trainings. German and French Red Cross are also organizing PDCs. French RC organized their first PDC in French last week for 24 people at their HQ in Paris. The participants of the first training were exclusively delegates who will be mobilized to FRC run ETC in Macenta, Guinea, this week. FRC is now adjusting their training capacities to open it to external actors.

Safe and Dignified Burials and Disinfections:

- 322 safe and dignified burials have been carried out by Red Cross burial teams in Sierra Leone in the reporting week. No volunteer or staff member has become infected.

Burials conducted last week across the country

District	Teams	CMC/HC/ETC	Community	Total	Cumulative
Kailahun	6	19	12	21	519
Western Urban	5	32	80	112	599
Western Rural	4	5	32	37	229
Port Loko	2	39	2	41	224
Bombali	2	47	17	64	183
Bo	2	11	24	35	119
Kambia	1	0	12	12	23
GRAND TOTAL	22	153	179	358	1,896

Guinea [<go to financial report>](#)**Social mobilization and beneficiary communication.**

- Social Mobilization for Response: 38,366
- Social Mobilization for Preparedness: 2,147

Psychosocial support

- Data not available at the time of publishing

SDB and disinfections

Area	CMC/HC/ETC	Community	Total
Conakry	12	6	18
N`zerekore	1	8	9
Gueckedou	41	4	45
Forecariah	0	5	5
Coiyah	0	8	8
Dubreka	0	4	4
Kindia	0	6	6
Macenta	0	2	2
Faranah	0	10	10
Kankan	0	5	5
Kerouane	0	4	4
Lola	0	2	2
Grand Total	54	64	118

Disinfections

Area	# of infections
Youmou	4
N`zerekore	46
Kankan	6
Lola	11
Total	67

Nigeria [<go to financial report>](#)**Beneficiary Communication and Social Mobilization:**

Last week a total of 103,213 people were reached through social mobilization in both Lagos and Port Harcourt. A total of 6,200 educative leaflets were distributed

Contact Tracing and Surveillance:

- No cases in the country and no contacts being followed up
- 58 volunteers are working at the international airport in Lagos carrying screening of passengers in-bound and outbound.

Psychosocial Support:

- A total of 320 people were provided with PSP. The challenge at the moment is the stigma being experienced by survivors and the only people visiting are RC volunteers.

Senegal <go to financial report>

From 17 to 23 November 2014, the National Society carried out training and sensitization activities in the capital, Dakar. Training activities reached 50 volunteers, 60 teachers, and 23 Red Cross staff. The trainings were geared towards increasing their knowledge on the means of EVD transmission and methods of prevention. They also aimed to strengthen their capacities to deliver preventive and referral messages to people.

Regarding sensitization activities, a total of 500 persons have been reached at Dakar University. Additionally, 893 pupils have been reached in 7 schools in Dakar.

As previously reported, the monitoring of 75 contacts ended after 21 days. On 17 October, WHO officially declared Senegal free of Ebola virus transmission. While the outbreak in Senegal is currently considered contained, risk analyses define Senegal as a high-risk country and continued strengthening of response capacity and preparedness is vital for an early and effective response to potential new cases.

IFRC's [Emergency Appeal](#) launched in September supports the Senegalese Red Cross Society to respond to the ongoing Ebola outbreak risk through information and communication, education, awareness raising, social mobilization, psychosocial support, and regional collaboration.

IFRC Expands Fleet to support SLRCS In the Fight against Ebola

Lisa Pattison/IFRC

The International Federation of Red Cross and Red Crescent (IFRC) societies in Sierra Leone is dispatching its largest ever fleet of 130 vehicles to combat the Ebola virus. The majority of vehicles (98) will allow the nationwide deployment of 49 Red Cross safe and dignified burial (SDB) teams to transport volunteers in one vehicle and potentially infectious bodies in another in order to conduct safe burials. In addition, 15 vehicles will help transport social mobilization volunteers in their outreach work to both urban



and remote rural communities to continue their awareness raising efforts. Eight vehicles will help transport health care personnel to and from the Ebola treatment centre in Kenema. The remaining vehicles are to be used in operational support to allow the monitoring and evaluation of the Ebola programme.

Funding

	GUINEA	LIBERIA	SIERRA LEONE	NIGERIA	SENEGAL	AFRICA coordination and preparedness	Total
	(MDRGN007)	(MDRLR001)	(MDRSL005)	(MDRNG017)	(MDRSN010)	(MDR60002)	
TOTAL AMOUNT SOUGHT:	28,509,039	8,387,155	40,396,719	1,619,444	1,380,962	2,893,667	83,186,986
TOTAL RECEIVED TO DATE:	8,351,486	10,711,191	31,886,410	631,255	167,823	2,680,349	54,428,514
APPEAL COVERAGE TO DATE:	29%	100%	79%	39%	12%	93%	65%

Multilateral donors to IFRC Ebola appeals

American Red Cross
 Australian Government
 Bill and Melinda Gates Foundation
 British Red Cross (including from British Government and Children's Investment Fund Foundation)
 China Red Cross Hong Kong branch
 Danish Red Cross
 Danish Red Cross (from Danish Government)
 European Commission - DG ECHO
 Finnish Red Cross
 French Red Cross (including form Total)
 Icelandic Red Cross
 Japanese Government
 Japanese Red Cross Society
 Luxembourg (private donors)
 Norwegian Red Cross
 Qatar Red Crescent Society
 Red Crescent Society of Islamic Republic of Iran
 Red Cross of Monaco
 Sime Darby Berhad
 Swedish Red Cross
 Switzerland (private donors)
 Swiss Red Cross (including from Swiss government)
 Taiwan Red Cross Organisation
 The Canadian Red Cross Society (from Canadian Government)
 The Netherlands Red Cross (from Netherlands Government)
 The Republic of Korea National Red Cross
 Tullow Guinea Limited
 UNICEF
 United States Government - USAID

Contact information

For further information please contact:

- **IFRC Africa Zone:** Alasan Senghore, Zone Director, Nairobi; phone +254 (0) 20 2835000; Email: alasan.senghore@ifrc.org
- **IFRC Africa Zone:** Sune Bulow, Disaster Management Delegate for Africa; Nairobi; phone: +254 (0)731 990038; email: Sune.bulow@ifrc.org
- **IFRC Guinea:** Birte Hald, Head of Emergency Operations; phone: +41 797 084 588; Email: birte.hald@ifrc.org
- **IFRC Guinea:** Aliou Boly, Ebola Operations Manager, Conakry; Phone: +224 621880995; Email: aliou.boly@ifrc.org
- **IFRC Sierra Leone:** Stephen McAndrew, Ebola Operations Manager; Free town; Email: stephen.mcandrew@ifrc.org
- **IFRC Nigeria:** Samuel Matoka, Ebola Operation Manager; Lagos; Phone: +234 817 3333 212; Email: Samuel.matoka@ifrc.org
- **IFRC Senegal:** Aissa Fall, Regional Health Manager, Dakar; Email: Aissa.Fall@ifrc.org
- **IFRC Liberia:** Peter Schleicher, Ebola Operation Manager, Monrovia, Phone: +231 770403374; Email: peter.schleicher@ifrc.org
- **IFRC Geneva:** Cristina Estrada, Senior Officer Operations Quality Assurance; phone: +41.22.730.4260; email: cristina.estrada@ifrc.org
- **IFRC Zone Logistics Unit (ZLU):** Rishi Ramrakha, Head of zone logistics unit; Tel: +254 733 888 022/ Fax +254 20 271 2777; email: rishi.ramrakha@ifrc.org

For Resource Mobilization and Pledges:

- **IFRC Africa Zone:** Martine Zoethoutmaar, Resource Mobilization Coordinator; phone: +251 930034013; email: martine.zoethoutmaar@ifrc.org . Please send all pledges for funding to zonerm.africa@ifrc.org

For Performance and Accountability (planning, monitoring, evaluation and reporting):

- **IFRC Africa Zone:** Robert Ondrusek, PMER Coordinator; Nairobi; phone: +254 731 067277; email: robert.ondrusek@ifrc.org

How we work

All IFRC assistance seeks to adhere to the Code of Conduct for the International Red Cross and Red Crescent Movement and Non-Governmental Organizations (NGOs) in Disaster Relief and the Humanitarian Charter and Minimum Standards in Disaster Response (Sphere) in delivering assistance to the most vulnerable.

The IFRC's vision is to inspire, encourage, facilitate and promote at all times all forms of humanitarian activities by National Societies, with a view to preventing and alleviating human suffering, and thereby contributing to the maintenance and promotion of human dignity and peace in the world.

www.ifrc.org
Saving lives, changing minds.



The IFRC's work is guided by Strategy 2020 which puts forward three strategic aims:

1. Save lives, protect livelihoods, and strengthen recovery from disaster and crises.
2. Enable healthy and safe living.
3. Promote social inclusion and a culture of non-violence and peace.

Disaster Response Financial Report

MDRSL005 - Sierra Leone - EVD Preparedness

Timeframe: 06 Apr 14 to 15 Jun 15

Appeal Launch Date: 26 Jun 14

Interim Report

Selected Parameters

Reporting Timeframe	2014/4-2014/10	Programme	MDRSL005
Budget Timeframe	2014/4-2015/6	Budget	Approved
Split by funding source	Y	Project	*
Subsector:	*		

All figures are in Swiss Francs (CHF)

I. Funding

	Raise humanitarian standards	Grow RC/RC services for vulnerable people	Strengthen RC/RC contribution to development	Heighten influence and support for RC/RC work	Joint working and accountability	TOTAL	Deferred Income
A. Budget		40,396,719				40,396,719	
B. Opening Balance							
Income							
Cash contributions							
American Red Cross		497,548				497,548	
British Red Cross		452,700				452,700	
British Red Cross (from British Government*)		7,263,245				7,263,245	
European Commission - DG ECHO		500,100				500,100	
Finnish Red Cross		1,446				1,446	
French Red Cross (from Total*)		201,009				201,009	
Icelandic Red Cross		14,754				14,754	
Japanese Government		68,052				68,052	940,817
Japanese Red Cross Society		87,854				87,854	
Norwegian Red Cross		42,728				42,728	
Red Crescent Society of Islamic Republic of Iran		10,000				10,000	
Red Cross of Monaco		18,097				18,097	
Spanish Red Cross		263				263	
Swedish Red Cross		130,823				130,823	
Swiss Red Cross		300,000				300,000	
The Canadian Red Cross Society		4,127				4,127	
The Canadian Red Cross Society (from Canadian Government*)		45,958				45,958	
The Netherlands Red Cross (from Netherlands Government*)		845,355				845,355	
The Netherlands Red Cross (from Netherlands Red Cross Silent Emergency Fund*)		51,875				51,875	
United States Government - USAID		141,521				141,521	3,175,040
C1. Cash contributions		10,677,457				10,677,457	4,115,857
Inkind Goods & Transport							
Finnish Red Cross		37,380				37,380	
Spanish Red Cross		14,040				14,040	
C2. Inkind Goods & Transport		51,420				51,420	
Other Income							
DREF Allocations		1,000,000				1,000,000	
C4. Other Income		1,000,000				1,000,000	
C. Total Income = SUM(C1..C4)		11,728,877				11,728,877	4,115,857
D. Total Funding = B + C		11,728,877				11,728,877	4,115,857

* Funding source data based on information provided by the donor

II. Movement of Funds

	Raise humanitarian standards	Grow RC/RC services for vulnerable people	Strengthen RC/RC contribution to development	Heighten influence and support for RC/RC work	Joint working and accountability	TOTAL	Deferred Income
B. Opening Balance							
C. Income		11,728,877				11,728,877	4,115,857
E. Expenditure		-3,795,103				-3,795,103	
F. Closing Balance = (B + C + E)		7,933,774				7,933,774	4,115,857

Disaster Response Financial Report

MDRSL005 - Sierra Leone - EVD Preparedness

Timeframe: 06 Apr 14 to 15 Jun 15

Appeal Launch Date: 26 Jun 14

Interim Report

Selected Parameters

Reporting Timeframe	2014/4-2014/10	Programme	MDRSL005
Budget Timeframe	2014/4-2015/6	Budget	Approved
Split by funding source	Y	Project	*
Subsector:	*		

All figures are in Swiss Francs (CHF)

III. Expenditure

Account Groups	Budget	Expenditure					TOTAL	Variance
		Raise humanitarian standards	Grow RC/RC services for vulnerable people	Strengthen RC/RC contribution to development	Heighten influence and support for RC/RC work	Joint working and accountability		
	A					B	A - B	
BUDGET (C)			40,396,719			40,396,719		
Relief items, Construction, Supplies								
Shelter - Relief	324,819		26,546			26,546	298,273	
Shelter - Transitional			41,730			41,730	-41,730	
Construction Materials			16,050			16,050	-16,050	
Clothing & Textiles	95,550		56,292			56,292	39,258	
Food	530,712		1,289			1,289	529,423	
Water, Sanitation & Hygiene	904,117		91,488			91,488	812,629	
Medical & First Aid	7,815,893		574,428			574,428	7,241,465	
Teaching Materials	7,917		20,764			20,764	-12,847	
Utensils & Tools	457,054		1,964			1,964	455,090	
Other Supplies & Services	212,720		6,842			6,842	205,878	
ERU	400,000						400,000	
Total Relief items, Construction, Sup	10,748,782		837,393			837,393	9,911,389	
Land, vehicles & equipment								
Vehicles	457,140		60,177			60,177	396,963	
Computers & Telecom	339,191		70,453			70,453	268,738	
Office & Household Equipment	102,997		28,069			28,069	74,928	
Total Land, vehicles & equipment	899,328		158,699			158,699	740,629	
Logistics, Transport & Storage								
Storage	859,620		61,799			61,799	797,821	
Distribution & Monitoring	1,576,122		250,473			250,473	1,325,649	
Transport & Vehicles Costs	4,375,309		251,214			251,214	4,124,095	
Logistics Services			69,998			69,998	-69,998	
Total Logistics, Transport & Storage	6,811,051		633,485			633,485	6,177,566	
Personnel								
International Staff	7,370,482		382,195			382,195	6,988,287	
National Staff	76,500		26,759			26,759	49,741	
National Society Staff	3,950,826		191,137			191,137	3,759,689	
Volunteers	2,567,968		91,149			91,149	2,476,819	
Total Personnel	13,965,776		691,240			691,240	13,274,536	
Consultants & Professional Fees								
Consultants	358,977		24,950			24,950	334,027	
Professional Fees	12,000		42,623			42,623	-30,623	
Total Consultants & Professional Fees	370,977		67,573			67,573	303,404	
Workshops & Training								
Workshops & Training	1,355,218		95,292			95,292	1,259,926	
Total Workshops & Training	1,355,218		95,292			95,292	1,259,926	
General Expenditure								
Travel	578,252		105,024			105,024	473,228	
Information & Public Relations	860,389		50,542			50,542	809,847	
Office Costs	1,697,194		50,831			50,831	1,646,363	
Communications	553,753		76,861			76,861	476,892	
Financial Charges	90,000		38,831			38,831	51,169	
Other General Expenses	472		12,109			12,109	-11,637	
Shared Office and Services Costs			11,044			11,044	-11,044	
Total General Expenditure	3,780,060		345,242			345,242	3,434,818	
Operational Provisions								

Disaster Response Financial Report

MDRSL005 - Sierra Leone - EVD Preparedness

Timeframe: 06 Apr 14 to 15 Jun 15

Appeal Launch Date: 26 Jun 14

Interim Report

Selected Parameters

Reporting Timeframe	2014/4-2014/10	Programme	MDRSL005
Budget Timeframe	2014/4-2015/6	Budget	Approved
Split by funding source	Y	Project	*
Subsector:	*		

All figures are in Swiss Francs (CHF)

III. Expenditure

Account Groups	Budget	Expenditure					TOTAL	Variance
		Raise humanitarian standards	Grow RC/RC services for vulnerable people	Strengthen RC/RC contribution to development	Heighten influence and support for RC/RC work	Joint working and accountability		
	A					B	A - B	
BUDGET (C)			40,396,719			40,396,719		
Operational Provisions			718,012			718,012	-718,012	
Total Operational Provisions			718,012			718,012	-718,012	
Indirect Costs								
Programme & Services Support Recov	2,465,527		228,917			228,917	2,236,610	
Total Indirect Costs	2,465,527		228,917			228,917	2,236,610	
Pledge Specific Costs								
Pledge Earmarking Fee			18,036			18,036	-18,036	
Pledge Reporting Fees			1,215			1,215	-1,215	
Total Pledge Specific Costs			19,251			19,251	-19,251	
TOTAL EXPENDITURE (D)	40,396,719		3,795,103			3,795,103	36,601,616	
VARIANCE (C - D)			36,601,616			36,601,616		

Disaster Response Financial Report

MDRSL005 - Sierra Leone - EVD Preparedness

Timeframe: 06 Apr 14 to 15 Jun 15

Appeal Launch Date: 26 Jun 14

Interim Report

Selected Parameters

Reporting Timeframe	2014/4-2014/10	Programme	MDRSL005
Budget Timeframe	2014/4-2015/6	Budget	Approved
Split by funding source	Y	Project	*
Subsector:	*		

All figures are in Swiss Francs (CHF)

IV. Breakdown by subsector

Business Line / Sub-sector	Budget	Opening Balance	Income	Funding	Expenditure	Closing Balance	Deferred Income
BL2 - Grow RC/RC services for vulnerable people							
Disaster response	40,396,719		11,728,877	11,728,877	3,795,103	7,933,774	4,115,857
Subtotal BL2	40,396,719		11,728,877	11,728,877	3,795,103	7,933,774	4,115,857
GRAND TOTAL	40,396,719		11,728,877	11,728,877	3,795,103	7,933,774	4,115,857

Disaster Response Financial Report**MDRLR001 - Liberia - EVD Outbreak**

Timeframe: 09 Apr 14 to 30 Jun 15

Appeal Launch Date: 29 Apr 14

Interim Report**Selected Parameters**

Reporting Timeframe	2014/4-2014/10	Programme	MDRLR001
Budget Timeframe	2014/4-2015/6	Budget	Approved
Split by funding source	Y	Project	*
Subsector:	*		

All figures are in Swiss Francs (CHF)

I. Funding

	Raise humanitarian standards	Grow RC/RC services for vulnerable people	Strengthen RC/RC contribution to development	Heighten influence and support for RC/RC work	Joint working and accountability	TOTAL	Deferred Income
A. Budget		8,387,155				8,387,155	
B. Opening Balance							
Income							
Cash contributions							
American Red Cross		451,884				451,884	
Australian Red Cross		84,009				84,009	
British Red Cross		16,700				16,700	
British Red Cross (from British Government*)		298,311				298,311	
China Red Cross, Hong Kong branch		23,395				23,395	
European Commission - DG ECHO		581,636				581,636	
Finnish Red Cross		52,699				52,699	
Finnish Red Cross (from Finnish Government*)		289,452				289,452	
French Red Cross (from Total*)		201,009				201,009	
Japanese Government		435,296				435,296	692,802
Japanese Red Cross Society		87,817				87,817	
Norwegian Red Cross		53,474				53,474	
Red Cross of Monaco		12,142				12,142	
Sime Darby Berhad		145,730				145,730	
Swedish Red Cross		96,990				96,990	
Swiss Red Cross (from Swiss Government*)		1,000,000				1,000,000	
The Canadian Red Cross Society (from Canadian Government*)		58,279				58,279	
The Netherlands Red Cross (from Netherlands Government*)		723,726				723,726	
United States Government - USAID		213,670				213,670	733,919
C1. Cash contributions		4,826,217				4,826,217	1,426,720
Inkind Personnel							
British Red Cross		16,916				16,916	
Danish Red Cross		50,256				50,256	
Finnish Red Cross		26,700				26,700	
C3. Inkind Personnel		93,872				93,872	
Other Income							
Fundraising Fees		-3,664				-3,664	
C4. Other Income		-3,664				-3,664	
C. Total Income = SUM(C1..C4)		4,916,426				4,916,426	1,426,720
D. Total Funding = B + C		4,916,426				4,916,426	1,426,720

* Funding source data based on information provided by the donor

II. Movement of Funds

	Raise humanitarian standards	Grow RC/RC services for vulnerable people	Strengthen RC/RC contribution to development	Heighten influence and support for RC/RC work	Joint working and accountability	TOTAL	Deferred Income
B. Opening Balance							
C. Income		4,916,426				4,916,426	1,426,720
E. Expenditure		-1,978,783				-1,978,783	
F. Closing Balance = (B + C + E)		2,937,644				2,937,644	1,426,720

Disaster Response Financial Report

MDRLR001 - Liberia - EVD Outbreak

Timeframe: 09 Apr 14 to 30 Jun 15

Appeal Launch Date: 29 Apr 14

Interim Report

Selected Parameters

Reporting Timeframe	2014/4-2014/10	Programme	MDRLR001
Budget Timeframe	2014/4-2015/6	Budget	Approved
Split by funding source	Y	Project	*
Subsector:	*		

All figures are in Swiss Francs (CHF)

III. Expenditure

Account Groups	Budget	Expenditure					TOTAL	Variance
		Raise humanitarian standards	Grow RC/RC services for vulnerable people	Strengthen RC/RC contribution to development	Heighten influence and support for RC/RC work	Joint working and accountability		
	A					B	A - B	
BUDGET (C)			8,387,155			8,387,155		
Relief items, Construction, Supplies								
Clothing & Textiles	2,960		1,450			1,450	1,510	
Food			904			904	-904	
Water, Sanitation & Hygiene	43,900		37,577			37,577	6,323	
Medical & First Aid	657,000		54,708			54,708	602,292	
Teaching Materials	28,800		15,234			15,234	13,566	
Utensils & Tools	7,250						7,250	
Other Supplies & Services	275,000		1,314			1,314	273,686	
Total Relief items, Construction, Sup	1,014,910		111,186			111,186	903,724	
Land, vehicles & equipment								
Vehicles	340,500		201,153			201,153	139,347	
Computers & Telecom	96,500		38,065			38,065	58,435	
Office & Household Equipment	12,000		10,466			10,466	1,534	
Total Land, vehicles & equipment	449,000		249,684			249,684	199,316	
Logistics, Transport & Storage								
Storage	50,000		802			802	49,198	
Distribution & Monitoring	30,000		32,602			32,602	-2,602	
Transport & Vehicles Costs	1,206,900		205,120			205,120	1,001,780	
Logistics Services			17,369			17,369	-17,369	
Total Logistics, Transport & Storage	1,286,900		255,893			255,893	1,031,007	
Personnel								
International Staff	1,332,000		228,502			228,502	1,103,498	
National Society Staff	1,062,053		145,263			145,263	916,790	
Volunteers	2,238,640		339,998			339,998	1,898,642	
Other Staff Benefits			14,327			14,327	-14,327	
Total Personnel	4,632,693		728,091			728,091	3,904,602	
Consultants & Professional Fees								
Consultants	78,000		19,044			19,044	58,956	
Professional Fees			42,618			42,618	-42,618	
Total Consultants & Professional Fees	78,000		61,662			61,662	16,338	
Workshops & Training								
Workshops & Training	83,300		21,878			21,878	61,422	
Total Workshops & Training	83,300		21,878			21,878	61,422	
General Expenditure								
Travel	45,000		48,021			48,021	-3,021	
Information & Public Relations	74,000		14,677			14,677	59,323	
Office Costs	74,500		82,024			82,024	-7,524	
Communications	95,985		24,641			24,641	71,344	
Financial Charges	7,000		60,675			60,675	-53,675	
Other General Expenses	33,975		368			368	33,607	
Shared Office and Services Costs			138			138	-138	
Total General Expenditure	330,460		230,544			230,544	99,916	
Operational Provisions								
Operational Provisions			193,397			193,397	-193,397	
Total Operational Provisions			193,397			193,397	-193,397	
Indirect Costs								
Programme & Services Support Recover	511,892		114,300			114,300	397,592	

Disaster Response Financial Report

MDRLR001 - Liberia - EVD Outbreak

Timeframe: 09 Apr 14 to 30 Jun 15

Appeal Launch Date: 29 Apr 14

Interim Report

Selected Parameters

Reporting Timeframe	2014/4-2014/10	Programme	MDRLR001
Budget Timeframe	2014/4-2015/6	Budget	Approved
Split by funding source	Y	Project	*
Subsector:	*		

All figures are in Swiss Francs (CHF)

III. Expenditure

Account Groups	Budget	Expenditure					TOTAL	Variance
		Raise humanitarian standards	Grow RC/RC services for vulnerable people	Strengthen RC/RC contribution to development	Heighten influence and support for RC/RC work	Joint working and accountability		
	A					B	A - B	
BUDGET (C)			8,387,155			8,387,155		
Total Indirect Costs	511,892		114,300			114,300	397,592	
Pledge Specific Costs								
Pledge Earmarking Fee			9,083			9,083	-9,083	
Pledge Reporting Fees			3,063			3,063	-3,063	
Total Pledge Specific Costs			12,146			12,146	-12,146	
TOTAL EXPENDITURE (D)	8,387,155		1,978,783			1,978,783	6,408,373	
VARIANCE (C - D)			6,408,373			6,408,373		

Disaster Response Financial Report

MDRLR001 - Liberia - EVD Outbreak

Timeframe: 09 Apr 14 to 30 Jun 15

Appeal Launch Date: 29 Apr 14

Interim Report

Selected Parameters

Reporting Timeframe	2014/4-2014/10	Programme	MDRLR001
Budget Timeframe	2014/4-2015/6	Budget	Approved
Split by funding source	Y	Project	*
Subsector:	*		

All figures are in Swiss Francs (CHF)

IV. Breakdown by subsector

Business Line / Sub-sector	Budget	Opening Balance	Income	Funding	Expenditure	Closing Balance	Deferred Income
BL2 - Grow RC/RC services for vulnerable people							
Disaster response	8,387,155		4,916,426	4,916,426	1,978,783	2,937,644	1,426,720
Subtotal BL2	8,387,155		4,916,426	4,916,426	1,978,783	2,937,644	1,426,720
GRAND TOTAL	8,387,155		4,916,426	4,916,426	1,978,783	2,937,644	1,426,720

Disaster Response Financial Report

MDRGN007 - Guinea - Ebola Virus Disease Outbreak

Timeframe: 26 Mar 14 to 30 Jun 15

Appeal Launch Date: 04 Apr 14

Interim Report

Selected Parameters

Reporting Timeframe	2014/3-2014/10	Programme	MDRGN007
Budget Timeframe	2014/3-2015/6	Budget	Approved
Split by funding source	Y	Project	*
Subsector:	*		

All figures are in Swiss Francs (CHF)

I. Funding

	Raise humanitarian standards	Grow RC/RC services for vulnerable people	Strengthen RC/RC contribution to development	Heighten influence and support for RC/RC work	Joint working and accountability	TOTAL	Deferred Income
A. Budget		8,752,366				8,752,366	
B. Opening Balance							
Income							
Cash contributions							
<i>American Red Cross</i>		1,400,883				1,400,883	
<i>British Red Cross</i>		23,781				23,781	
<i>Danish Red Cross (from Danish Government*)</i>		77,557				77,557	
<i>European Commission - DG ECHO</i>		608,683				608,683	
<i>Finnish Red Cross</i>		73,261				73,261	
<i>French Red Cross</i>		14,835				14,835	
<i>Japanese Red Cross Society</i>		87,934				87,934	
<i>Red Crescent Society of Islamic Republic of Iran</i>		25,000				25,000	
<i>Red Cross of Monaco</i>		18,213				18,213	
<i>Swedish Red Cross</i>		141,310				141,310	
<i>Taiwan Red Cross Organisation</i>		26,415				26,415	
<i>The Canadian Red Cross Society (from Canadian Government*)</i>		95,075				95,075	
<i>The Netherlands Red Cross (from Netherlands Government*)</i>		723,726				723,726	
<i>The Netherlands Red Cross (from Netherlands Red Cross Silent Emergency Fund*)</i>		48,840				48,840	
<i>The Republic of Korea National Red Cross</i>		30,000				30,000	
<i>Tullow Guinea Limited</i>		181,376				181,376	
C1. Cash contributions		3,576,890				3,576,890	
Inkind Personnel							
<i>French Red Cross</i>		38,863				38,863	
<i>The Canadian Red Cross Society</i>		40,452				40,452	
C3. Inkind Personnel		79,315				79,315	
Other Income							
<i>Fundraising Fees</i>		-9,069				-9,069	
C4. Other Income		-9,069				-9,069	
C. Total Income = SUM(C1..C4)		3,647,136				3,647,136	2,079,689
D. Total Funding = B + C		3,647,136				3,647,136	2,079,689

* Funding source data based on information provided by the donor

II. Movement of Funds

	Raise humanitarian standards	Grow RC/RC services for vulnerable people	Strengthen RC/RC contribution to development	Heighten influence and support for RC/RC work	Joint working and accountability	TOTAL	Deferred Income
B. Opening Balance							
C. Income		3,647,136				3,647,136	2,079,689
E. Expenditure		-1,775,898				-1,775,898	
F. Closing Balance = (B + C + E)		1,871,238				1,871,238	2,079,689

Disaster Response Financial Report

MDRGN007 - Guinea - Ebola Virus Disease Outbreak

Timeframe: 26 Mar 14 to 30 Jun 15

Appeal Launch Date: 04 Apr 14

Interim Report

Selected Parameters

Reporting Timeframe	2014/3-2014/10	Programme	MDRGN007
Budget Timeframe	2014/3-2015/6	Budget	Approved
Split by funding source	Y	Project	*
Subsector:	*		

All figures are in Swiss Francs (CHF)

III. Expenditure

Account Groups	Budget	Expenditure					TOTAL	Variance
		Raise humanitarian standards	Grow RC/RC services for vulnerable people	Strengthen RC/RC contribution to development	Heighten influence and support for RC/RC work	Joint working and accountability		
	A					B	A - B	
BUDGET (C)			8,752,366			8,752,366		
Relief items, Construction, Supplies								
Clothing & Textiles			220			220	-220	
Water, Sanitation & Hygiene	137,280		12,878			12,878	124,402	
Medical & First Aid	866,680		93,101			93,101	773,579	
Teaching Materials	364,980		22			22	364,958	
Utensils & Tools	159,000		8			8	158,992	
Other Supplies & Services			808			808	-808	
Cash Disbursement	260,000		9,616			9,616	250,384	
Total Relief items, Construction, Sup	1,787,940		116,652			116,652	1,671,288	
Land, vehicles & equipment								
Vehicles	328,000		46,842			46,842	281,158	
Computers & Telecom	137,000		9,605			9,605	127,395	
Office & Household Equipment	71,133						71,133	
Total Land, vehicles & equipment	536,133		56,447			56,447	479,687	
Logistics, Transport & Storage								
Storage			3,132			3,132	-3,132	
Distribution & Monitoring	61,000		54,867			54,867	6,133	
Transport & Vehicles Costs	1,095,010		151,922			151,922	943,089	
Logistics Services			15,218			15,218	-15,218	
Total Logistics, Transport & Storage	1,156,010		225,138			225,138	930,872	
Personnel								
International Staff	1,295,500		373,060			373,060	922,440	
National Staff	46,763		19,313			19,313	27,451	
National Society Staff	316,153		25,951			25,951	290,202	
Volunteers	1,881,836		310,384			310,384	1,571,452	
Total Personnel	3,540,253		728,708			728,708	2,811,545	
Consultants & Professional Fees								
Consultants	79,000		26,213			26,213	52,787	
Professional Fees			40,000			40,000	-40,000	
Total Consultants & Professional Fees	79,000		66,213			66,213	12,787	
Workshops & Training								
Workshops & Training	366,000		56,110			56,110	309,890	
Total Workshops & Training	366,000		56,110			56,110	309,890	
General Expenditure								
Travel	50,000		96,452			96,452	-46,452	
Information & Public Relations	512,296		17,148			17,148	495,148	
Office Costs	84,000		31,737			31,737	52,263	
Communications	57,000		29,142			29,142	27,858	
Financial Charges	30,000		-16,392			-16,392	46,392	
Other General Expenses	19,552		979			979	18,573	
Shared Office and Services Costs			957			957	-957	
Total General Expenditure	752,848		160,024			160,024	592,824	
Operational Provisions								
Operational Provisions			251,013			251,013	-251,013	
Total Operational Provisions			251,013			251,013	-251,013	
Indirect Costs								
Programme & Services Support Recover	534,182		102,779			102,779	431,403	

Disaster Response Financial Report**MDRGN007 - Guinea - Ebola Virus Disease Outbreak**

Timeframe: 26 Mar 14 to 30 Jun 15

Appeal Launch Date: 04 Apr 14

Interim Report

Selected Parameters

Reporting Timeframe	2014/3-2014/10	Programme	MDRGN007
Budget Timeframe	2014/3-2015/6	Budget	Approved
Split by funding source	Y	Project	*
Subsector:	*		

All figures are in Swiss Francs (CHF)

III. Expenditure

Account Groups	Budget	Expenditure					TOTAL	Variance
		Raise humanitarian standards	Grow RC/RC services for vulnerable people	Strengthen RC/RC contribution to development	Heighten influence and support for RC/RC work	Joint working and accountability		
	A					B	A - B	
BUDGET (C)			8,752,366			8,752,366		
Total Indirect Costs	534,182		102,779			102,779	431,403	
Pledge Specific Costs								
Pledge Earmarking Fee			9,538			9,538	-9,538	
Pledge Reporting Fees			3,277			3,277	-3,277	
Total Pledge Specific Costs			12,815			12,815	-12,815	
TOTAL EXPENDITURE (D)	8,752,366		1,775,898			1,775,898	6,976,468	
VARIANCE (C - D)			6,976,468			6,976,468		

Disaster Response Financial Report**MDRGN007 - Guinea - Ebola Virus Disease Outbreak**

Timeframe: 26 Mar 14 to 30 Jun 15

Appeal Launch Date: 04 Apr 14

Interim Report

Selected Parameters

Reporting Timeframe	2014/3-2014/10	Programme	MDRGN007
Budget Timeframe	2014/3-2015/6	Budget	Approved
Split by funding source	Y	Project	*
Subsector:	*		

All figures are in Swiss Francs (CHF)

IV. Breakdown by subsector

Business Line / Sub-sector	Budget	Opening Balance	Income	Funding	Expenditure	Closing Balance	Deferred Income
BL2 - Grow RC/RC services for vulnerable people							
Disaster response	8,752,366		3,647,136	3,647,136	1,775,898	1,871,238	2,079,689
Subtotal BL2	8,752,366		3,647,136	3,647,136	1,775,898	1,871,238	2,079,689
GRAND TOTAL	8,752,366		3,647,136	3,647,136	1,775,898	1,871,238	2,079,689

Disaster Response Financial Report

MDRNG017 - Nigeria - Ebola Virus Disease

Timeframe: 08 Aug 14 to 31 May 15

Appeal Launch Date: 12 Aug 14

Interim Report

Selected Parameters

Reporting Timeframe	2014/8-2014/10	Programme	MDRNG017
Budget Timeframe	2014/8-2015/5	Budget	Approved
Split by funding source	Y	Project	*
Subsector:	*		

All figures are in Swiss Francs (CHF)

I. Funding

	Raise humanitarian standards	Grow RC/RC services for vulnerable people	Strengthen RC/RC contribution to development	Heighten influence and support for RC/RC work	Joint working and accountability	TOTAL	Deferred Income
A. Budget		1,619,444				1,619,444	
B. Opening Balance							
Income							
Cash contributions							
<i>European Commission - DG ECHO</i>		120,605				120,605	
<i>Japanese Red Cross Society</i>		53,400				53,400	
<i>Red Cross of Monaco</i>		18,096				18,096	
<i>Shell</i>		61,599				61,599	
<i>The Canadian Red Cross Society (from Canadian Government*)</i>		58,969				58,969	
<i>The Netherlands Red Cross (from Netherlands Government*)</i>		241,651				241,651	
<i>The Republic of Korea National Red Cross</i>		30,000				30,000	
C1. Cash contributions		584,320				584,320	
Other Income							
<i>Fundraising Fees</i>		-3,080				-3,080	
C4. Other Income		-3,080				-3,080	
C. Total Income = SUM(C1..C4)		581,240				581,240	50,441
D. Total Funding = B + C		581,240				581,240	50,441

* Funding source data based on information provided by the donor

II. Movement of Funds

	Raise humanitarian standards	Grow RC/RC services for vulnerable people	Strengthen RC/RC contribution to development	Heighten influence and support for RC/RC work	Joint working and accountability	TOTAL	Deferred Income
B. Opening Balance							
C. Income		581,240				581,240	50,441
E. Expenditure		-399,774				-399,774	
F. Closing Balance = (B + C + E)		181,467				181,467	50,441

Disaster Response Financial Report

MDRNG017 - Nigeria - Ebola Virus Disease

Timeframe: 08 Aug 14 to 31 May 15

Appeal Launch Date: 12 Aug 14

Interim Report

Selected Parameters

Reporting Timeframe	2014/8-2014/10	Programme	MDRNG017
Budget Timeframe	2014/8-2015/5	Budget	Approved
Split by funding source	Y	Project	*
Subsector:	*		

All figures are in Swiss Francs (CHF)

III. Expenditure

Account Groups	Budget	Expenditure					TOTAL	Variance
		Raise humanitarian standards	Grow RC/RC services for vulnerable people	Strengthen RC/RC contribution to development	Heighten influence and support for RC/RC work	Joint working and accountability		
	A					B	A - B	
BUDGET (C)			1,619,444			1,619,444		
Relief items, Construction, Supplies								
Medical & First Aid	30,600		14,883			14,883	15,718	
Total Relief items, Construction, Sup	30,600		14,883			14,883	15,718	
Logistics, Transport & Storage								
Storage	1,000						1,000	
Distribution & Monitoring			3,890			3,890	-3,890	
Transport & Vehicles Costs	15,400		5,695			5,695	9,705	
Logistics Services	68,000		3,000			3,000	65,000	
Total Logistics, Transport & Storage	84,400		12,585			12,585	71,815	
Personnel								
International Staff	228,000		34,151			34,151	193,849	
National Staff			1,475			1,475	-1,475	
National Society Staff	18,455		35,170			35,170	-16,715	
Volunteers	812,850		71,755			71,755	741,095	
Total Personnel	1,059,305		142,551			142,551	916,754	
Workshops & Training								
Workshops & Training	173,900		90,189			90,189	83,711	
Total Workshops & Training	173,900		90,189			90,189	83,711	
General Expenditure								
Travel	32,000		12,391			12,391	19,609	
Information & Public Relations	71,600		75,869			75,869	-4,269	
Office Costs			1,521			1,521	-1,521	
Communications	19,000		167			167	18,833	
Financial Charges	9,000		-11,264			-11,264	20,264	
Other General Expenses	26,784						26,784	
Shared Office and Services Costs	14,016		2,767			2,767	11,249	
Total General Expenditure	172,400		81,450			81,450	90,950	
Operational Provisions								
Operational Provisions			33,651			33,651	-33,651	
Total Operational Provisions			33,651			33,651	-33,651	
Indirect Costs								
Programme & Services Support Recov	98,839		24,395			24,395	74,444	
Total Indirect Costs	98,839		24,395			24,395	74,444	
Pledge Specific Costs								
Pledge Reporting Fees			70			70	-70	
Total Pledge Specific Costs			70			70	-70	
TOTAL EXPENDITURE (D)	1,619,444		399,774			399,774	1,219,671	
VARIANCE (C - D)			1,219,671			1,219,671		

Disaster Response Financial Report

MDRNG017 - Nigeria - Ebola Virus Disease

Timeframe: 08 Aug 14 to 31 May 15

Appeal Launch Date: 12 Aug 14

Interim Report

Selected Parameters

Reporting Timeframe	2014/8-2014/10	Programme	MDRNG017
Budget Timeframe	2014/8-2015/5	Budget	Approved
Split by funding source	Y	Project	*
Subsector:	*		

All figures are in Swiss Francs (CHF)

IV. Breakdown by subsector

Business Line / Sub-sector	Budget	Opening Balance	Income	Funding	Expenditure	Closing Balance	Deferred Income
BL2 - Grow RC/RC services for vulnerable people							
Disaster response	1,619,444		581,240	581,240	399,774	181,467	50,441
Subtotal BL2	1,619,444		581,240	581,240	399,774	181,467	50,441
GRAND TOTAL	1,619,444		581,240	581,240	399,774	181,467	50,441

Disaster Response Financial Report

MDRSN010 - Senegal - Ebola Virus Disease

Timeframe: 08 Sep 14 to 28 Feb 15

Appeal Launch Date: 29 Sep 14

Interim Report

Selected Parameters

Reporting Timeframe	2014/9-2014/10	Programme	MDRSN010
Budget Timeframe	2014/9-2015/2	Budget	Approved
Split by funding source	Y	Project	*
Subsector:	*		

All figures are in Swiss Francs (CHF)

I. Funding

	Raise humanitarian standards	Grow RC/RC services for vulnerable people	Strengthen RC/RC contribution to development	Heighten influence and support for RC/RC work	Joint working and accountability	TOTAL	Deferred Income
A. Budget		1,380,962				1,380,962	
B. Opening Balance							
Income							
Cash contributions							
<i>The Canadian Red Cross Society (from Canadian Government*)</i>		46,250				46,250	
C1. Cash contributions		46,250				46,250	
Other Income							
<i>DREF Allocations</i>		253,515				253,515	
C4. Other Income		253,515				253,515	
C. Total Income = SUM(C1..C4)		299,765				299,765	
D. Total Funding = B + C		299,765				299,765	

* Funding source data based on information provided by the donor

II. Movement of Funds

	Raise humanitarian standards	Grow RC/RC services for vulnerable people	Strengthen RC/RC contribution to development	Heighten influence and support for RC/RC work	Joint working and accountability	TOTAL	Deferred Income
B. Opening Balance							
C. Income		299,765				299,765	
E. Expenditure		-160,942				-160,942	
F. Closing Balance = (B + C + E)		138,823				138,823	

Disaster Response Financial Report**MDRSN010 - Senegal - Ebola Virus Disease**

Timeframe: 08 Sep 14 to 28 Feb 15

Appeal Launch Date: 29 Sep 14

Interim Report**Selected Parameters**

Reporting Timeframe	2014/9-2014/10	Programme	MDRSN010
Budget Timeframe	2014/9-2015/2	Budget	Approved
Split by funding source	Y	Project	*
Subsector:	*		

All figures are in Swiss Francs (CHF)

III. Expenditure

Account Groups	Budget	Expenditure					TOTAL	Variance
		Raise humanitarian standards	Grow RC/RC services for vulnerable people	Strengthen RC/RC contribution to development	Heighten influence and support for RC/RC work	Joint working and accountability		
	A					B	A - B	
BUDGET (C)			1,380,962			1,380,962		
Relief items, Construction, Supplies								
Water, Sanitation & Hygiene	36,792						36,792	
Medical & First Aid	259,148						259,148	
Teaching Materials	7,171						7,171	
Total Relief items, Construction, Sup	303,112						303,112	
Logistics, Transport & Storage								
Transport & Vehicles Costs	53,298						53,298	
Total Logistics, Transport & Storage	53,298						53,298	
Personnel								
International Staff	128,660						128,660	
National Staff			7,226			7,226	-7,226	
National Society Staff	185,877						185,877	
Volunteers	437,768						437,768	
Total Personnel	752,305		7,226			7,226	745,080	
Workshops & Training								
Workshops & Training	27,849		1,025			1,025	26,824	
Total Workshops & Training	27,849		1,025			1,025	26,824	
General Expenditure								
Travel	30,000		2,018			2,018	27,982	
Information & Public Relations	82,660						82,660	
Communications	18,453		92			92	18,361	
Financial Charges	12,500		-108			-108	12,608	
Shared Office and Services Costs	16,500						16,500	
Total General Expenditure	160,113		2,002			2,002	158,111	
Operational Provisions								
Operational Provisions			140,866			140,866	-140,866	
Total Operational Provisions			140,866			140,866	-140,866	
Indirect Costs								
Programme & Services Support Recove	84,284		9,823			9,823	74,461	
Total Indirect Costs	84,284		9,823			9,823	74,461	
TOTAL EXPENDITURE (D)	1,380,962		160,942			160,942	1,220,020	
VARIANCE (C - D)			1,220,020			1,220,020		

Disaster Response Financial Report

MDRSN010 - Senegal - Ebola Virus Disease

Timeframe: 08 Sep 14 to 28 Feb 15

Appeal Launch Date: 29 Sep 14

Interim Report

Selected Parameters

Reporting Timeframe	2014/9-2014/10	Programme	MDRSN010
Budget Timeframe	2014/9-2015/2	Budget	Approved
Split by funding source	Y	Project	*
Subsector:	*		

All figures are in Swiss Francs (CHF)

IV. Breakdown by subsector

Business Line / Sub-sector	Budget	Opening Balance	Income	Funding	Expenditure	Closing Balance	Deferred Income
BL2 - Grow RC/RC services for vulnerable people							
Disaster response	1,380,962		299,765	299,765	160,942	138,823	
Subtotal BL2	1,380,962		299,765	299,765	160,942	138,823	
GRAND TOTAL	1,380,962		299,765	299,765	160,942	138,823	

Disaster Response Financial Report

MDR60002 - Africa - Ebola Coordination and preparedness

Timeframe: 19 Aug 14 to 31 May 15

Appeal Launch Date: 19 Aug 14

Interim Report

Selected Parameters

Reporting Timeframe	2014/8-2014/10	Programme	MDR60002
Budget Timeframe	2014/8-2015/5	Budget	Approved
Split by funding source	Y	Project	*
Subsector:	*		

All figures are in Swiss Francs (CHF)

I. Funding

	Raise humanitarian standards	Grow RC/RC services for vulnerable people	Strengthen RC/RC contribution to development	Heighten influence and support for RC/RC work	Joint working and accountability	TOTAL	Deferred Income
A. Budget		2,893,667				2,893,667	
B. Opening Balance							
Income							
Cash contributions							
<i>Australian Red Cross</i>		58,072				58,072	
<i>Danish Red Cross</i>		50,000				50,000	
<i>European Commission - DG ECHO</i>		602,869				602,869	
<i>Japanese Red Cross Society</i>		87,579				87,579	
<i>Luxembourg - Private Donors</i>		2,674				2,674	
<i>Qatar Red Crescent Society</i>		9,501				9,501	
<i>Switzerland - Private Donors</i>		140				140	
<i>The Canadian Red Cross Society</i>		84,900				84,900	
<i>The Netherlands Red Cross (from Netherlands Government*)</i>		965,448				965,448	
C1. Cash contributions		1,861,181				1,861,181	
Inkind Personnel							
<i>Finnish Red Cross</i>		3,445				3,445	
<i>Other</i>		15,723				15,723	
C3. Inkind Personnel		19,168				19,168	
C. Total Income = SUM(C1..C4)		1,880,350				1,880,350	
D. Total Funding = B + C		1,880,350				1,880,350	

* Funding source data based on information provided by the donor

II. Movement of Funds

	Raise humanitarian standards	Grow RC/RC services for vulnerable people	Strengthen RC/RC contribution to development	Heighten influence and support for RC/RC work	Joint working and accountability	TOTAL	Deferred Income
B. Opening Balance							
C. Income		1,880,350				1,880,350	
E. Expenditure		-353,693				-353,693	
F. Closing Balance = (B + C + E)		1,526,657				1,526,657	

Disaster Response Financial Report

MDR60002 - Africa - Ebola Coordination and preparedness

Timeframe: 19 Aug 14 to 31 May 15

Appeal Launch Date: 19 Aug 14

Interim Report

Selected Parameters

Reporting Timeframe	2014/8-2014/10	Programme	MDR60002
Budget Timeframe	2014/8-2015/5	Budget	Approved
Split by funding source	Y	Project	*
Subsector:	*		

All figures are in Swiss Francs (CHF)

III. Expenditure

Account Groups	Budget	Expenditure					TOTAL	Variance
		Raise humanitarian standards	Grow RC/RC services for vulnerable people	Strengthen RC/RC contribution to development	Heighten influence and support for RC/RC work	Joint working and accountability		
	A					B	A - B	
BUDGET (C)			2,893,667			2,893,667		
Relief items, Construction, Supplies								
Medical & First Aid	60,000		4,965			4,965	55,035	
Total Relief items, Construction, Sup	60,000		4,965			4,965	55,035	
Land, vehicles & equipment								
Computers & Telecom	48,000		4,823			4,823	43,177	
Office & Household Equipment	17,399						17,399	
Total Land, vehicles & equipment	65,399		4,823			4,823	60,576	
Logistics, Transport & Storage								
Distribution & Monitoring			3,177			3,177	-3,177	
Transport & Vehicles Costs	58,947		559			559	58,388	
Total Logistics, Transport & Storage	58,947		3,735			3,735	55,212	
Personnel								
International Staff	930,300		130,130			130,130	800,170	
National Staff	68,937						68,937	
National Society Staff			91			91	-91	
Total Personnel	999,237		130,221			130,221	869,016	
Consultants & Professional Fees								
Consultants	130,000						130,000	
Professional Fees	28,465						28,465	
Total Consultants & Professional Fees	158,465						158,465	
Workshops & Training								
Workshops & Training	225,000		58,350			58,350	166,650	
Total Workshops & Training	225,000		58,350			58,350	166,650	
General Expenditure								
Travel	25,000		44,711			44,711	-19,711	
Information & Public Relations	1,000,000		42,803			42,803	957,197	
Office Costs	41,265		20,282			20,282	20,983	
Communications	51,258		4,224			4,224	47,034	
Other General Expenses	2,031		50			50	1,982	
Shared Office and Services Costs	30,456		2,157			2,157	28,299	
Total General Expenditure	1,150,010		114,226			114,226	1,035,784	
Operational Provisions								
Operational Provisions			16,790			16,790	-16,790	
Total Operational Provisions			16,790			16,790	-16,790	
Indirect Costs								
Programme & Services Support Recover	176,609		20,406			20,406	156,202	
Total Indirect Costs	176,609		20,406			20,406	156,202	
Pledge Specific Costs								
Pledge Reporting Fees			175			175	-175	
Total Pledge Specific Costs			175			175	-175	
TOTAL EXPENDITURE (D)	2,893,667		353,693			353,693	2,539,974	
VARIANCE (C - D)			2,539,974			2,539,974		

Disaster Response Financial Report

MDR60002 - Africa - Ebola Coordination and preparedness

Timeframe: 19 Aug 14 to 31 May 15

Appeal Launch Date: 19 Aug 14

Interim Report

Selected Parameters

Reporting Timeframe	2014/8-2014/10	Programme	MDR60002
Budget Timeframe	2014/8-2015/5	Budget	Approved
Split by funding source	Y	Project	*
Subsector:	*		

All figures are in Swiss Francs (CHF)

IV. Breakdown by subsector

Business Line / Sub-sector	Budget	Opening Balance	Income	Funding	Expenditure	Closing Balance	Deferred Income
BL2 - Grow RC/RC services for vulnerable people							
Emergency preparedness	2,893,667		1,880,350	1,880,350	353,693	1,526,657	
Subtotal BL2	2,893,667		1,880,350	1,880,350	353,693	1,526,657	
GRAND TOTAL	2,893,667		1,880,350	1,880,350	353,693	1,526,657	

West Africa Ebola Outbreak

ETCs

19 November 2014



Ebola Treatment Centres, Isolation Wards Hospitals and Transit Centres

Functional



Pending Opening



Closed



Location and status detailed in: <http://goo.gl/pVb4GC>


Total Cases



0 100 km Data is subject to revision as more data becomes available

Total cases and deaths include "Probable/Suspected" and "Confirmed"

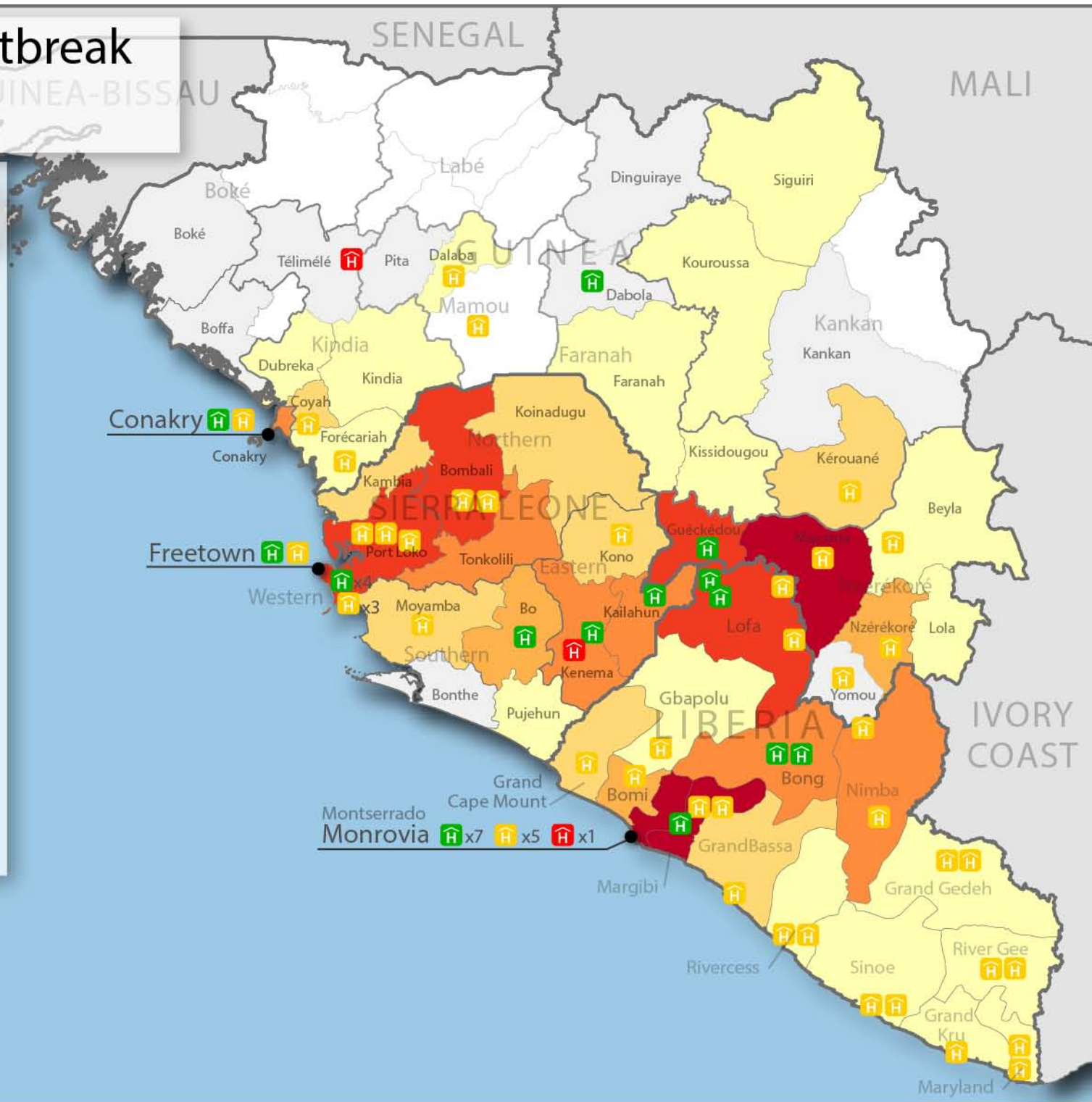
Sources: GADM, Natural Earth, STEWARD Project, WGS 1984 Projection; Guinea - Organisation mondiale de la Sante (07 Nov); Liberia - Ministry of Health and Social Welfare (08 Nov); Sierra Leone - Ministry of Health and Sanitation (06 Nov).

 International Federation of Red Cross and Red Crescent Societies

Produced by SIMS. Supported by the American Red Cross and the British Red Cross.

FOR INTERNAL OPERATIONS ONLY

Glide # EP-2014-000039-SLE



West Africa Ebola Outbreak

Sierra Leone ETCs
19 November 2014



Ebola Treatment Centres

Functional Pending Opening Closed



Total Cases



No longer active: - no cases in previous 21 days

Total cases and deaths include "Probable/Suspected" and "Confirmed"
Sources: GADM, Natural Earth, STEWARD Project, WGS 1984 Projection; Guinea - Organisation mondiale de la Sante (07 Nov); Liberia - Ministry of Health and Social Welfare (08 Nov); Sierra Leone - Ministry of Health and Sanitation (06 Nov).

Information is subject to revision as more data becomes available

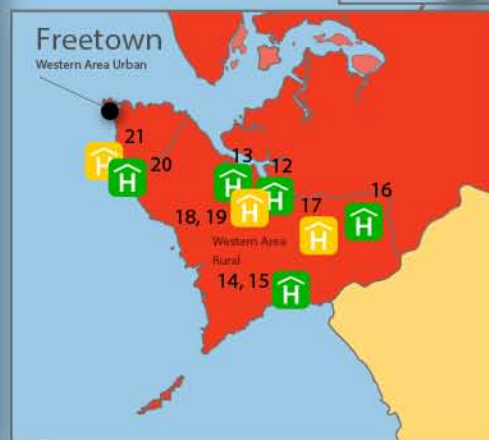
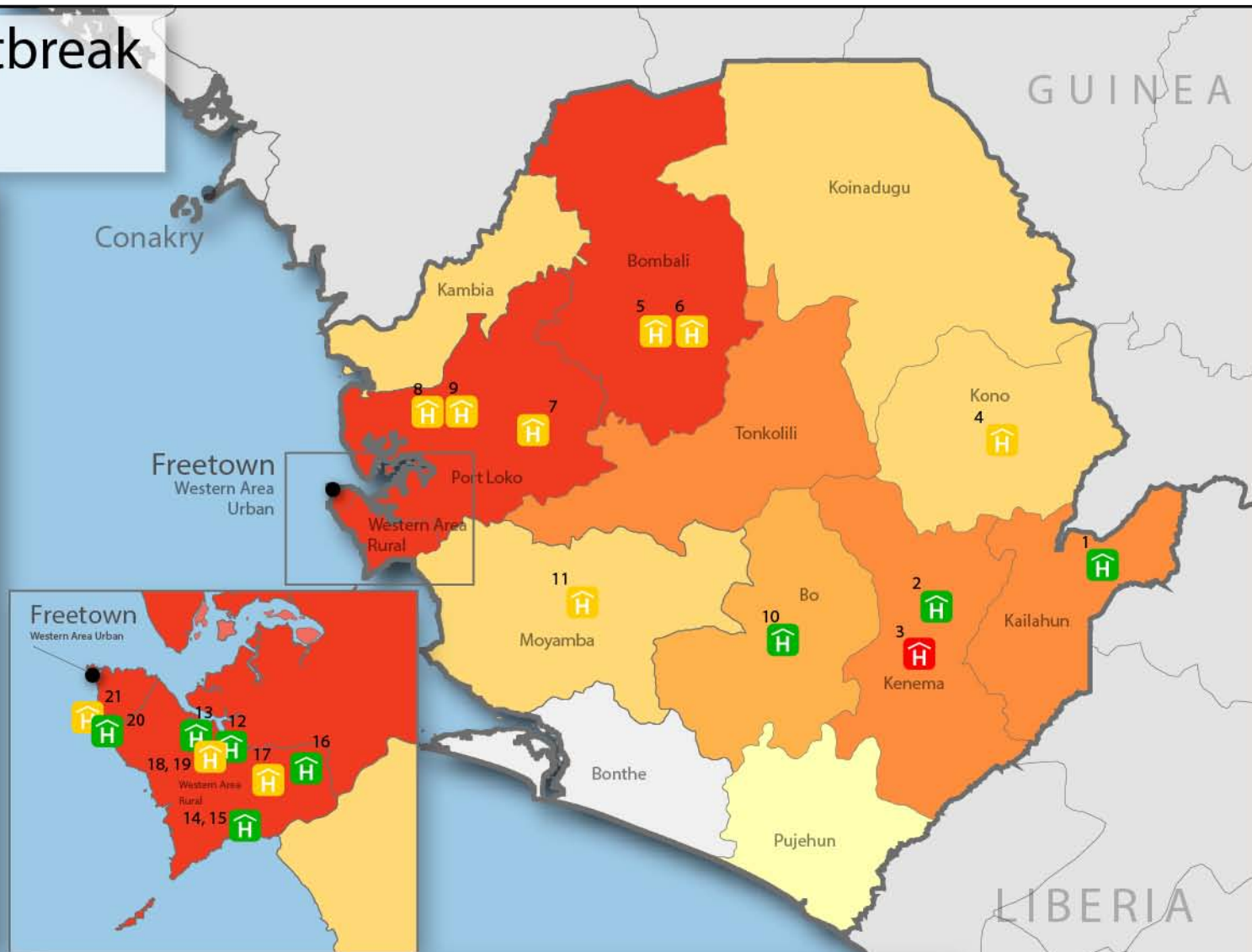


International Federation of Red Cross and Red Crescent Societies

Produced by SIMS. Supported by the American Red Cross and the British Red Cross.

FOR INTERNAL OPERATIONS ONLY

Glide # EP-2014-000039-SLE



- | | | | | |
|--|---|---|---|--|
| <p>[1] CMC Kailahun MSF
Partner: MSF
Current Capacity: 72</p> <p>[2] Rural Kenema Field Hospital IFRC
Partners: IFRC, MoH
Current capacity: 25
Planned capacity: 60</p> <p>[3] Kenema Government Hospital (KGH)
Partners: MoH, WHO
Closed. No longer accepting patients. Patients are referred to the IFRC Rural Kenema Field Hospital [2]</p> <p>[4] Koidu Town
Partners: Wellbody, Partners in Health
Planned capacity: 40
Projected opening 30 Nov</p> <p>[5] Magbenteh Hospital
Partners: MoH, Addax Bio Energy, African Union, WAHO
Current capacity: 110</p> <p>[6] Makeni ETU
Partner: IOM
Planned capacity: 100
Projected opening 08 Dec</p> <p>[7] Lunsar ETU
Partners: IMC
Planned capacity: 50; may expand to 130 beds
Construction finished 21 Oct
Projected opening date 21 Nov</p> <p>[8] Port Loko ETU
Partner: GOAL
Planned capacity: 100
Projected opening 08 Dec</p> | <p>[9] Maforiki ETU
Partners: MoH, Cuba, Plan
Current beds: 22
Full operating capacity: 40
Also known as: Red Cross Vocational Centre ETU</p> <p>[10] Bo Town SLRA
Partner: MSF
Current capacity: 50
Increase planned to 60 beds</p> <p>[11] Moyamba ETU
Partner: MDM
Planned capacity: 100
Projected opening 15 Dec</p> <p>[12] Hasting Police Training School
Partner: MoH
Current beds 108</p> | <p>[13] Sierra Leone-China Friendship Hospital (Jui Hospital)
Partner: Chinese CDC
Current capacity: 2
Planned capacity: 32</p> <p>[14] Kerry Town ETC
Partners: Save the Children, Cuba
Current beds: 100
Start at 10 beds increasing capacity over time</p> <p>[15] Kerry Town ETC
Partners: UK MoD, Save the Children
Current capacity: 12
Designated for health care workers</p> <p>[16] HIM Newton
Partner: Not yet identified
Planned beds: 120</p> | <p>Projected opening 16 Nov</p> <p>[17] AHS - Waterloo Hospital
Partners: MoH, MSF
Planned capacity: 62
Under construction</p> <p>Projected opening 16 Nov
Also known as ADRA hospital</p> <p>[18] Hastings ETC
Partners: RSLAF, Kings
Planned capacity: 100
Under construction
Projected opening 08 Dec</p> <p>[19] Police Training Sch-Hastings 2
Partner: MoH, RSLAF
Planned capacity: 200
Under construction
Projected opening 24 Nov</p> | <p>[20] Lakka Hospital ETU
Partners: EMERGENCY, MoH
Current capacity: 6
Planned capacity: 17</p> <p>[21] Goderich ETC
Partner: EMERGENCY
Planned capacity: 100
Under construction
Projected opening 15 Dec</p> |
|--|---|---|---|--|

West Africa Ebola Outbreak

Liberia ETCs

19 November 2014



Ebola Treatment Centres

Functional Pending Opening Closed



Total Cases



No longer active: - no cases in previous 21 days

Total cases and deaths include "Probable/Suspected" and "Confirmed"

Sources: GADM, Natural Earth, STEWARD Project, WGS 1984 Projection; Guinea - Organisation mondiale de la Sante (07 Nov); Liberia - Ministry of Health and Social Welfare (08 Nov); Sierra Leone - Ministry of Health and Sanitation (06 Nov).

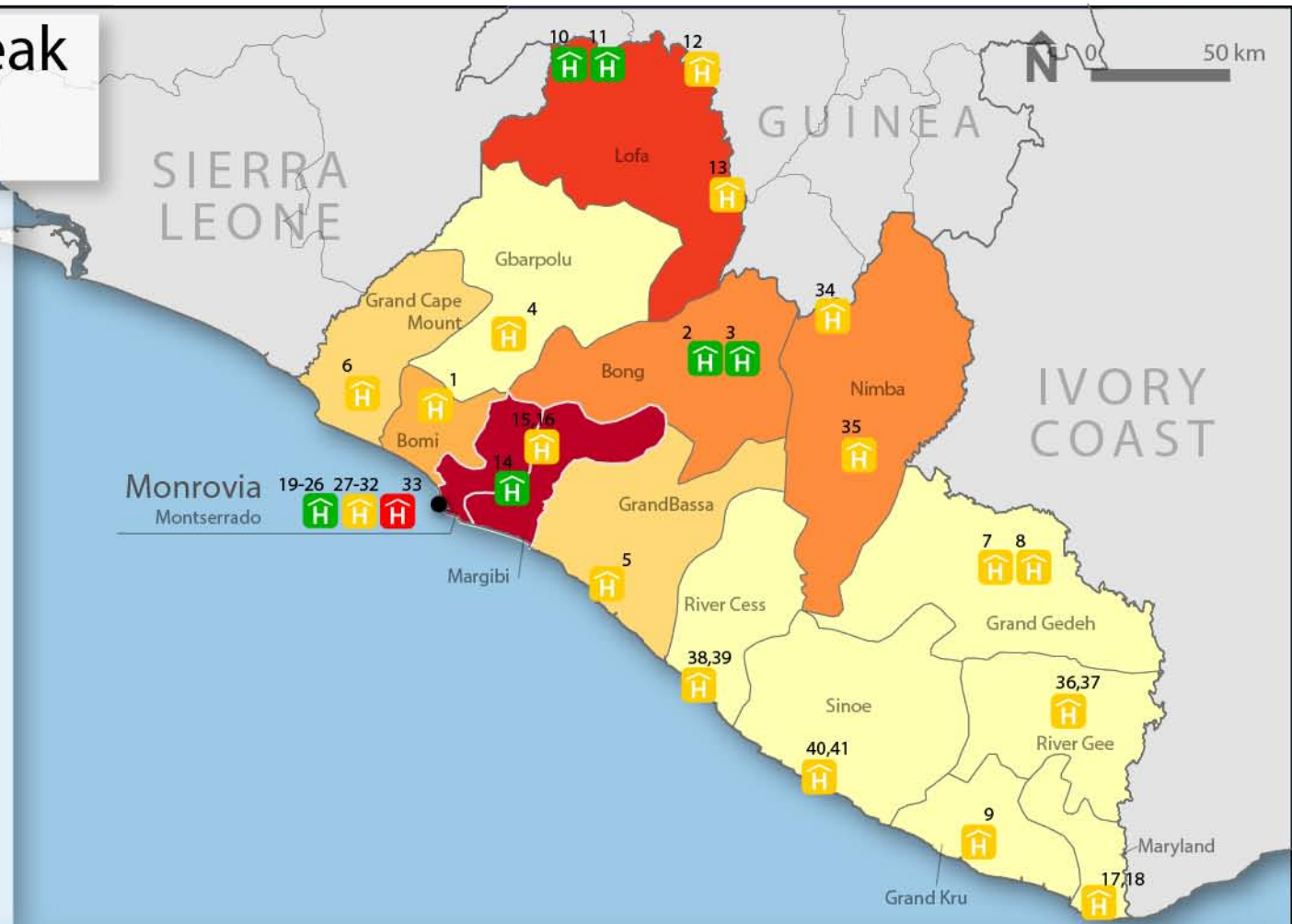
Information is subject to revision as more data becomes available

International Federation of Red Cross and Red Crescent Societies

Produced by SIMS. Supported by the American Red Cross and the British Red Cross.

FOR INTERNAL OPERATIONS ONLY

Glide # EP-2014-000039-LBR



<p>[1] Tubmanburg ETC Partner: IOM, AFL Current capacity: 100 As of 11 Nov, 27 beds in operation</p> <p>[2] Bong County ETC Partners: IMC Current capacity: 70</p> <p>[3] Phebe Hospital No partner identified Current capacity: 52</p> <p>[4] Gbarpolu ETC Partner: USAID Contract Planned capacity: 100 Site surveyed. Opening with 10 beds week 23-29 Nov; Reach full capacity week 11-17 Jan.</p> <p>[5] Arcelor Mittal Hospital (India), Buchanan Partner: IOM, AFL Planned capacity: 50 Site surveyed. Opening with 10 beds week 14-20 Dec; Reach full capacity week >31 Jan.</p> <p>[6] Sinje ETC Partner: IOM, AFL Planned capacity: 100 Under construction. Opening with 10</p>	<p>beds week 14-20 Dec; Reach full capacity week >31 Jan</p> <p>[7] Zwedru ETC Partner: Partners in Health Planned capacity: 50 Site surveyed. Opening with 10 beds week 07-13 Dec; Reach full capacity week 11-17 Jan.</p> <p>[8] Grand Gedeh ETC Partner: NGO Planned beds: 50</p> <p>[9] Barclayville ETC Partner: USAID Contract Planned capacity: 100 Site surveyed. Opening with 10 beds week 14-20 Dec; Reach full capacity week >31 Jan</p> <p>[10] CMC Foya MSF Partners: MSF, Samaritans Purse Capacity: 30</p> <p>[11] Borma Hospital Partner: MSF Current capacity: 70</p> <p>[12] Voinjama ETC Partner: GOAL Planned capacity: 50 Under construction. Opening with 10</p>	<p>beds week 30 Nov - 6 Dec; Reach full capacity week 18-24 Jan</p> <p>[13] Zorzor ETC Partner: USAID Contract Planned capacity: 50 Site surveyed. Opening with 10 beds week 07-13 Dec; Reach full capacity week 25-31 Jan</p> <p>[14] Firestone Medical Center Partner: Firestone company Current capacity: 31</p> <p>[15] Kakata ETC 1 (Save the Children) Partner: IMC, NGO Planned capacity: 50 Opening with 10 beds 20 Nov; Reach full capacity week 11-17 Jan</p> <p>[16] Kakata 2 AFL Partner: AFL Planned capacity: 100 Under construction</p> <p>[17] Harper ETC Partner: USAID Contract Planned capacity: 50 Site surveyed. Opening with 10 beds week 21-27 Dec; Reach full capacity week 25-31 Jan</p> <p>[18] Maryland ETC</p>	<p>Partner: USAID Contract Suggested</p> <p>[19] ELWA 1 Partners: MSF, Samaritans Purse Planned capacity: 60</p> <p>[20] ELWA 2 Partners: MoH, WHO Current capacity: 40</p> <p>[21] ELWA 3 Partner: MSF Current capacity: 200 Planned capacity: 400</p> <p>[22] Island Clinic Partners: MoH, WHO, African Union Current capacity: 100 Capacity reduced from 150 to improve infection control</p> <p>[23] Unity Convention Centre ETC Partner: MoH Planned capacity: 96 Operational. Opening with 10 beds week 09-15 Nov; Reach full capacity week 21-27 Dec</p> <p>[24] Monrovia Medical Unit Partner: USPHS Capacity: 25 First patient received 11 Nov.</p>	<p>Dedicated for infected health care workers. Staffed by the US Public Health Service.</p> <p>[25] Old MoD 1 Partners: FMT, Cuba, African Union Current capacity: 100 Opening with 15 beds week 9-15 Nov; Reach full capacity week 21-27 Dec</p> <p>[26] Redemption Hospital Partner: MoH</p> <p>[27] Ministry of Health Planned capacity: 100 Under construction</p> <p>[28] ELWA 4 Under construction</p> <p>[29] SKD Stadium 1 Partner: IRC Planned capacity: 100 Opening with 10 beds week 16-22 Nov; Reach full capacity week 4-10 Dec</p> <p>[30] SKD Stadium 2 Partners: German Red Cross, German Armed Forces Planned capacity: 100 Opening with 10 beds week 16-22 Nov; Reach full capacity week 4-10</p>	<p>Dec</p> <p>[31] SKD II (PLA) Partner: People's Liberation Army (China) Planned capacity: 100 Unknown opening date</p> <p>[32] Old MoD 2 Partner: MSB Sweden Planned capacity: 100 Opening with 10 beds 23-29 Nov; Reach full capacity week 11-17 Jan</p> <p>[33] JFK Hospital Closed: EpiWeek 44</p> <p>[34] Ganta ETC Partner: PCI, AFL Planned capacity: 50 Site surveyed. Opening with 10 beds week 7-13 Dec; Reach full capacity week 25-31 Jan</p> <p>[35] Tappita ETC Partner: Heart to Heart, AFL Planned capacity: 50 Site surveyed. Opening with 10 beds week 23-29 Nov; Reach full capacity week 11-17 Jan</p> <p>[36] Fishtown ETC Partner: American Red Cross</p>	<p>Planned capacity: 50 Site surveyed. Opening with 10 beds week 21-27 Dec; Reach full capacity week 25-31 Jan</p> <p>[37] River Gee Partner: USAID Contract Suggested</p> <p>[38] Cestos City ETC Partner: USAID Contract Planned capacity: 50 Site surveyed. Opening with 10 beds week 14-20 Dec; Reach full capacity week >31 Jan</p> <p>[39] Rivercess Partner: USAID Contract Suggested</p> <p>[40] Greenville ETC Partner: USAID Contract Planned capacity: 50 Opening with 10 beds week 21-27 Dec; Reach full capacity week 25-31 Jan</p> <p>[41] Sinoe Partner: USAID Contract Suggested</p>
---	--	--	--	---	--	---

West Africa Ebola Outbreak

Guinea ETCs

19 November 2014



Ebola Treatment Centres

Functional Pending Opening Closed



Total Cases



No longer active: - no cases in previous 21 days

Total cases and deaths include "Probable/Suspected" and "Confirmed"
Sources: GADM, Natural Earth, STEWARD Project, WGS 1984 Projection; Guinea - Organisation mondiale de la Sante (07 Nov); Liberia - Ministry of Health and Social Welfare (08 Nov); Sierra Leone - Ministry of Health and Sanitation (06 Nov).

Information is subject to revision as more data becomes available

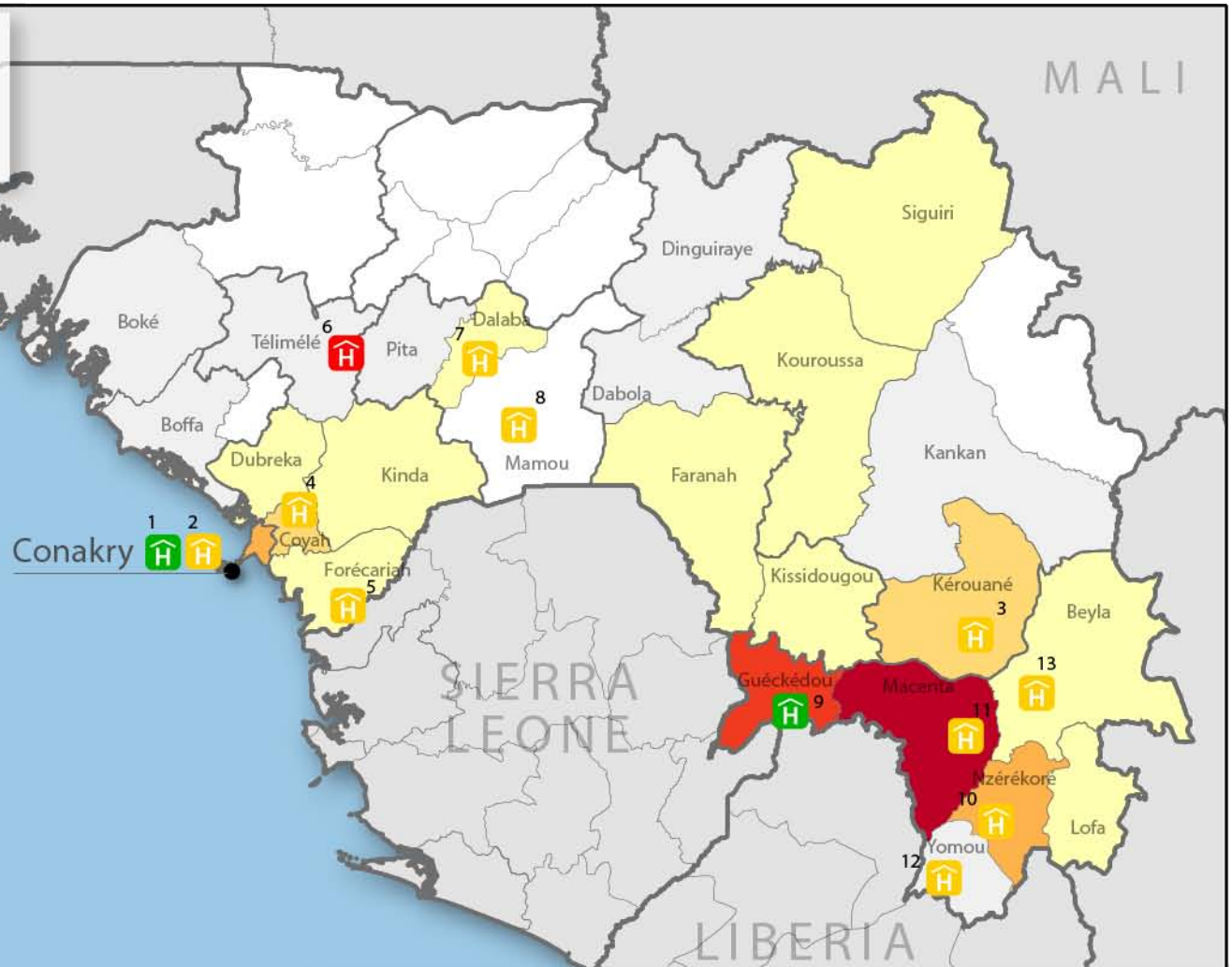


International Federation of Red Cross and Red Crescent Societies

Produced by SIMS. Supported by the American Red Cross and the British Red Cross.

FOR INTERNAL OPERATIONS ONLY

Glide # EP-2014-000041-GIN



- | | | |
|--|--|---|
| <p>[1] Donka Hospital ETC
Partner: MSF
Current capacity: 60</p> <p>[2] Koloma ETC
Planned
A new site in Koloma is being cleared for the Donka Hospital facility to move to.</p> <p>[3] Kérouané ETC, M'Balía
Planned capacity: 70
Construction finished TBC</p> <p>[4] Coyah ETC, Wonkifong Centre
Partners: MSF, Cuba (?)
Planned capacity: 70
Construction finished 01 Nov</p> <p>[5] Forécariah ETC
Planned</p> | <p>[6] Telimélé ETC
Partner: MSF
Capacity: 21</p> <p>[7] Dalaba ETC
Planned beds: 70
Construction finished TBC</p> <p>[8] Mamou ETC
Planned beds: 70
Construction finished TBC</p> <p>[9] CMC Guéckédou MSF
Partner: MSF
Current capacity: 100</p> <p>[10] Nzerekore ETC
Partner: Ailema (?)
Planned capacity: 70
Construction finished 01 Nov</p> <p>[11] Macenta ETC</p> | <p>Partners: Croix-Rouge française, MSF
Planned beds: 50
Construction finished 31 Oct . MSF build with hand over to the French Red Cross. Due to open 15 Nov.</p> <p>[12] Yomou ETC
Planned capacity: 70
Construction finished TBC</p> <p>[13] Beyla ETC
Planned capacity: 70
Construction finished TBC</p> |
|--|--|---|

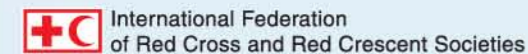
West Africa Ebola Outbreak

Security Incidents

19 November 2014

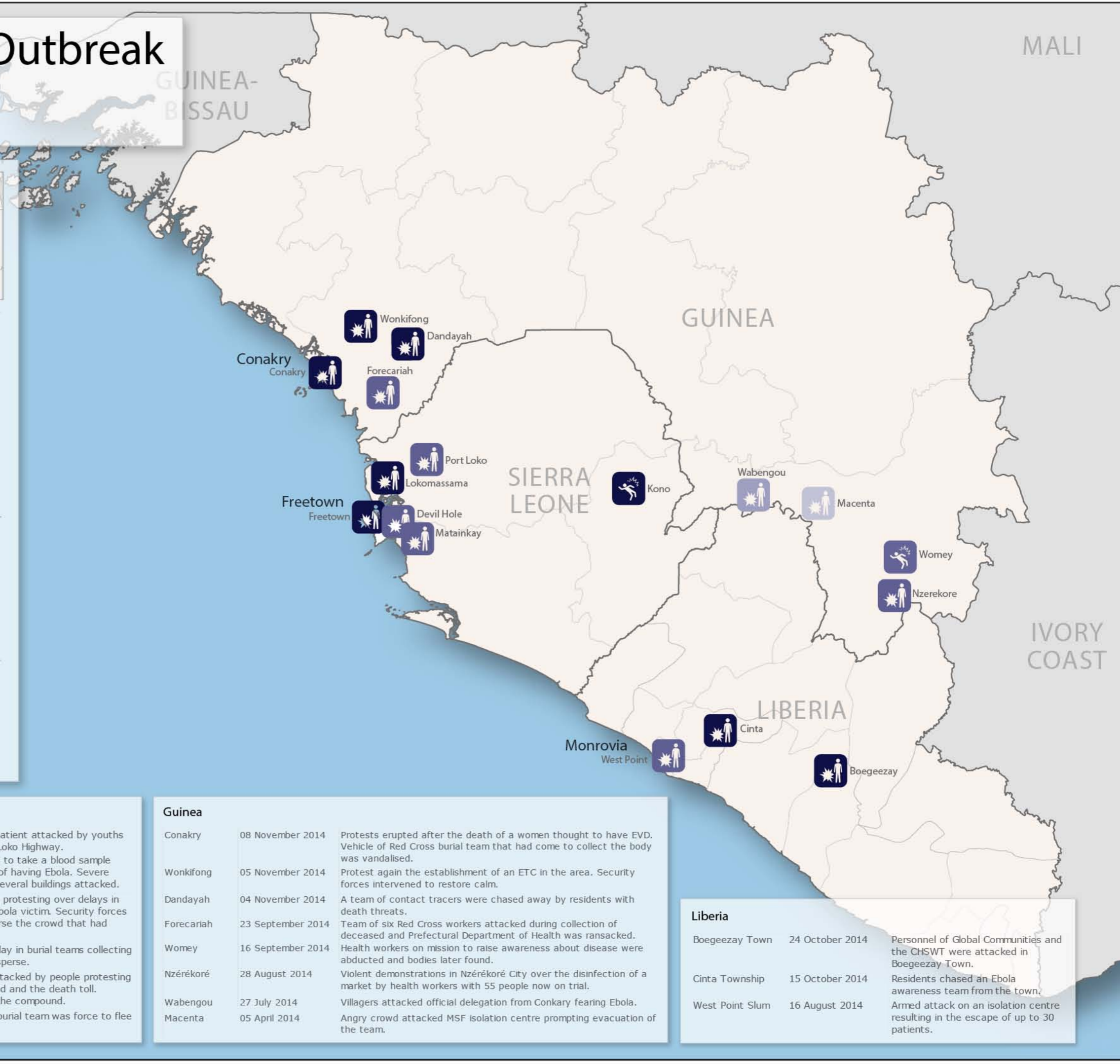


Map sources: GADM, OpenStreetMap and UN OCHA
 Security incident information: based on local news reports as detailed in <http://goo.gl/zplmSy>
 Data is partial and subject to change as more information becomes available.



Produced by SIMS. Supported by the American Red Cross and the British Red Cross.

FOR INTERNAL OPERATIONS ONLY
 Glide # EP-2014-000039-SLE



Sierra Leone

Lokomassama	27 October 2014	Ambulance carrying suspected Ebola patient attacked by youths throwing stones and crashed on Port Loko Highway.
Koidu	21 October 2014	Riot erupted after health workers tried to take a blood sample from a 90-year old woman suspected of having Ebola. Severe clashes with security personnel and several buildings attacked.
Freetown	14 October 2014	Security forces clashed with residents protesting over delays in removing the corpse of a suspected Ebola victim. Security forces fired tear gas and live rounds to disperse the crowd that had barricaded the street.
Devil Hole	28 September 2014	Protestors blockaded highway over delay in burial teams collecting corpses and police used teargas to disperse.
Port Loko	26 September 2014	The hospital of Port Loko town was attacked by people protesting at the way Ebola patients were treated and the death toll. Stones and bottles were thrown into the compound.
Matainkay	20 September 2014	On second day of national lockdown, burial team was force to flee after attack by young group.

Guinea

Conakry	08 November 2014	Protests erupted after the death of a women thought to have EVD. Vehicle of Red Cross burial team that had come to collect the body was vandalised.
Wonkifong	05 November 2014	Protest again the establishment of an ETC in the area. Security forces intervened to restore calm.
Dandayah	04 November 2014	A team of contact tracers were chased away by residents with death threats.
Forecariah	23 September 2014	Team of six Red Cross workers attacked during collection of deceased and Prefectural Department of Health was ransacked. Health workers on mission to raise awareness about disease were abducted and bodies later found.
Womey	16 September 2014	Violent demonstrations in Nzérékoré City over the disinfection of a market by health workers with 55 people now on trial.
Nzérékoré	28 August 2014	Violent demonstrations in Nzérékoré City over the disinfection of a market by health workers with 55 people now on trial.
Wabengou	27 July 2014	Villagers attacked official delegation from Conkary fearing Ebola.
Macenta	05 April 2014	Angry crowd attacked MSF isolation centre prompting evacuation of the team.

Liberia

Boegeezay Town	24 October 2014	Personnel of Global Communities and the CHSWT were attacked in Boegeezay Town.
Cinta Township	15 October 2014	Residents chased an Ebola awareness team from the town.
West Point Slum	16 August 2014	Armed attack on an isolation centre resulting in the escape of up to 30 patients.