www.ifrc.org
Saving lives, changing minds.

# Emergency Plan of Action (EPoA)
# Mozambique: Floods

International Federation of Red Cross and Red Crescent Societies

| | |
|---|---|
| **Emergency Appeal** | **Operation n°** MDRMZ011 |
| **Date of issue:** 23 January 2015 | **Date of disaster:** November 2014 – January 2015 |
| **Operation manager (responsible for this EPoA):** Michael Charles, Programmes Coordinator from Southern Africa Region | **Point of contact (name and title):** Ernestina Jama – Acting Secretary General |
| **Operation start date:** 12 January 2015 | **Expected timeframe:** Six months |
| **Overall operation budget:** CHF 847,607 | **DREF start-up funding:** CHF 120,000 |
| **Number of people affected:** 144,330people (Approximately 30,000 households) | **Number of people to be assisted:** 15,000 people (3,000 households) |
| **Host National Society presence (n° of volunteers, staff, branches):** 250 volunteers, 18 NDRT Staff members Zambezia Provincial Branch and 10 CVM staff members at the Headquarters | |
| **Red Cross Red Crescent Movement partners actively involved in the operation (if available and relevant):** Spanish Red Cross, German Red Cross, and Danish Red Cross. | |
| **Other partner organizations actively involved in the operation:** National Disaster Management Institute (INGC), UN-Habitat, IOM, World Health Organisation, UNICEF, Ministry of Health, COSACA, (CONCERN, CARE, Save the Children) KUKUMI, ADDRA, WFP, World Vision International and other stakeholders. | |

# A. Situation analysis

## Description of the disaster



**A bridge crossing Licungo River was destroyed. Photo by CVM**

Over the past few months, from November 2014 until late January, Mozambique has been experiencing extensive rainfall which has flooded many regions. The most critical area affected is in the centre of the country, precisely in the Licungo River Basin (Zambezia province). Floods here reached historical levels (in some areas up to 12m height). On 12 January 2015, the Council of Ministers of Mozambique declared the institutional red alert for the Central and North parts of the Country, due to heavy rains recorded and consequent floods in large areas. This has affected communities, public and private telecommunications and energy infrastructures, especially in Zambezia and Nampula provinces. Land transportation has been hindered, with roads and bridges destroyed or completely flooded. The main national road N1 has five cuts of 10 – 15 m, mainly in Mocuba and Gúruè districts. This has resulted in the many communities being completely isolated. In Mopeia, the only transport possible is by air. There are many areas in Maganja da costa that are still not reachable. This is making assessment of needs difficult. Electrical infrastructure and communication has been severely impacted. In the North, damages to power-plants have left the second largest city of the country, Nampula, without electricity since 13 January, and it is estimated it will take weeks or months to restore power in many areas. Water supply systems have been damaged in many areas and access to safe water is difficult.

Currently many public or private infrastructure are being used as informal camps for the displaced. According to the National Disaster Management Institute (INGC) it is estimated that near 144,330 people (approximately 30,000

families) are affected across the country. In Zambézia province a total of 95,360 people (19,072 families) are affected by the floods, with 50,481 people (11,661 households) hosted in 49 accommodation centres across the Zambezia Province, including schools and religious centres. The floods have destroyed 4,963 houses, 378 classrooms, 6 health centres and 51 bridges. The death toll due to flooding, lightning and house collapse has risen to 64.
The situation and figures may vary as the capacity to assess the situation improves. Additional air transport support is being sought.

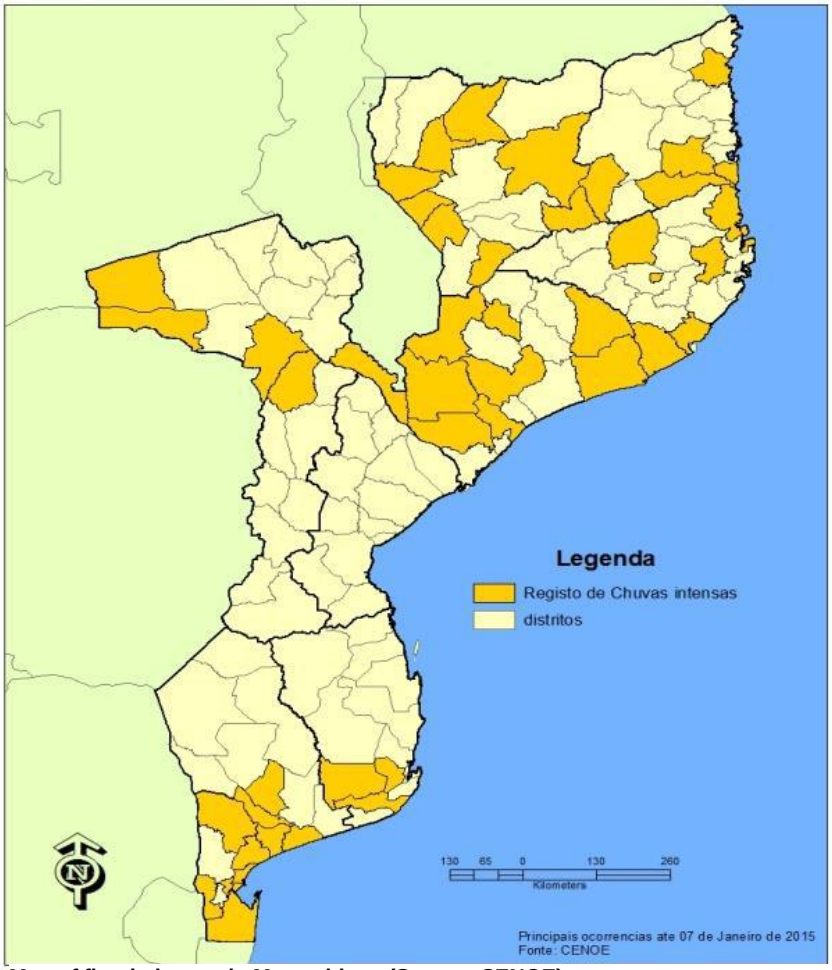

**Map of flooded areas in Mozambique (Source. CENOE)**

## Summary of the current response

### Overview of Host National Society

Mozambique Red Cross Society (CVM) has sent NDRT members to join multi sectorial teams which are made up of other humanitarian organisations to undertake the following main activities:

1. Participation at INGC's Technical Council for Disaster Management, Humanitarian Country Team (HCT) and other forum/meetings at various levels;
2. Coordination of the Shelter Cluster in country;
3. Participation in damage and needs assessment in the field with the support of its volunteer network;
4. Continuous monitoring of the situation and sharing of information with other partners, including monitoring the health status of affected population bearing in mind the likelihood of water borne disease outbreaks;
5. Reactivation of Local Disaster Management Committees in the affected areas;
6. 250 Volunteers in Zambezia Province are disseminating information related to health and hygiene promotion in the 14 accommodation centres two times a day;
7. Dissemination of early warning system for water to the communities living in risk areas;
8. Deployment of CVM provincial staff members in the field integrated in the multi-sector team in Mocuba, Namacura, Maganja da Costa and Mopeia districts. Notably the Acting Secretary General, Acting Programe Director, DM staff and the Logistics Coordinator are participating at the Emergency Coordination Council.
9. On 16 January, one DM staff member was today deployed to Zambezia province to assist the branch in conducting a rapid assessment and to provide technical assistance to local staff and volunteers.
10. November 2014, CVM assisted by IFRC SARO, conducted an NDRT training of trainers involving 11 provincial and 07 national technicians (18 total participants) and all of them are ready to operate in or to be deployed to the other provinces according to the needs.
11. 120 volunteers have been involved in assessment activities in Maputo Province and Maputo City since the beginning of January 2015.

More than 250 CVM volunteers have been mobilized and are participating in the emergency response operation in Zambezia province in assessment, search and rescue, and health, water and sanitation sensitization activities in the camps where displaced families have been evacuated.

CVM has already initiated a rapid needs assessment, with the support of the DREF, whereby all eleven provinces were assessed and found the following families to be the most in need: 3,000 household in Zambezia province, 4,775 households in Maputo City, 390 households in Maputo City and 390 households in Nacala Porto in Nampula province. Inter-agency assessments are continuing as new areas become accessible.

**Overview of Red Cross Red Crescent Movement**



**Houses in Licungo are under the flood water. Photo by CVM**

The IFRC Southern Africa Regional Office and the IFRC African Zone Disaster Management Unit (DMU) are in contact with CVM and have deployed relevant staff to assist with in-country planning of response and coordination with partner organizations on the ground.

The Partner National Societies, in the country, Spanish Red Cross, German Red Cross and Danish Red Cross are working closely with the NS, supporting in different areas, which best align with their area of expertise to better address the CVM humanitarian response. So far, the Spanish RC has provided one of their staff to support humanitarian coordination in the provincial branch office in Quelimane. This area is becoming the regional hub for the operation and where the provincial Emergency Operation Centre (COE) is, and having a Mozambique Red Cross (CVM) person present to support shelter cluster coordination is critical. The Danish RC and Spanish RC have also been coordinating and supporting the NS in country with planning of the emergency operation.

As mentioned briefly above, CVM is playing a key role as the lead for the shelter cluster. Within the cluster, CVM, IOM and UN-Habitat are working together on coordinating and participating in joint assessments with the government and other groups, distribution of emergency shelter and basic NFIs, technical support, i.e. on-the-job training, use of awareness materials etc. and supporting the location of accommodation camps and resettlement areas. It is also CVMs responsibility to coordinate with the WASH group on overlapping activities such as temporary sanitation, water supply facilities and other basic NFIs. As the shelter cluster had preparatory meetings in 2014, the cluster is not being created at this time, rather it is now being activated and in the stages of refining its working modalities. Daily sit reps and weekly meetings are currently taking place. Support will be sought for a Shelter Technical Advisor to support CVM in this role. The purpose of the Shelter Cluster Advisor will be to support the CVM in fulfilling the cluster mission of:

- providing leadership in emergency shelter and crisis preparedness and response;
- working in partnership to prevent and reduce shelter-related morbidity and mortality;
- ensuring evidence-based actions, gap-filling and sound coordination; and
- enhancing accountability, predictability and effectiveness of emergency shelter actions.

Details on how the CVM fits into the wider cluster approach are explained below.

**Overview of non- RCRC actors in country**

To enhance the quality of response during emergencies, the wider international humanitarian community in Mozambique under the leadership of the United Nations Resident Coordinator who acts as Humanitarian Coordinator of the Humanitarian Country Team (HCT) during emergencies, decided to apply the Cluster Approach in early 2007, as a framework to complement and support the Government's emergency response efforts. The Government of Mozambique (GoM) leads the emergency preparedness and response process through coordination by the INGC which is under the jurisdiction of the Ministry of State Administration and with the support of line ministries at national, provincial and district levels.

The nine clusters created in the Mozambique context coordinate with the Government's sector working groups formed within the national and regional Emergency Operations Centres (CENOEs). This has contributed to a more coordinated, timely and predictable approach to humanitarian response.

- The INGC is coordinating the response locally, through National Emergency Operation Centres (CENOE) established in Quelimane, Zambezia and Nampula City, Nampula to improve operational management, data collection, reporting and dissemination of information. Support for the rescue operations is being provided by the National Civil Protection Unit (UNAPROC) in Maputo.

- UNAPROC has sent eight boats to Zambézia province to support the evacuation and transport of people and goods where roads have been cut off. This has been crucial to lifesaving of people who were not able to evacuate on time.

- Rescue operations by boat have been difficult due to water flow and conditions in the flooded areas and Licungo River. The first reconnaissance flight was possible on 14 January with the support of Mozambican Air force. Currently airborne assistance is being delivered with the support of the South-African Air Force, and Mozambican Air Force. An air-bridge is also being operated to deliver food, non-food items and other immediate assistance. Civil works for reconstruction has not started yet due to prevailing high runoff from the rivers;

- The Humanitarian Country Team (HCT) has activated all the clusters. Its members (the UN, NGOs, Red Cross and IOM) are currently prepositioning and/or delivering food and non-food items in Mocuba and surrounding areas such as Quelimane and Caia, coordinated by INGC to meet the immediate needs.
- The HCT is also fielding missions to support INGC in assessing needs in the areas of infrastructure (Shelter, WASH and Early Recovery Clusters); communication (Coordination of the HCT), social services (WASH, Education/Protection, Health, Nutrition and Food Security) and information and planning (Logistic and Telecommunication Clusters).
- The HCT has deployed focal points in Quelimane and Nampula, and is working with other HCT members on the ground and coordinating with the local Emergency Operation Centres (CENOEs) to support operations planning.
- Accommodations centres have also been established. Current reports indicate 49 camps are operating, but the numbers continue to grow.

## Needs analysis, beneficiary selection, risk assessment and scenario planning

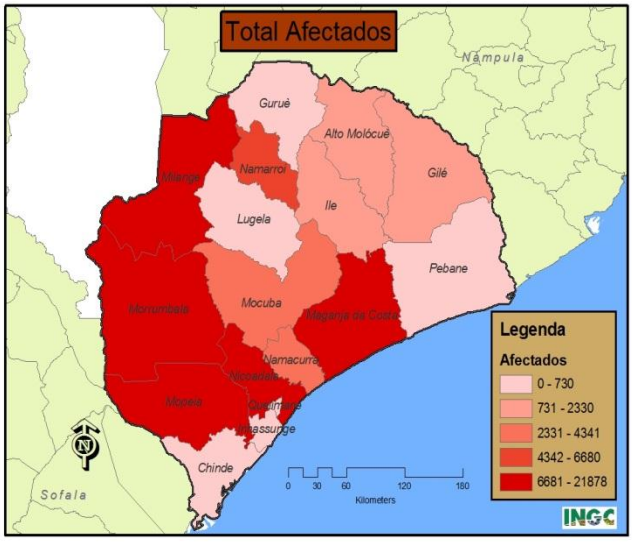


**Map of most affected (Source: INGC (21 Jan 2015)**

### Needs analysis

The selection of the intervention areas will be based on the level of vulnerability and CVM existing capacity, taking into account the following criteria:

- Areas with more needs and number of affected people with difficult access.
- Socio-economic impact caused by floods.
- Number of affected and resettled people.
- Casualties and loss of livelihoods.
- CVM capacity in the area.
- Intervention by other partners.

The needs identified will also be based on and adjusted according to the assessment reports.

As the affected region is quite dispersed, CVM has decided to focus their operation on the areas most in need and which they are able to access and respond to. Currently, due its capacity CVM will concentrate its efforts to assist **3,000 households (15,000 people**) of the most vulnerable requiring urgent humanitarian assistance in Zambezia, which is the worst affected area.

According to the updated information (21-01-2015) from INGC it is estimated that near 144,330 (approximately 30,000 families) people are affected across the country. In Zambézia province a total of 95,360 people (19,072 families) are affected by the floods, with 50,481 people (11,661 households) hosted in 49 accommodation centres across the Zambezia Province (see table). Those in the accommodation centres are being considered the most vulnerable, therefore will be the ones supported through this operation.

| Region | Households | Accomodation Centres |
|---|---|---|
| **Maganja da costa** | 5003 | 9 |
| **Mopeia** | 2061 | 17 |
| **Mocuba** | 1361 | 6 |
| **Namacurra** | 484 | 2 |
| Morrumbala | 1133 | 3 |
| Nicoadala | 1469 | 9 |
| Lugela | 150 | 3 |
| Totals | 11661 | 49 |

Within Zambèzia, the operation will focus on four districts: Namacurra, Mocuba, Maganja da Costa, and Mopeia. The latest figures indicate Maganja da Costa, Mopeia and Mocuba are three of the hardest hit areas. Mopeia is also the location of the regional warehouse of CVM stocks so it will be an operational and strategic hub for the response. In addition, Namacurra has been identified as a target area, due to reports from the RC branch that numbers affected are greater than what is being reported. Most recent figures estimate that it is at least 1,029 families. As such it has been prioritized as an area in need, and CVM is already conducting activities in this area.

According to reports and assessments from INGC, other institutions in the field, and CVM branches, the affected families urgently need support in health, water, sanitation, food, and shelter to reduce the impact of the floods and adverse weather conditions. The following are the most immediate gaps identified as of 20 January, and which have been requested of all partner agencies:

- Shelter and NFIs: 6,357 blankets; 18,972 shelter kits, 19,072 tents, 18,572 tarpaulins (4x60) - shelter is a major concern as there is a huge gap for the tents
- WASH: 4,588 soap, 18,912 slabs, 4,751 plastic rolls[1], 5931 bottles of water purifier (Certeza), 19,072 buckets, 18,932 jerry cans, 9,505 hygiene kits.
- Food: Various staple food items such as Maize flour (572 ton), Rice (572 ton), Sugar (42.9 ton), Salt (139.4 ton), Oil (28,686 litres) and Beans (86 ton). Quantities to be confirmed.

CVM will focus on shelter, NFIs, WASH and health. Although food is a gap, the government and other partners are responding in country to this need. CVM will re-evaluate this approach as the situation progresses.




**Displaced people are staying in a Vodacom Shop in Mocuba. Photo by CVM**

Beneficiary selection: The beneficiaries affected by the floods will be identified through joint assessments by the CVM and local disaster management committees based on the selection criteria below. They will include those in the accommodation centres, as well as those staying with host families. Activities such as health and hygiene promotion will also include host communities. During this operation, special focus will be on the most vulnerable groups such as:

- Orphans and vulnerable children
- Female head households and pregnant women
- Elderly people
- People with disabilities
- Chronically ill people
- Children head households

Currently, in the accommodations centres, there are 836 orphans, 286 new-borns, 252 elderly people and 114 pregnant women. As the cluster lead, the Red Cross is working with Save the Children and UNHCR to set up safe spaces, mitigate violence and support those most vulnerable, particularly the orphans. Further information on affected beneficiaries is still being collected by the branches, the province authorities and partners in the affected areas.

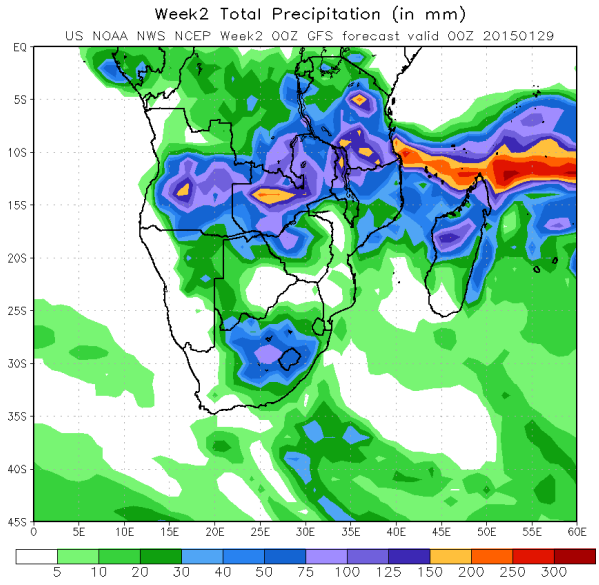


**Forecast for 20-27 January (Source: INGC)**

**Risk Assessment**

Those affected show a high degree of vulnerability, having lost their basic resources and assets including houses and livelihoods. According to Mozambique National Meteorological Information, moderate to heavy rains in the North of the country particularly in Niassa and along the coastline of Cabo Delgado provinces are predicted to continue through the week of 20-27 January. Further assessments need to be carried out to assess the full extent of damages and needs. Therefore the operation may be revised in accordance with these emerging needs.

# B. Operational strategy and plan

## Overall objective

The flood- affected population's survival and immediate needs are met through the provision of essential emergency relief, shelter items, clean water, sanitation, hygiene promotion and restoring family links targeting a total of 3,000 affected families (15,000 people) in Zambezia province. The operation will also support a more in-depth needs assessment as well.

## Proposed strategy

[1] Plastic to be used as emergency repair for walls, roofs, latrine protection, etc.

This EPoA focuses on Zambezia Province, specifically Namacura, Mocuba, Maganja da Costa and Mopeia districts in the central region of the country. The operation will last for six months and will target a total of 3,000 families with humanitarian assistance in the provision of emergency shelter, first aid, basic water, sanitation, as well as hygiene promotion and health awareness to prevent communicable diseases and activities to restore family links (RFL).

## Health

CVM is planning to operate a First Aid post in each of the four targeted regions in coordination with partners. These posts will be jointly operated by the Ministry of Health and CVM. The first aid tent will be staffed by three volunteers/staff and will be supported by roving CVM first aid teams. The number of volunteer teams may increase/decrease according to how the situation evolves. The location of the first aid posts will be jointly decided upon by MoH and CVM, according to need and appropriateness, i.e. next to damaged health clinics or next to camps. An arrangement for supervision and provision of medical supplies to the volunteers will be agreed with MoH staff in the field, and with support from CVM headquarters and technicians at provincial level. The severe cases, which cannot be dealt with by the volunteers in First Aid posts, will be referred to the Government managed health centre. The posts will be jointly sourced, with MoH providing medicines and staff, while CVM will equip the volunteers with first aid kits, basic personal protective equipment, and visibility items to perform their duties. The first aid post will also have a supply of condoms for distribution.

## Water and sanitation

Water and sanitation activities will focus on ensuring improved access to sanitation for people through construction of latrines for those displaced by the floods. This will be accomplished through CVM staff and volunteers in coordination with the government. Sanitation will also be enhanced through provision of buckets, soap, water purification, and hygiene promotion campaigns in the communities and camps also. One of the preparedness measures taken before the current floods was social mobilization in communities and the training of community leaders on preventive measures, including the treatment of water with chlorine or CERTEZA. This will be continued and coordinated with the in-country WASH cluster to ensure duplication is avoided.

## Emergency shelter

Supporting the assessment and adequate support to the existing accommodation centres (which are directly led by the government) is a main area of work for this operation. Experience from the recent floods in 2013 showed that some displaced people resettled in safer and higher areas but continued cultivating their crops along the river, while others resettled in the same area. A more focussed resettlement plan is being considered by the authorities and may impact how the situation evolves. CVM will support in identification of resettlement camps, and as the Lead for the Shelter Cluster, coordinate support from the other humanitarian actors to ensure safe spaces, and delivery and monitoring of services in the camps. Emergency shelter will be provided through 100 tents to the most vulnerable (elderly, disabled, pregnant), and shelter kits for the remaining 2,900 targeted families. Non-food items such as mosquito-nets have been identified by the authorities as a gap and will be provided, as well as blankets, and kitchen sets.

## Restoring Family Links (RFL)

RFL is another area that CVM is working in – activities are already ongoing in the branches, and volunteers will continue this work as people are registered in accommodation centres and resettlement camps. Although the cost of these activities is not part of the current emergency appeal, it's being included in the overall plan as it is an important service to the displaced people. The NS is experienced in conducting this service, and they will coordinate with the Protection cluster.

## Disaster Risk Reduction and Capacity Building

In terms of DRR and capacity building, the Disaster Management Master Plan of CVM underlines the importance of including women in disaster risk reduction, preparedness, response and recovery in order to ensure a reduction in the impact of disasters, especially on women and promoting the utilization of the full extent of resources in the management of disaster. The Government's Natural Disaster Prevention and Mitigation Master Plan (Plano Director para Prevenção e Mitigação das Calamidades Naturais) led by INGC is also intended to support comprehensive disaster management risk reduction and preparedness. Community vulnerability reduction is a significant piece of this strategy. CVM will train and equip community based disaster response teams in 10 communities across the 4 districts. Training and equipping of 200 volunteers to support this operation will be conducted in the first weeks. Kits for disaster response at the community level will be developed and purchased (loud speaker, bibs, Red Cross identification, and First Aid bag).

As mentioned a further assessment needs to be carried once areas are accessible, to determine the needs of those in the areas currently inaccessible and review the intervention plan.

## Human resources

CVM as part of the International Red Cross Movement works with its Red Cross National Society's partners in and outside of the country, namely the Danish RC, Spanish RC and German RC, PIROI, IFRC, and ICRC in implementing the integrated community based disaster risk reduction projects and complimentary programmes. This has made the National Society well equipped to respond to community health challenges, food security and disasters. The CVM has considerable experience in implementing DRR, health programmes, WASH activities, food security activities and disaster response in all parts of the country.

CVM relies on a large volunteer base within the communities. Volunteer recruitment is underway and a training to refresh old volunteers and train new volunteers to the basics of their duties is being carried out. This involves hygiene promotion, use of water purification tablets, distribution and reporting practices of the NS, and general volunteer and RC protocol, such as the code of conduct. 250 volunteers will be required, as well as support from staff to be reassigned to manage this operation, including 200 to conduct health activities, 5 to monitor from headquarters (each with a different technical expertise), and four local volunteers (1 per targeted region) to support the operation. Volunteers will assist in monitoring activities and data capturing for onward submission to CVM Disaster Management Coordinator for full reporting to partners assisted by the PMER officer. The operation will have both local volunteers and headquarter staff monitoring the operation.

Unfortunately, CVM has lost a considerable amount of its HR capacity recently due to the crisis which has affected the NS for the past 4-5 years. As such, additional support from its partners including the local actors is required to help the NS address its humanitarian obligation and aimed standards in the current disaster situation. This support will include an Ops Manager, a health RDRT and a Shelter Cluster Advisor as well as support to the CVM's Cluster Coordinator.

## Logistics and supply chain

A robust logistics plan will be put in place to ensure replenishment of stocks and procurement of items needed. Support will be provided by SARO and the existing logistics department of CVM. To ensure a smooth operation, the following will be adhered to:

- Professional logistics support to the operation will be provided in accordance with IFRC standards, procedures and processes.
- Ensuring that local procurement of goods, services and transport is in line with IFRC procurement standards and procedures
- Mobilizing relief items pre-positioned in SARO or Zone Logistics Unit (ZLU) and carry out of the importation process
- Coordinating within IFRC SARO and CVM Programme Managers for timely and cost-efficient sourcing option for items required in the operation.
- Coordinating incoming shipments and reception of goods
- Management of current warehousing facilities and adequate storage solutions for storage and efficient dispatch of goods to the final distribution points
- And tracking of distribution in coordination with the INGC and in-country clusters.

## Communications

The Mozambique Red Cross Society, with support from IFRC regional and zone communications, aims to coordinate various awareness and publicity activities, to sensitize the public, media and donors on the situation on the ground and the humanitarian response. The following are planned activities for communication:

- Deploy IFRC regional communications officer and/or IFRC regional communications intern to Mozambique to support communications related activities of the Mozambique Red Cross
- Hire photographer/videographer consultant to produce high quality photographs with extended captions, and video b-roll and interviews of operations
- Hold press conferences, either in Maputo or Geneva as warranted: Geneva communications to hold press briefings, as required, updating international media on unfolding situation in the region
- Produce weekly facts and figures, key messages and share with relevant stakeholders, including beneficiaries and partners. Produce reactive lines as needed
- In collaboration with programmes, work on advocacy messages to address issues linked to the flooding in Mozambique and the region (disaster law legislation, preparedness etc.)

- News releases, fact sheets, videos, photographs and qualified spokespeople are immediately developed and made available to media and key stakeholders
- Proactively engage with international media, particularly Portuguese speaking media, regarding the added value of Red Cross interventions
- Facilitate media field trips to raise awareness among stakeholders and to raise the profile of the Mozambique Red Cross Society and IFRC
- Maintain a social media presence throughout the operation utilizing IFRC and CVMS sites such as Facebook and Twitter
- Support the launch of this appeal and other major milestones throughout the operation using people-centred, community level diverse content, including web stories, blogs, video footage and photos with extended captions. Share any communications material created through this appeal with IFRC for use on various communications channels including the IFRC Africa web page, www.ifrc.org/africa
- Provide the National Society communication team with communication training and appropriate equipment as needed (photo and video camera)
- CVM to work with programme teams to develop a monitoring system that includes beneficiary communications.

## IT and Telecommunications

As mentioned, communications has been a significant issue since the flooding began. Many areas are still unreachable and remain cut off. Another issue is the dispersed area that the flooding has occurred in – making communication across regions critical. CVM will set up operations in 4 districts to ensure appropriate management of the operation. The necessary IT equipment will be procured and maintained by the local staff, and scheduled monitoring visits from the IT technical advisor. Solar powered equipment will support operational communication, as well as improve needs assessment and information management of the rapidly changing situation.

## Planning, monitoring, evaluation, & reporting (PMER)

PMER will be key to the delivery of the planned operation to ensure evidence based reporting, upholding accountability and compliance to the established standards. The disaster situation is very fluid with potential for significant evolving and transformation of the nature and extent of the need. In this regard monitoring is required regularly to track the effects and impact of response actions, track progress of activities and the delivery of outputs below and to track beneficiary perceptions on the assistance being rendered. Detailed operational sector specific outputs and time frames have been given in the operational plan. PMER's role becomes crucial to ensure adherence to the plan of action and inform decision on whether to change plan. Monitoring tools will be utilized for this purpose.

During the operation a beneficiary satisfaction survey and review of needs will be carried mid-way through the operation to track beneficiary perceptions on the aid. This will establish the extent to which the response operation has addressed the current deficiencies. Besides giving insight on the changes on the gaps and needs, this will also inform plans for the medium and long term interventions, especially since there is a high chance of potential escalation of the emergency from continued rains, and or new cyclone as the season is just starting CVM will continue monitoring the situation and update if the operation needs to be revised. As mentioned elsewhere, lessons from ongoing assessments will inform decisions and revisions on the design of the implementation plan and strategy.

In addition, an operational review/lessons learnt workshop will be carried out with technical support from the IFRC Zone or SARO at the end of the operation to provide recommendations for future interventions.

## C. DETAILED OPERATIONAL PLAN

# Quality programming / Areas common to all sectors

| **Outcome 1: The operation is implemented to reflect the needs of the affected beneficiaries** | | | | | | | | | | | | | | | | |
|---|---|---|---|---|---|---|---|---|---|---|---|---|---|---|---|---|
| **Output 1.1: Assessments are conducted and coordination is utilized to inform on the situation the emergency plan of action, immediate risks, damages and potential needs of the affected families using agreed upon guidelines** | | | | | | | | | | | | | | | | |
| Activities planned Month | 1 | 2 | 3 | 4 | 5 | 6 | | | | | | | | | | |
| Deployment of local staff to conduct rapid needs assessment | **X** | | | | | | | | | | | | | | | |
| Contribution to inter-agency multi-sectorial assessment and in-country coordination | **X** | **X** | **X** | | | | | | | | | | | | | |
| Field visits of HQ staff for distributions, monitoring and technical support (DM, Health, WATSAN, Telecommunications)[2] | **X** | **X** | | | **X** | **X** | | | | | | | | | | |
| Field visits for branch staff to support distributions, provide technical support and communicate with beneficiaries (DM, Health, WATSAN)[3] | **X** | **X** | **X** | **X** | **X** | **X** | | | | | | | | | | |
| Planning and Reporting | **X** | **X** | **X** | **X** | **X** | **X** | | | | | | | | | | |
| Monitoring of service delivery and beneficiary communications | | | **X** | | | **X** | | | | | | | | | | |
| Final evaluation | | | | | | **X** | | | | | | | | | | |

# Health& care

| **Outcome 2: To reduce the risk of communicable diseases within the targeted communities** | | | | | | | | | | | | | | | | |
|---|---|---|---|---|---|---|---|---|---|---|---|---|---|---|---|---|
| **Output 2.1: Community-based health promotion and disease prevention activities are conducted with 3000 households** | | | | | | | | | | | | | | | | |
| Activities planned Month | 1 | 2 | 3 | 4 | 5 | 6 | | | | | | | | | | |
| IEC materials on malaria, cholera, TB, HIV, hygiene and sanitation are developed | **X** | | | | | | | | | | | | | | | |
| Mosquito nets are procured ( 3,000 households @ 2/household) | **X** | | | | | | | | | | | | | | | |

[2] Support will include driver and reporting staff
[3] Same as above

| | | | | | | | | | | | | | | | | |
|---|---|---|---|---|---|---|---|---|---|---|---|---|---|---|---|---|
| 10,000 condoms are sourced and distributed at first aid posts | **X** | **X** | **X** | **X** | **X** | **X** | **X** | **X** | | | | | | | | |
| 6,000 mosquito nets are distributed and sensitization activities conducted jointly | | **X** | **X** | **X** | **X** | **X** | **X** | **X** | | | | | | | | |
| **Output 2.2: Target population is provided with rapid medical management of injuries and illness** | | | | | | | | | | | | | | | | |
| Activities planned Month | 1 | 2 | 3 | 4 | 5 | 6 | | | | | | | | | | |
| Procure and establish 4 First Aid posts in partnership with MoH in appropriate areas (1/targeted region) | **X** | **X** | | | | | | | | | | | | | | |
| Procure ORS 1,260 boxes of 50 packets) (15 packets / FA tents or) (purchase 42 packs) | **X** | **X** | | | | | | | | | | | | | | |
| Procure 75 first aid bags for volunteers for 200 volunteers (1 bag /3 volunteers) | **X** | **X** | | | | | | | | | | | | | | |
| Procure12 chirurgical Kits (other equipment/medicines to be provided by MoH) | **X** | **X** | | | | | | | | | | | | | | |
| Surveillance, first aid and ORS provided by staff/volunteers at the first aid posts and in the surrounding area | **X** | **X** | | | | | | | | | | | | | | |

## Water, sanitation and hygiene promotion

| | | | | | | | | | | | | | | | | |
|---|---|---|---|---|---|---|---|---|---|---|---|---|---|---|---|---|
| **Outcome 3: Reduce the risk of waterborne and water related diseases in targeted communities.** | | | | | | | | | | | | | | | | |
| **Output 3.1: Adequate water, sanitation, and hygiene promotion which meets Sphere standards in terms of quantity and quality provided to 3,000 households** | | | | | | | | | | | | | | | | |
| Activities planned Month | 1 | 2 | 3 | 4 | 5 | 6 | | | | | | | | | | |
| Continuously monitor the water, sanitation and hygiene situation in targeted communities and coordinate with other WatSan actors on target group needs and appropriate response | **X** | **X** | **X** | **X** | **X** | **X** | | | | | | | | | | |
| Train population of targeted communities on safe water storage and safe use of water treatment products | | **X** | **X** | **X** | **X** | | | | | | | | | | | |
| Train population of targeted communities in construction and maintenance of household latrines | | **X** | **X** | **X** | **X** | | | | | | | | | | | |
| Distribution of 375 boxes of CERTEZA | **X** | **X** | **X** | **X** | **X** | **X** | | | | | | | | | | |
| 500 plastic slabs to be coordinated with WASH cluster/INGC for use in latrine construction | **X** | **X** | **X** | **X** | | | | | | | | | | | | |
| Provision of 300 plastic roles for latrine construction (1 roll/ 8 metres) | | **X** | **X** | **X** | | | | | | | | | | | | |
| Distribution of 3,000 jerry cans for water storage | **X** | **X** | **X** | **X** | | | | | | | | | | | | |

| | | | | | | | | | | | | | | | | |
|---|---|---|---|---|---|---|---|---|---|---|---|---|---|---|---|---|
| Monitor treatment and storage of water through household surveys and household water quality tests | | X | X | X | X | X | | | | | | | | | | |
| Distribution of 3,000 plastic buckets | | X | X | X | | | | | | | | | | | | |
| Monitor quality and use of household latrines | | X | X | X | X | X | | | | | | | | | | |
| Acquisition and distribution of 9600 soap bars (1 bar/ 3,000 households/ 3 month + x 1bar/200 volunteers/3 months) | X | X | X | X | | | | | | | | | | | | |

## Shelter and settlements (and household items)

| **Outcome 4: To improve living conditions through provision of adequate shelter during the emergency period for the flood-affected households.** | | | | | | | | | | | | | | | | |
|---|---|---|---|---|---|---|---|---|---|---|---|---|---|---|---|---|
| **Output 4.1: 3.000 displaced families are provided with shelter items/materials in coordination with the local authorities and humanitarian partners.** | | | | | | | | | | | | | | | | |
| Activities planned | Month | 1 | 2 | 3 | 4 | 5 | 6 | | | | | | | | | |
| Distribution of 2,900 shelter kits | | X | X | X | X | | | | | | | | | | | |
| Contribution of 6,000 Tarpaulins to HCT for delivery to the most in need, as this is a major gap in country. | | X | X | X | X | | | | | | | | | | | |
| Distribution of 100 Tents for the most vulnerable | | X | X | X | X | | | | | | | | | | | |
| Acquisition and distribution 6000 blankets (2/household) | | X | X | X | X | | | | | | | | | | | |
| Acquisition and distribution of 9,600 soap bars (1 bars/ 3,000 households/ 3 month + x 1bar/200 volunteers/3 months) | | X | X | X | X | | | | | | | | | | | |
| Purchase and distribution of 3,000 kitchen kits | | X | X | X | X | | | | | | | | | | | |
| Distribution of 700 plastic rolls to repair damaged houses | | X | X | X | X | | | | | | | | | | | |
| Support HCT in identification of transitional camps | | | | X | X | X | X | | | | | | | | | |
| Support HCT in management of accommodation centres | | X | X | X | X | X | X | | | | | | | | | |

## Restoring family links

Not part of the emergency appeal budget, but part of the overall plan of the National Society

| **Outcome 5: Improve social assistance for the target population.** | | | | | | | | | | | | | | | | |
|---|---|---|---|---|---|---|---|---|---|---|---|---|---|---|---|---|
| **Output 5.1: Provide restoring family links support to targeted areas** | | | | | | | | | | | | | | | | |
| Activities planned | Month | 1 | 2 | 3 | 4 | 5 | 6 | | | | | | | | | |

| | | | | | | | | | | | | | | | | |
|---|---|---|---|---|---|---|---|---|---|---|---|---|---|---|---|---|
| Conduct RFL refresher with volunteers | X | | | | | | | | | | | | | | | |
| Print RFL materials | X | | | | | | | | | | | | | | | |
| Conduct RFL activities in camps and at first aid tents | X | X | | | | | | | | | | | | | | |

## National Society capacity building

| **Outcome 6: Strengthening CVM capacity for emergency operations at the National Level.** | | | | | | | | | | | | | | | | |
|---|---|---|---|---|---|---|---|---|---|---|---|---|---|---|---|---|
| **Output 6.1: Volunteers are trained and equipped to respond to the emergency needs in the targeted regions** | | | | | | | | | | | | | | | | |
| Activities planned Month | 1 | 2 | 3 | 4 | 5 | 6 | | | | | | | | | | |
| A basic training/refresher for 50volunteers in technical areas of health, WATSAN, Shelter, telecommunications and hygiene promotion, as well as core volunteer mandates of reporting , C of C, etc. | X | | | | | | | | | | | | | | | |
| Acquisition of 400 bibs for volunteers | X | X | X | | | | | | | | | | | | | |
| Acquisition of 50 CVM flags | X | X | X | | | | | | | | | | | | | |
| Acquisition of 200 gum boots for volunteers and staff | X | X | X | | | | | | | | | | | | | |
| Acquisition of 200 rain covers | X | X | X | | | | | | | | | | | | | |
| Acquisition of 10 megaphones and batteries | X | X | X | | | | | | | | | | | | | |
| Acquisition of 200 lanterns for volunteers | X | X | X | | | | | | | | | | | | | |

## Preparedness/Disaster Risk Reduction

| **Outcome 7: Strengthening affected communities' capacity to prepare and respond to floods/storms in the future** | | | | | | | | | | | | | | | | |
|---|---|---|---|---|---|---|---|---|---|---|---|---|---|---|---|---|
| **Output 7.1: Volunteers in the community are trained and equipped to respond to potential emergencies** | | | | | | | | | | | | | | | | |
| Activities planned Month | 1 | 2 | 3 | 4 | 5 | 6 | | | | | | | | | | |
| Establishment and training of community based disaster response teams (CBDRT) in disaster management | | | X | X | X | X | | | | | | | | | | |
| Procurement and distribution of response equipment to established and trained CBDRT | | | | X | X | | | | | | | | | | | |

## 8. Budget

See attached budget below for details.

# EMERGENCY APPEAL OPERATION

23/01/2014

MDRMZ011 Mozambique Floods

| Budget Group | Multilateral Response | Inter-Agency Shelter Coord. | Bilateral Response | Budget CHF | Expenditure CHF |
|---|---|---|---|---|---|
| Shelter - Relief | 205,200 | | | 205,200 | 0 |
| Shelter - Transitional | 0 | | | 0 | 0 |
| Construction - Housing | 0 | | | 0 | 0 |
| Construction - Facilities | 0 | | | 0 | 0 |
| Construction - Materials | 18,560 | | | 18,560 | 0 |
| Clothing & Textiles | 78,000 | | | 78,000 | 0 |
| Food | 0 | | | 0 | 0 |
| Seeds & Plants | 0 | | | 0 | 0 |
| Water, Sanitation & Hygiene | 14,425 | | | 14,425 | 0 |
| Medical & First Aid | 20,611 | | | 20,611 | 0 |
| Teaching Materials | 29,600 | | | 29,600 | 0 |
| Utensils & Tools | 126,750 | | | 126,750 | 0 |
| Other Supplies & Services | 9,600 | | | 9,600 | 0 |
| Emergency Response Units | 0 | | | 0 | 0 |
| Cash Disbursements | 0 | | | 0 | 0 |
| **Total RELIEF ITEMS, CONSTRUCTION AND SUPPLIES** | **502,746** | **0** | **0** | **502,746** | **0** |
| Land & Buildings | 0 | | | 0 | 0 |
| Vehicles Purchase | 0 | | | 0 | 0 |
| Computer & Telecom Equipment | 4,899 | | | 4,899 | 0 |
| Office/Household Furniture & Equipment | 2,760 | | | 2,760 | 0 |
| Medical Equipment | 0 | | | 0 | 0 |
| Other Machinery & Equipment | 0 | | | 0 | 0 |
| **Total LAND, VEHICLES AND EQUIPMENT** | **7,659** | **0** | **0** | **7,659** | **0** |
| Storage, Warehousing | 3,000 | | | 3,000 | 0 |
| Distribution & Monitoring | 0 | | | 0 | 0 |
| Transport & Vehicle Costs | 56,222 | 800 | | 57,022 | 0 |
| Logistics Services | 19,227 | | | 19,227 | 0 |
| **Total LOGISTICS, TRANSPORT AND STORAGE** | **78,449** | **800** | **0** | **79,249** | **0** |
| International Staff | 84,000 | 12,000 | | 96,000 | 0 |
| National Staff | 0 | | | 0 | 0 |
| National Society Staff | 18,756 | 4,000 | | 22,756 | 0 |
| Volunteers | 17,344 | | | 17,344 | 0 |
| **Total PERSONNEL** | **120,100** | **16,000** | **0** | **136,100** | **0** |
| Consultants | 10,800 | | | 10,800 | 0 |
| Professional Fees | 0 | | | 0 | 0 |
| **Total CONSULTANTS & PROFESSIONAL FEES** | **10,800** | **0** | **0** | **10,800** | **0** |
| Workshops & Training | 32,470 | | | 32,470 | 0 |
| **Total WORKSHOP & TRAINING** | **32,470** | **0** | **0** | **32,470** | **0** |
| Travel | 8,500 | 9,200 | | 17,700 | 0 |
| Information & Public Relations | 4,000 | | | 4,000 | 0 |
| Office Costs | 0 | 800 | | 800 | 0 |
| Communications | 1,000 | 750 | | 1,750 | 0 |
| Financial Charges | 2,000 | | | 2,000 | 0 |
| Other General Expenses | 0 | 600 | | 600 | 0 |
| Shared Support Services | | | | | |
| **Total GENERAL EXPENDITURES** | **15,500** | **11,350** | **0** | **26,850** | **0** |
| Programme and Supplementary Services Recovery | 49,902 | 1,830 | 0 | 51,732 | 0 |
| **Total INDIRECT COSTS** | **49,902** | **1,830** | **0** | **51,732** | **0** |
| **TOTAL BUDGET** | **817,627** | **29,980** | **0** | **847,607** | **0** |
| **Available Resources** | | | | | |
| Multilateral Contributions | | | | 0 | |
| Bilateral Contributions | | | | 0 | |
| **TOTAL AVAILABLE RESOURCES** | **0** | **0** | **0** | **0** | |
| **NET EMERGENCY APPEAL NEEDS** | **817,627** | **29,980** | **0** | **847,607** | **0** |