

Emergency Appeal Operation Update

Ebola Virus Disease Emergency Appeals (Liberia, Sierra Leone, Guinea, Nigeria, Senegal and Africa Coordination)

6 February, 2015- Combined Ebola Operations Update N° 15¹

Summary

IFRC's Ebola strategic framework is organized around 5 outcomes:

- The epidemic is stopped
- National Societies have better Ebola preparedness and stronger long term capacities
- IFRC operations are well coordinated
- Safe and Dignified Burials (SDB) are effectively carried out by all actors
- Recovery of community life and livelihoods

Five emergency appeals were launched to combat Ebola Virus Disease (EVD) outbreaks in Guinea, Liberia, Sierra Leone, Nigeria and Senegal. In helping stop the epidemic, the appeals employ a 5 pillar approach comprising: (1) Beneficiary Communication and Social Mobilization; (2) Contact Tracing and Surveillance; (3) Psychosocial Support; (4) Case Management; and (5) Safe and Dignified Burials (SDB) and Disinfection.

Smaller preparedness and response operations were financed under its Disaster Response Emergency Fund (DREF) in Mali, Cote d'Ivoire, Cameroon, Togo, Benin, Central African Republic, Chad, Gambia, Kenya and Guinea Bissau and Ethiopia, making 16 countries in Africa that have launched emergency operations relating to this outbreak.²

After several weeks of consolidated decreases in case incidence, the current reporting period saw slight increases in the three heavily affected countries of Liberia, Sierra Leone and Guinea. This underscores that humanitarian actors cannot afford to be complacent at this stage. Ebola virus is known to appear in waves and there could be a resurgence in the number of cases unless concerted efforts to contain the virus are maintained.

In **Liberia**, during the reporting period, 5 new cases up from 4 in the previous week were recorded. As the number of Ebola cases decline, IFRC and LNRCS are developing the different strategies for the transition as well as recovery phase of the EVD program.



Redcross volunteers discuss Ebola related issues in a village on the Sierra Leone -Liberia border in Grand Cape Mount. Since Ebola broke out LNRCS volunteers have been active in community engagement and social mobilization in an effort to reduce transmission/IFRC

¹ A single combined operations update is produced for the 5 Ebola operations on a fortnightly basis

² An operation in Democratic Republic of Congo was launched to combat the separate Ebola outbreak that is not part of the West African outbreak.

The first large-scale trials of two experimental vaccines against Ebola have begun in Liberia. The result is expected to be shared by the end of first quarter of 2015.

Following up the 4 confirmed cases on measles by the end of last year, The Ministry of Health is conducting PIRI (Periodic Intensification of Routine Immunization) campaign for measles and vitamin A in December 2014, February and March 2015. For February, the campaign is conducted in the first week. Along with UNICEF and other organizations with close coordination with the MoH, the LNRCS chapters are mobilizing their volunteers to encourage the mother and care takers to bring their children under 5 to health clinic or outreach team.

In the first three weeks of January, **Sierra Leone** reported a rapid decline in cases nationwide. However, in the last week of January, more districts reported newly-confirmed cases. This is the first time in 2015 the number of new cases has risen. The distribution of cases in this reporting period were centred around the West and North West of the country with a few cases in Kono, in the East. In Freetown and the surrounding Western area, fewer than 10 Ebola cases have been confirmed per day since 14 January - down from an average of 23 per day in late December according to data reported from the Ministry of Health and Sanitation. Corpse positivity rates have also declined with only 4 Ebola-positive community deaths reported in Western Urban the last week. Despite these promising signs, hotspots persist, with the WHO highlighting 50 Ebola hotspots across the region. As cases decline, previously imposed laws have been eased. Movements between districts are now permitted to support economic activities. No quarantines or restrictions on movement above the household level will be imposed by Government.

In **Guinea**, the past several weeks have seen an overall decrease in the number of cases, though there are still localised spikes and new outbreaks in prefectures that had been previously cleared, including prefectures in the north of the country- Mali and Togue.

Recent spikes in cases have been seen in Lola and Forécariah. Mobile teams from the IFRC and GRC have travelled to both locations to provide assistance to the local GRC branches and ensure burials and patient transfers. Both locations continue to present community resistance, though the levels have decreased a bit since the teams arrived.

Conakry has recently seen an increase in community deaths where the chain of transmission is not known. The IFRC and GRC are working with national partners to address this problem and to re-establish comprehensive contact tracing and surveillance. The IFRC and GRC teams were strengthened in each of the five districts of the city of Conakry, and supported with the necessary logistics to continue responding to the epidemic.

In **Mali**, the health minister has declared the end of Ebola in Mali after the lapse of two incubation periods (42 days) since the last confirmed case recovered in Bamako on 6 December.

Operation Updates

Latest available cumulative data are provided below for 11 situation and programme indicators.

	Operational Countries and Appeals					
	GUINEA	LIBERIA	SIERRA LEONE	NIGERIA	SENEGAL	TOTAL
	(MDRGN007)	(MDRLR001)	(MDRSL005)	(MDRNG017)	(MDRSN010)	
Cumulative Cases	2,959	8,678	10,660	21	1	22,319
Cumulative Health Care Worker Deaths	100	179	222	5	0	506
Cumulative Deaths	1,876	3,747	3,239	8	0	8,870
Fatality rate	63%	43%	30%	38%	0%	40%
Safe and Dignified Burials(SDB) conducted by NS	2,412	3,280	6,758	0	0	12,450

Trained RC volunteers currently active in Ebola	2,497*	1,163	1618	184	510	5,972
Contacts traced by NS	9,944*	7,785	75,325	891	75	94,020
Houses disinfected by NS	18,389	2,431	5,539	14	0	26,373
People reached through face to face social mobilization	1,134,078	1,444,721	1,335,002	1,043,565	235,000	4,957,366
People reached through Psychosocial support	2,931	1,800	70,802	777		76,310
People treated by NS (Kenema)	N/A	N/A	653	N/A	N/A	653

NA= Not applicable - Treatment currently supported by appeals only in Sierra Leone

Source: Ministries of Health Sitreps (Guinea, Liberia, Sierra Leone, Nigeria, Senegal),WHO data

*Data for this reporting period not available.

Liberia

Social Mobilization and Beneficiary Communication

- The Grand Cape Mount team distributed 70 hand wash buckets in Gola Konneh, Tewor and Garwula Districts. The team also distributed some food items for 3 orphans in camp 3.
- Assessment was conducted in schools for the establishment of hand washing stations in each school within Bassa. At the same time, EVD awareness was conducted among school authorities.

Contact tracing and surveillance

- Due to the declining number of cases throughout the country, most of counties have scaled down the number of contact tracers. During the reporting period, only Grand Cape Mount County (with ongoing quarantined house) carried out contact tracing activities up to 21 days; the follow up is ended February 2, 2015.
- Following up the recent development, the Ministry of Health changed its strategy on contact tracing; the focus will be on active case investigation activity. The SOP on contact tracing and active case investigation is expected to be shared soon.
- The contact tracing focal person, health officer as well as the field officer attended regular coordination meetings at both national and county level.

Challenges

Lack of coordination among organizations that supported contact tracing is remaining as the main challenge in the hotspot area; for example in Tewor District of Grand Cape Mount County, Red Cross volunteer works was overlapping with UNICEF, Global Community and CDC.

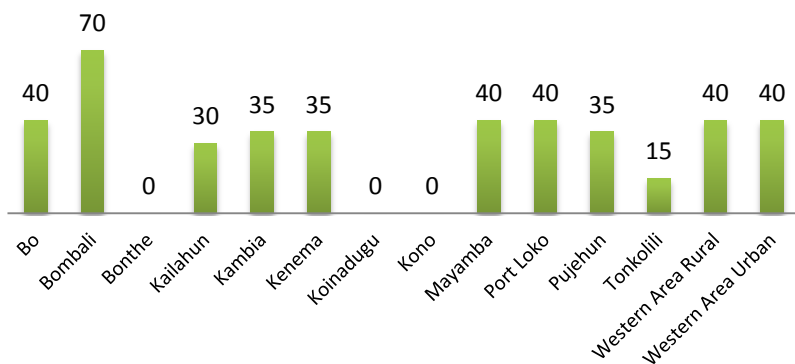
Safe and Dignified Burials and Disinfection of Houses

Teams still remain at 12 burial and 3 disinfection teams pending a scale down base upon final conclusion of discussion between national society and MOH

Sierra Leone

Contact tracing

Nationwide, the contact tracers have followed up a cumulative total of 75,325 EVD contacts and 65,962 had finished their 21 day follow up while 9,227 contacts were still being followed up. 420 RC contact tracing volunteers who are a part of the national surveillance system were active in the reporting period across the country as shown in the graph 3 below.



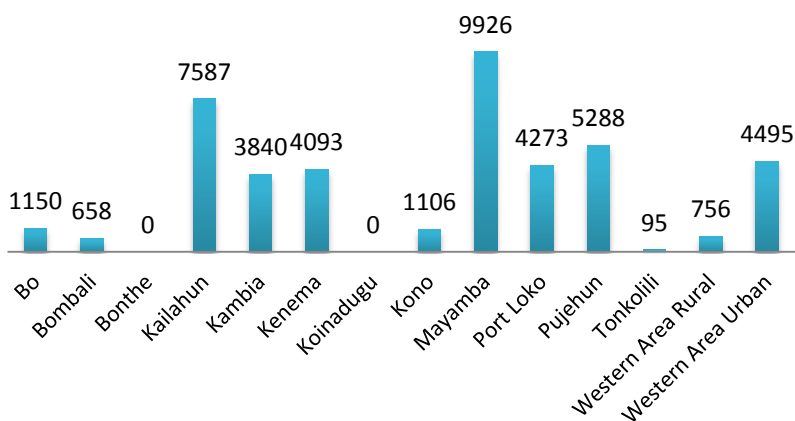
Graph 3: Number of RC contact tracing volunteers active in the reporting period

Challenges

- Poor transport and communication network in some districts makes it difficult for effective surveillance and contact efforts.
- Movement of EVD-suspected people across different administration boundaries hampers effective surveillance.

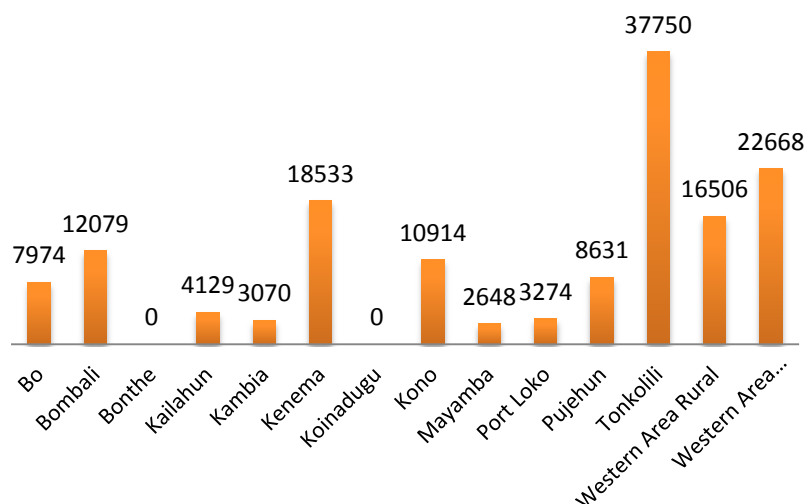
Psychosocial Support

The RC Psycho-social support (PSS) activities target is EVD-affected families, with a special focus on vulnerable groups (women, children, disabled persons, survivors and volunteers). 43,267 people were reached with psychosocial support as shown in the graph 1 below in the reporting period. To date 70,802 people have been reached through the psychosocial support activities including, distribution of survivor’s kit, counselling session for survivors and their families and re-integration of survivors back to their communities.



Graph 1: Number of people reached with Psychosocial support

Red Cross social mobilizers covered key hotspot communities in all the districts in the reporting period reaching 148,146 people through door-to-door community sensitization.



Graph 2: Number of people reached through door-to-door campaigns in the reporting period

As part of mass media, the weekly Red Cross TV show and radio programmes were aired. These programmes have a nationwide reach.

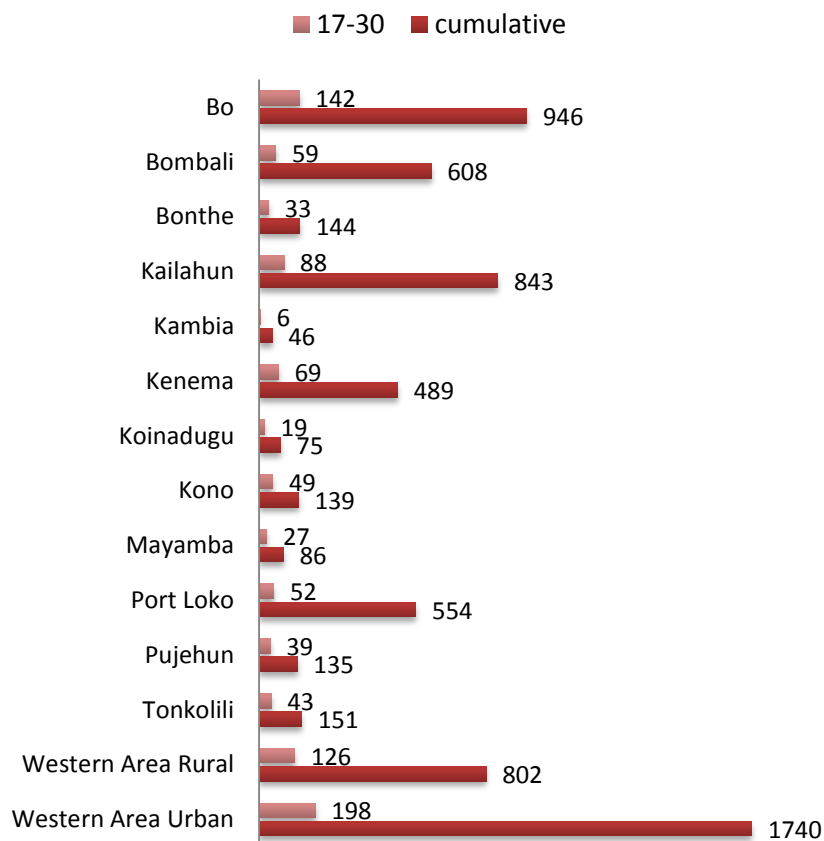
Challenges:

- Inaccessibility of some areas remain a challenge, more vehicles are needed to support volunteers to reach these areas.

Discrimination and stigmatisation against survivors is still widely reported

Safe and Dignified Burials and Disinfections:

There are currently 125 burial teams operational in the country, conducting more than 190 EVD-confirmed or suspected burials/day. The Red Cross has 54 burial teams and the teams conducted a total of 768 burials in the reporting period as shown in Graph 4 below.



Graph 4: Number of burials per district in the reporting period and cumulative

In the reporting period, the burial teams picked up 61% of the bodies for burial from the community, 24% from the community care centres, 13% from Ebola treatment centres and 2% were picked from other locations. This is illustrated in Chart 1 below.

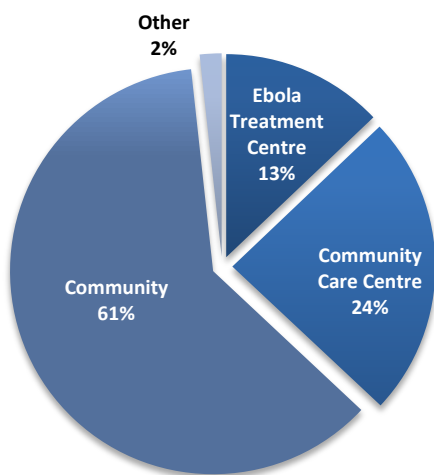


Chart 1: % of bodies collected for safe burials

Challenges

- Swabbers are not fully integrated into burial teams thus creating a negative impact on burial data and decontamination process

Planning

- In liaison with the branch administration, there is need for continuous monitoring of SDB activities to ensure compliance with quality standards and IPC through refresher trainings.

Case Management in Kenema and Kono, IFRC ETC

According to WHO and partners, as the number of Ebola cases declines, there is a need to rethink and scale down the bed capacity. Guidelines have been drafted which will help to rationalize isolation capacity and facilitate recovery of the non-Ebola health system, while ensuring adequate access to Ebola care until the epidemic is over. Recommendations

under discussion include: (1) every district should maintain the capacity to rapidly and safely isolate patients with Ebola until the epidemic is over. (2) Ebola Holding Units should be closed as soon as possible, unless they are needed to maintain district capacity under principal one. (3) Wherever possible, District Health Management Teams (DHMT) should be released from Ebola facilities to accelerate recovery of the non-Ebola health system. (4) IPC standards and clinical quality improvement should be emphasized in Ebola facilities.

New admission	40	653
Current admitted	11	
New deaths	13	270
New discharges	22	307
etc_cfr	32%	41%

Guinea***Social mobilization and beneficiary communication.***

- 14 volunteers have been trained to participate in radio shows as part of social mobilization and beneficiary communications.
- 54 trainers have been trained in social mobilization in Forest Guinea, and will train volunteers in social mobilization
- Production and airing of 9 participatory radio shows
- Airing of TV ads on transmission modes and prevention against Ebola

Challenges

- Security problems linked to continuing resistance hinders volunteer activities
- The large geographic area of certain prefectures makes supervision difficult

Planning

- Planning for the training of social mobilisers at the sub-prefecture level in Forest Guinea has begun.
- Planned training on the production and airing of interactive radio shows for volunteers in Coyah and Kindia
- Training on the beneficiary communications approach for volunteers in Dubréka and Forécariah
- Finalisation and airing of a documentary on community engagement, including testimony from people who have recovered from EVD and the collaboration of communities in safe and dignified burial activities

SDB and disinfections

- An emergency health delegate travelled to Forécariah to provide additional assistance to GRC teams there, in response to a recent outbreak and associated resistance. The teams in Forécariah ensured burials and patient transport, and worked with local authorities and communities to reduce the level of community resistance in the prefecture.
- Reticence continues to be present in several areas of the country, including Lower Guinea and the Forest region, but community acceptance is increasing in some sub-prefectures.
- Training for mobile data collection (Magpi) for SDB teams has begun, and teams have been trained in Lower Guinea and in the Forest region. Teams have begun collecting data on burials.
- New SDB teams continue to be trained across the country, to supplement the existing SDB teams.
- IFRC and GRC are working to supplement the supervision of SDB teams in the Communes of Conakry, where the epidemiological situation has been troubling in recent weeks, with a large number of community deaths outside of known chains of transmission.
- A weekly coordination meeting was initiated by the SDB Pillar Coordinator. Two meetings have been held.

Challenges

- IFRC and GRC are working to improve the security situation in Lower Guinea and in Conakry, where resistance continues to hamper the activities of the GRC SDB teams.

Planning

- Upcoming technical meeting in Mamou, and planning for the country.
- Continued training of additional teams to reinforce the existing volunteers and to bolster coverage in active and newly active prefectures
- Ongoing evaluation of logistics and PPE needs in active prefectures

Contact Tracing and Surveillance:

- # active volunteers undertaking contact tracing is 52
- # volunteers trained in contact tracing this week is 45

Case management

It should be noted that case management is being done bilaterally in Guinea. The French red Cross has a treatment centre in Macenta which has so far admitted 162 patients, and discharged 22.

Case Management	Indicators	Cumulative
French Red Cross ETC in Macenta	Admissions	162
	Discharges	22

Nigeria

In Nigeria, there are 48 volunteers who are working at the airport screening the passengers. There are plans to train more volunteers in 3 states (30 people per state total 90). These are states with international airports. The volunteers will be conducting some preparedness activities such as social mobilisation and education on infection prevention and control at community level. The volunteers in Lagos will be conducting sensitisation activities in the communities to educate people on Ebola especially with the upcoming elections where many people from the region will be coming back to vote.

The volunteers will be targeting markets and other busy places to disseminate information.

Senegal

On 17 October, WHO officially declared Senegal free of Ebola. Senegal remains a high-risk country and strengthening of response capacity and preparedness is vital for early and effective response to potential new cases. IFRC's [Emergency Appeal](#) supports the Senegalese Red Cross to respond to the ongoing Ebola outbreak risk through information and communication, education, awareness raising, social mobilization and regional collaboration. Training activities reached 50 volunteers, 60 teachers, and 23 Red Cross staff. In total, more than 500 volunteers have been active in Ebola response. During the religious Maouloud feast, The Senegalese Red Cross Society has mobilized 510 Red Cross volunteers who reached 235,000 beneficiaries through public awareness activities including 2 caravans, 286 group discussions, 34 hand washing demonstrations, 3 movies. Furthermore, the Red Cross volunteers have distributed 50,000 flyers and 300 leaflets on Ebola

Funding

	GUINEA	LIBERIA	SIERRA LEONE	NIGERIA	SENEGAL	AFRICA coordination and preparedness	Total
	(MDRGN007)	(MDRLR001)	(MDRSL005)	(MDRNG017)	(MDRSN010)	(MDR60002)	
TOTAL AMOUNT SOUGHT:	28,509,039	24,464,985	40,396,719	1,619,444	1,380,962	15,882,441	112,253,590
TOTAL RECEIVED TO DATE:	14,033,023	17,401,194	45,331,925	626,268	182,266	4,207,750	83,716,112
APPEAL COVERAGE TO DATE:	49%	72%	116%	39%	13%	26%	75%

Contact information

For further information please contact:

- **IFRC Africa Zone:** Alasan Senghore, Zone Director, Nairobi; phone +254 (0) 20 2835000; Email: alasan.senghore@ifrc.org
- **IFRC Africa Zone:** Daniel Bolanos, Disaster Management Coordinator for Africa; Nairobi; phone: +254 (0)731 067489; email: Daniel.Bolanos@ifrc.org
- **IFRC Guinea:** Norbert Allale, Ebola Regional Operations Coordinator, Accra, Ghana; Mob Accra: +233545966476; Mob Guinea: +224628345159; Roaming: +221 77 740 62 05; Email: aliou.boly@ifrc.org
- **IFRC Sierra Leone:** Moulaye Camara, Country Representative, Freetown; Tel.: +232 (0) 792 367 95; E-mail: moulaye.camara@ifrc.org
- **IFRC Liberia:** Mesfin Abay, Country Representative; Phone: +231 880 528 771; Email: mesfin.abay@ifrc.org
- **IFRC Liberia:** Peter Schleicher, Ebola Operation Manager, Monrovia, Phone: +231 770403374; Email: peter.schleicher@ifrc.org
- **IFRC Nigeria:** Samuel Matoka, Ebola Operation Manager; Lagos; Phone: +234 817 3333 212; Email: Samuel.matoka@ifrc.org
- **IFRC Senegal:** Aissa Fall, Regional Health Manager, Dakar; Email: Aissa.Fall@ifrc.org
- **IFRC Geneva:** Cristina Estrada, Senior Officer Operations Quality Assurance; phone: +41.22.730.4260; email: cristina.estrada@ifrc.org
- **IFRC Zone Logistics Unit (ZLU):** Rishi Ramrakha, Head of zone logistics unit; Tel: +254 733 888 022/ Fax +254 20 271 2777; email: rishi.ramrakha@ifrc.org

For Resource Mobilization and Pledges:

- **IFRC Africa Zone:** Martine Zoethoutmaar, Resource Mobilization Coordinator; phone: +251 930034013; email: martine.zoethoutmaar@ifrc.org . Please send all pledges for funding to zonerm.africa@ifrc.org

For Performance and Accountability (planning, monitoring, evaluation and reporting):

- **IFRC Africa Zone:** Robert Ondrusek, PMER Coordinator; Nairobi; phone: +254 731 067277; email: robert.ondrusek@ifrc.org

How we work

All IFRC assistance seeks to adhere to the Code of Conduct for the International Red Cross and Red Crescent Movement and Non-Governmental Organizations (NGOs) in Disaster Relief and the Humanitarian Charter and Minimum Standards in Disaster Response (Sphere) in delivering assistance to the most vulnerable.

The IFRC's vision is to inspire, encourage, facilitate and promote at all times all forms of humanitarian activities by National Societies, with a view to preventing and alleviating human suffering, and thereby contributing to the maintenance and promotion of human dignity and peace in the world.

www.ifrc.org
Saving lives, changing minds.



The IFRC's work is guided by Strategy 2020 which puts forward three strategic aims:

1. Save lives, protect livelihoods, and strengthen recovery from disaster and crises.
2. Enable healthy and safe living.
3. Promote social inclusion and a culture of non-violence and peace.

Donor response

Ebola Emergency Appeals Consolidation, by Appeal

TIMEFRAME: 2014-2015

Refreshed on 09-Jan-2015 at 08:41

TOTAL AMOUNT SOUGHT	99,264,816
TOTAL RECEIVED TO DATE	82,470,918
APPEAL COVERAGE TO DATE	83%

	MDR60002	MDRGN007	MDRLR001	MDRNG017	MDRSL005	MDRSN010	Total
	Africa	Guinea	Liberia	Nigeria	Sierra Leone	Senegal	CHF
BUDGET	2,893,667	28,509,039	24,464,985	1,619,444	40,396,719	1,380,962	99,264,816
FUNDING							
<u>Opening Balance</u>							
Income							
American Red Cross		1,400,883	451,884		497,548		2,350,316
Australian Government				50,441			50,441
Australian Red Cross	58,072		81,647				139,719
Austrian Red Cross (from Austrian Government)		582,579	582,579				1,165,159
Belgian Federal Government			2,407,190				2,407,190
Bill & Melinda Gates Foundation		909,770	909,770		1,053,418		2,872,958
British Red Cross	151,378	23,787	129,468		452,707	75,314	832,654
British Red Cross (from British Government)			298,311		19,880,195		20,178,506
British Red Cross (from Children's Investment Fund Foundation)			2,375,671		1,649,459		4,025,130
China Red Cross, Hong Kong branch			75,353				75,353
Czech Government					130,033		130,033
Danish Red Cross	50,000						50,000
Danish Red Cross (from Danish Government)		77,557					77,557
European Commission - DG ECHO	842,028	2,050,115	1,301,676	120,241	1,100,459		5,414,518
Finnish Red Cross		73,261	55,966		14,663		143,889
Finnish Red Cross (from Finnish Government)	144,259		288,815		267,239		700,313
French Red Cross		14,835					14,835
French Red Cross (from Total)			200,249		200,249		400,497
German Red Cross					19,010		19,010
Icelandic Red Cross	160,000				714,155		874,155
Icelandic Red Cross (from Icelandic Government)					195,600		195,600
Irish Red Cross Society	36,101						36,101
Israel - Private Donors	9,653						9,653
Italian Government Bilateral Emergency Fund (from Italian Government)					1,203,910		1,203,910



	MDR60002	MDRGN007	MDRLR001	MDRNG017	MDRSL005	MDRSN010	Total
	Africa	Guinea	Liberia	Nigeria	Sierra Leone	Senegal	CHF
BUDGET	2,893,667	28,509,039	24,464,985	1,619,444	40,396,719	1,380,962	99,264,816
FUNDING							
Opening Balance							
Income							
Japanese Government		1,132,525	1,128,097		1,008,869		3,269,491
Japanese Red Cross Society	87,579	87,934	87,817	53,400	87,854	45,600	450,183
KPMG International Cooperative(KPMG-I)		32,348	32,349		32,348		97,044
Luxembourg - Private Donors	2,824						2,824
Monaco Government	24,030						24,030
Norwegian Red Cross			51,244		42,728		93,972
On Line donations	88,607						88,607
Portuguese Red Cross		1,804					1,804
Qatar Red Crescent Society	9,501						9,501
Red Crescent Society of Islamic Republic of Iran		25,000			10,000		35,000
Red Cross of Monaco		18,213	12,142	18,096	18,097		66,548
Shell				61,599			61,599
Sime Darby Berhad			143,965				143,965
Spanish Government	841,043		1,802,235		4,325,363		6,968,641
Spanish Red Cross					294,963		294,963
Swedish Red Cross		1,021,899	1,102,777		508,219		2,632,895
Swiss Government		800,000			1,700,000		2,500,000
Swiss Red Cross					308,312		308,312
Swiss Red Cross (from Swiss Government)			1,000,000				1,000,000
Switzerland - Private Donors	572						572
Taiwan Red Cross Organisation		26,415					26,415
The Canadian Red Cross Society	83,983				4,127		88,110
The Canadian Red Cross Society (from Canadian Government)	425,954	1,781,343	901,290	58,969	894,349	46,250	4,108,154
The Netherlands Red Cross		829,604	203,218		42		1,032,863
The Netherlands Red Cross (from Netherlands Government)	965,448	723,726	723,726	241,651	1,206,285		3,860,836
The Netherlands Red Cross (from Netherlands Red Cross Silent Emergency Fund)		48,840			51,875		100,715
The Republic of Korea National Red Cross		30,000		30,000			60,000
Tullow Guinea Limited		181,376					181,376
UNICEF - United Nations Children's Fund	48,725						48,725

	MDR60002	MDRGN007	MDRLR001	MDRNG017	MDRSL005	MDRSN010	Total
	Africa	Guinea	Liberia	Nigeria	Sierra Leone	Senegal	CHF
BUDGET	2,893,667	28,509,039	24,464,985	1,619,444	40,396,719	1,380,962	99,264,816
FUNDING							
<u>Opening Balance</u>							
Income							
United States Government - USAID		2,014,009	1,007,230		7,050,609		10,071,848
World Cocoa Foundation	66,395	181,163					247,558
Cash contributions	4,096,149	14,068,986	17,354,668	634,397	44,922,684	167,164	81,244,048
British Red Cross		100	100		100		300
Finnish Red Cross					162,531		162,531
German Red Cross					335,091		335,091
Spanish Red Cross					4,050		4,050
Swiss Red Cross					127,872		127,872
The Netherlands Red Cross		30,078	11,790		140,392		182,260
Inkind Goods & Transport		30,178	11,890		770,037		812,104
Australian Red Cross			17,905				17,905
British Red Cross			45,845				45,845
British Red Cross (from British Government)					54,375		54,375
Danish Red Cross			185,186				185,186
Finnish Red Cross	21,245		26,700				47,945
French Red Cross		12,450					12,450
Irish Red Cross Society			5,035				5,035
Swiss Red Cross					32,806		32,806
The Canadian Red Cross Society	6,230	22,800					29,030
Inkind Personnel	27,475	35,250	280,672		87,181		430,578
Shell				-3,080			-3,080
Sime Darby Berhad			-3,664				-3,664
Tullow Guinea Limited		-9,069					-9,069
Other Income		-9,069	-3,664	-3,080			-15,812

	MDR60002	MDRGN007	MDRLR001	MDRNG017	MDRSL005	MDRSN010	Total
	Africa	Guinea	Liberia	Nigeria	Sierra Leone	Senegal	CHF
BUDGET	2,893,667	28,509,039	24,464,985	1,619,444	40,396,719	1,380,962	99,264,816
FUNDING							
<u>Opening Balance</u>							
<u>Income</u>							
Total Income	4,123,625	14,125,345	17,643,567	631,317	45,779,901	167,164	82,470,918
TOTAL FUNDING	4,123,625	14,125,345	17,643,567	631,317	45,779,901	167,164	82,470,918
COVERAGE	100%	50%	72%	39%	100%	12%	83%

ADDITIONAL CONTRIBUTIONS TO THE OPERATION (based on information Logistics received from partners)

	MDR60002	MDRGN007	MDRLR001	MDRNG017	MDRSL005	MDRSN010	Total
	Africa	Guinea	Liberia	Nigeria	Sierra Leone	Senegal	CHF
<u>Bilateral Contributions</u>							
British Red Cross					3,123		3,123
Danish Red Cross					105,109		105,109
Finnish Red Cross					126,311		126,311
French Red Cross		20,000					20,000
Norwegian Red Cross					335		335
Spanish Red Cross					563,590		563,590
Swiss Red Cross		39,500					39,500
The Canadian Red Cross Society					2,939,020		2,939,020
Total Bilateral Contributions		59,500			3,737,488		3,796,988

AFRICA EBOLA 2014

At a glance

EMERGENCY APPEALS

Appeal Code	Appeal Name	Appeal Timeframe		Budget	Funding	Coverage	Gap	Income	DREF	Expenditure	Balance	Commitments	Exp/Bud
MDR60002	Africa - Ebola Coordination and prep	19-Aug-14	31-Dec-15	15,882,441	4,207,750	26%	11,674,691	4,189,849		1,616,075	2,573,775	1,288,056	10%
MDRGN007	Guinea - Ebola Virus Disease	26-Mar-14	30-Jun-15	28,509,039	14,033,023	49%	14,476,016	14,002,945	0	5,346,591	8,656,354	2,441,824	19%
MDRLR001	Liberia - EVD Outbreak	09-Apr-14	30-Jun-15	24,464,985	17,401,194	71%	7,063,791	17,230,594	0	4,482,852	12,747,742	589,811	18%
MDRNG017	Nigeria - Ebola Virus Disease	08-Aug-14	31-May-15	1,619,444	626,268	39%	993,176	626,268	0	526,217	100,051	43,363	32%
MDRSL005	Sierra Leone - Ebola Virus Disease	06-Apr-14	15-Jun-15	40,396,719	45,331,925	112%	-4,935,206	45,213,339	0	14,783,370	30,429,969	7,551,593	37%
MDRSN010	Senegal - Ebola Virus Disease	08-Sep-14	28-Feb-15	1,380,962	182,266	13%	1,198,696	182,266	253,515	350,686	85,095	700	25%
TOTAL EMERGENCY APPEALS				112,253,590	81,782,427	73%	30,471,163	81,445,262	253,515	27,105,792	54,592,985	11,915,348	24%

DREF OPERATIONS

Appeal Code	Appeal Name	Appeal Timeframe		Budget	Funding	Coverage	Gap	Income	DREF	Expenditure	Balance	Commitments	Exp/Bud
MDR42002	Americas - Ebola Preparedness	21-Oct-14	21-Jan-15	100,000	0	N/A	0	0	100,000	74,812	25,188		75%
MDRBJ014	Benin - Ebola Virus Disease	27-Aug-14	27-Nov-14	50,204	0	N/A	0	0	50,204	13,326	36,878		27%
MDRCD015	Democratic Republic of Congo - Ebola	29-Aug-14	29-Nov-14	256,399	0	N/A	0	0	256,399	249,397	7,002		97%
MDRCF018	Central African Rep - Ebola Virus Di	29-Aug-14	29-Dec-14	48,697	0	N/A	0	0	48,697	34,063	14,634		70%
MDRCI006	Côte d'Ivoire - Ebola Preparedness	18-Apr-14	18-Jul-14	60,950	0	N/A	0	0	59,919.04	59,919	0		98%
MDRCM019	Cameroon - Ebola Virus Disease	24-Aug-14	25-Jan-15	49,922	0	N/A	0	0	49,922	23,791	26,131		48%
MDRET014	Ethiopia - Ebola Virus Preparedness	29-Oct-14	29-Mar-15	46,641	0	N/A	0	0	46,641	21,294	25,347		46%
MDRGM009	Gambia - Ebola Virus Disease Prepare	15-Sep-14	30-Jan-15	46,856	0	N/A	0	0	46,856	36,805	10,051		79%
MDRGW002	Guinea Bissau - Ebola Virus Prepared	08-Oct-14	08-Jan-15	49,168	0	N/A	0	0	49,168	33,602	15,566		68%
MDRKE031	Kenya - Ebola Virus Disease Prepared	23-Sep-14	23-Dec-14	59,127	0	N/A	0	0	59,127	53,802	5,325		91%
MDRML010	Mali - Ebola Preparedness	18-Apr-14	31-Aug-14	57,715	0	N/A	0	0	50,131.66	50,132	0		87%
MDRSN009	Senegal - Ebola Virus Disease	11-Apr-14	24-Aug-14	54,848	0	N/A	0	0	53,627.34	53,627	0		98%
MDRTD013	Chad - Ebola Virus Disease Preparedn	12-Sep-14	12-Dec-14	54,766	0	N/A	0	0	54,766	25,698	29,068		47%
MDRTG005	Togo - Ebola Virus Disease	27-Aug-14	27-Nov-14	49,530	0	N/A	0	0	49,530	38,219	11,311		77%
TOTAL DREF OPERATIONS				984,823	0	N/A	0	0	974,988	768,486	206,502		78%

Guinea Ebola Medical Centres

28 January 2015


REGION	PREFECTURE	SUB-PREFECTURE	LOCALITE	TYPE	STATUS
Conakry			Conakry CTE	CTE	Open
Coya			Coyah CTE	CTE	Open
Guéckédou			Guéckédou CTE	CTE	Open
Macenta			Macenta CTE	CTE	Open
N'zerekore			N'zerekore CTE	CTE	Open
Beyla			Beyla CTE	CTE	Planned
Kérouané			Kérouané CTE	CTE	Planned
Kankan			Kankan CTE	CTE	Planned

REGION	PREFECTURE	SUB-PREFECTURE	LOCALITE	TYPE	STATUS
Kérouané			Kérouané CdT	CdT	Open
Forécariah			Forécariah CdT	CdT	Open
Siguiiri			Siguiiri CdT	CdT	Open

REGION	PREFECTURE	SUB-PREFECTURE	LOCALITE	TYPE	STATUS
Boké	Boffa	Tougnifily	Koba	CTComm	Planned
Boké	Boké	Kamsar	Kamsar Centre	CTComm	Planned
Boké	Gaoual	Foulamory	Foulamory Centre	CTComm	Planned
Boké	Koundara	Sambailo	Mbailo	CTComm	Planned
Faranah	Dinguiraye	Diatifere	Diatifere Centre	CTComm	Planned
Faranah	Faranah	Banian	Banian I Centre	CTComm	Planned
Faranah	Faranah	Hérémakono	Heremakono I Centre	CTComm	Planned
Faranah	Faranah	Kobikoro	Kobikörö Centre	CTComm	Planned
Faranah	Faranah	Marella	Marella Centre I	CTComm	Planned
Faranah	Faranah	Sandénia	Sandénia Centre	CTComm	Planned
Faranah	Faranah	Songoyah	Songoya Centre	CTComm	Planned
Faranah	Kissidougou	C.U	Korodou 1 Centre	CTComm	Open
Kankan	Kankan	Boula	Boula centre	CTComm	Planned
Kankan	Kérouané	Damaro	Damaro Centre	CTComm	Planned
Kankan	Kérouané	Sibiribaro	Sibiribaro Centre	CTComm	Planned
Kankan	Kérouané	Banankoro	Banankoro 1 Centre	CTComm	Planned
Kankan	Kouroussa	Banfele	Banfele centre	CTComm	Open
Kankan	Mandiana	Balandougouba	Balandougouba li Centre	CTComm	Planned
Kankan	Mandiana	Dialakoro	Alpha Yaya Centre	CTComm	Planned
Kankan	Mandiana	Saladou	Saladou Centre	CTComm	Planned
Kankan	Siguiiri	Doko	Doko Centre	CTComm	Planned
Kankan	Siguiiri	Doko	Kouremale Centre	CTComm	Open
Kankan	Mandiana	Niantanina	Niantanina1 Centre	CTComm	Planned
Kindia	Forécariah	Benty	Benty Centre	CTComm	Planned
Kindia	Forécariah	Farmoriah	Farmoriah centre	CTComm	Planned
Kindia	Forécariah	Farmoriah	Pamelap centre	CTComm	Planned
Kindia	Forécariah	Kaback	Yetia	CTComm	Planned
Kindia	Forécariah	Maferenyah	Maferinyah Centre2	CTComm	Planned
Kindia	Forécariah	Maferenyah	Kakofa	CTComm	Planned
Kindia	Forécariah	Moussayah	Moussayah	CTComm	Planned
Kindia	Forécariah	Sikhourou	Sikhourou_Centre	CTComm	Planned
Kindia	Kindia	Molota	Molota 1	CTComm	Planned
Kindia	Kindia	Friguiagbe	Friguiagbe 1	CTComm	Open
Labé	Koubia	Pilimini	Gadha Guengou	CTComm	Planned
Labé	Mali	Balaki	Balaki Centre	CTComm	Planned
Labé	Mali	Lebekere	Lebekere Centre	CTComm	Planned
labé	Tougué	Fello Koundoua	Fello Koundoua Centre	CTComm	Planned
Mamou	Mamou	Koukouré	Koukoure Centre	CTComm	Planned
Mamou	Mamou	Ouré Kaba	Oure Kaba Centre	CTComm	Planned
Mamou	Mamou	Saramoussaya	Soya	CTComm	Planned
N'Zérékoré	Beyla	Sinko	Sinko Centre	CTComm	Planned
N'Zérékoré	Guéckédou	Nongoa	Nongoa Centre	CTComm	Planned
N'Zérékoré	Guéckédou	Ouende Kenema	Owet Djiba Centre	CTComm	Planned
N'Zérékoré	Lola	Bossou	Bossou Centre	CTComm	Planned
N'Zérékoré	Lola	Foumbadou	Foumbadou I Centre	CTComm	Planned
N'Zérékoré	Macenta	N'Zébela	N'Zébela Centre	CTComm	Planned
N'Zérékoré	Macenta	Daro	Badiaro Centre	CTComm	Planned
N'Zérékoré	Macenta	Daro	Sengbedou	CTComm	Planned
N'Zérékoré	Macenta	Balizia	Balizia centre	CTComm	Planned
N'Zérékoré	Macenta	Binikala	Boezia	CTComm	Planned
N'Zérékoré	Macenta	Bofossou	Bofossou_Centre	CTComm	Open
N'Zérékoré	Macenta	Kouankan	Matouradou	CTComm	Planned
N'Zérékoré	Macenta	Koyamah	Koyamah1_Centre	CTComm	Planned
N'Zérékoré	Macenta	Orémai	Orémai Centre	CTComm	Planned
N'Zérékoré	Macenta	Panziazou	Panziazou Centre	CTComm	Planned
N'Zérékoré	Macenta	Sérédou	Seredou I Centre	CTComm	Planned
N'Zérékoré	Macenta	Vasseredou	Vasseredou Centre	CTComm	Planned
N'Zérékoré	Macenta	Watanka	Watanka Centre	CTComm	Planned
N'Zérékoré	Macenta	Fassankoni	Zenie	CTComm	Planned
N'Zérékoré	N'Zérékoré	Yalenzou	Yalenzou Centre	CTComm	Planned
N'Zérékoré	N'Zérékoré	Koropara	Koropara Centre	CTComm	Open
N'Zérékoré	Yomou	Diecke	Diecke I Centre	CTComm	Planned

Sources: OCHA, UNICEF, UNMEER, FICR et Organisation Mondiale de la Sante, GADM

Information is subject to change as more data becomes available

 International Federation of Red Cross and Red Crescent Societies

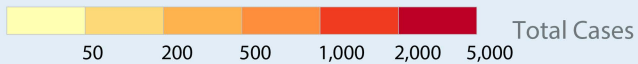
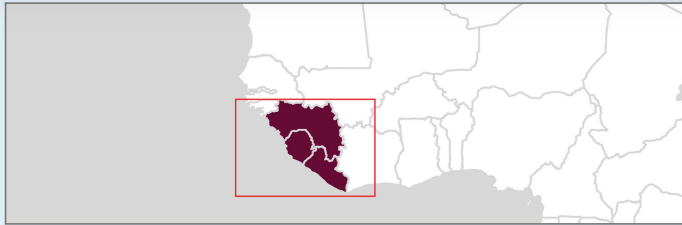
Produced by SIMS. Supported by the American and British Red Cross.

Glide # EP-2014-000039-GIN/LBR/SLE

West Africa Ebola Outbreak

Cumulative Cases

02 February 2015



□ No cases in previous 21 days

Country	Cases	Deaths	TOTAL
Guinea	2,975	1,944	Cases 22,057
Liberia	8,745	3,746	Deaths 8,795
Sierra Leone	10,740	3,276	

Country-level and total cases/deaths sourced from WHO SitRep Feb 04

Map distribution date: 29 January 2015

New cases and deaths include "Probable/Suspected" and "Confirmed"

Sources: GADM, Natural Earth, STEWARD Project, Africa Albers Equal Area Conic Projection, WGS 1984; Guinea - Organisation mondiale de la Sante; Liberia - Ministry of Health and Social Welfare; Sierra Leone - Ministry of Health and Sanitation

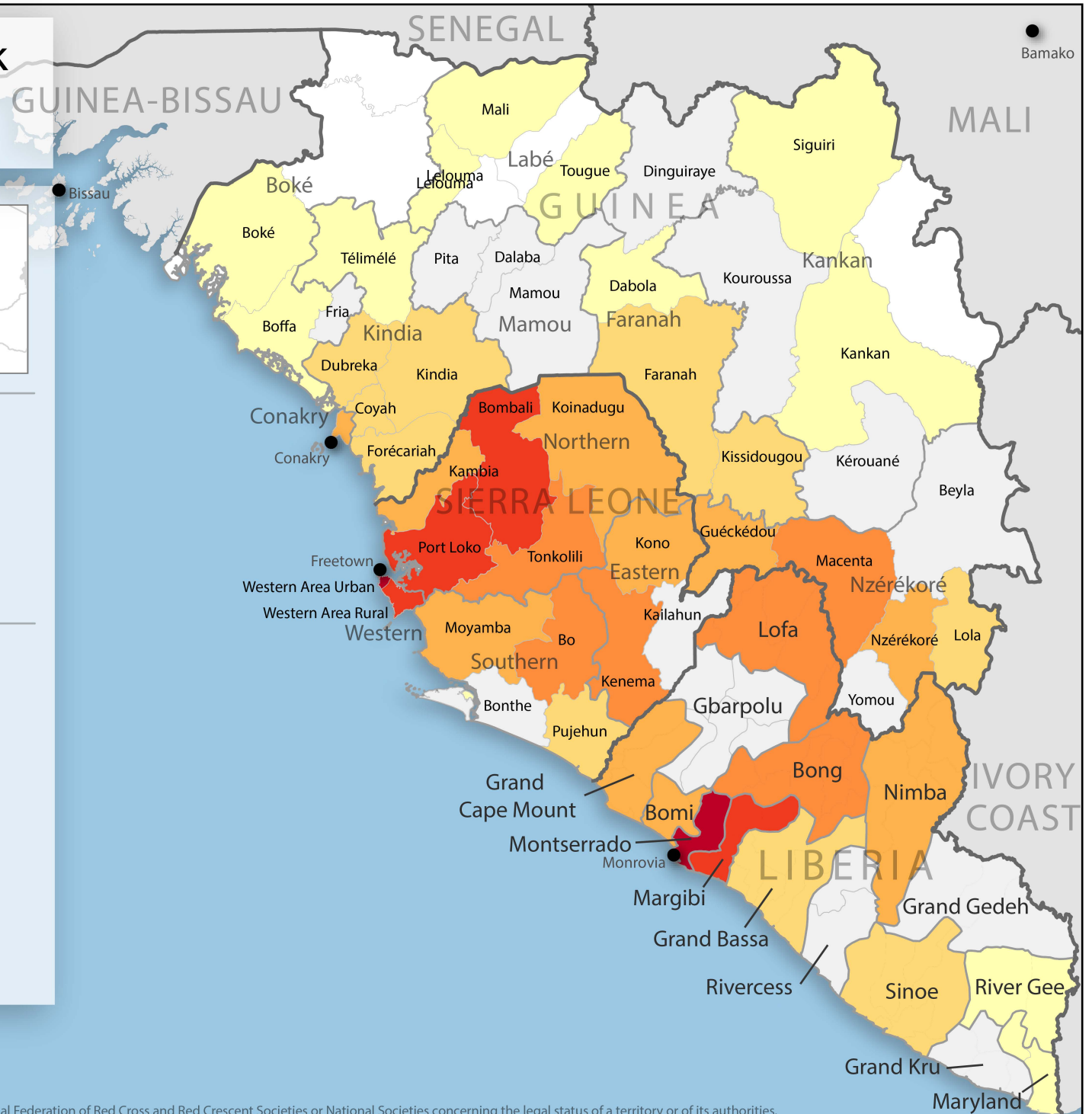
Information is subject to revision as more data becomes available.

GLIDE #: EP-2014-000039-GIN/LBR/SLE



International Federation of Red Cross and Red Crescent Societies

Produced by SIMS, Supported by the American Red Cross and the British Red Cross



The maps used do not imply the expression of any opinion on the part of the International Federation of Red Cross and Red Crescent Societies or National Societies concerning the legal status of a territory or of its authorities.