

# Emergency Appeal Operation Update

## Ebola Virus Disease Emergency Appeals (Liberia, Sierra Leone, Guinea, Nigeria, Senegal and Africa Coordination)

### 20 February, 2015 - Combined Ebola Operations Update N° 16<sup>1</sup>

#### Summary

IFRC's [Ebola strategic framework](#) is organised around 5 outcomes:

- The epidemic is stopped
- National Societies have better Ebola preparedness and stronger long term capacities
- IFRC operations are well coordinated
- Safe and Dignified Burials (SDB) are effectively carried out by all actors
- Recovery of community life and livelihoods

Five emergency appeals were launched to combat Ebola Virus Disease (EVD) outbreaks in Guinea, Liberia, Sierra Leone, Nigeria and Senegal. In helping stop the epidemic, the appeal operations employ a 5 pillar approach comprising:

(1) Beneficiary Communication and Social Mobilization; (2) Contact Tracing and Surveillance; (3) Psychosocial Support; (4) Case Management; and (5) Safe and Dignified Burials (SDB) and Disinfection.



Edward Sonii sings with children in a remote village in Grand Cape Mount. Music is a key element of the Liberian Red Cross' beneficiary communication / social mobilization activities. Since the onset of the Ebola outbreak, Liberian Red Cross have been active in community engagement and social mobilization, in an effort to reduce transmission of the virus and stigma against survivors.

Smaller preparedness and response operations were financed the IFRC Disaster Response Emergency Fund (DREF) in Mali, Cote d'Ivoire, Cameroon, Togo, Benin, Central African Republic, Chad, Gambia, Kenya, Guinea Bissau and Ethiopia. In total, 16 countries in Africa have launched emergency operations relating to this outbreak.<sup>2</sup>

Despite ongoing and extensive community engagement, as well as improvements in case management and burial practices, the current reporting period saw the total number of new Ebola cases rise for the second consecutive week. The sharp increase in incidence in Guinea, continuing widespread transmission in Sierra Leone, and stable rates of infection in Liberia underscores the considerable challenges that remain in getting to zero (zero new infections, zero transmissions) across the region.

Following a steep decline in the number of new cases in **Sierra Leone** from December until the end of January, the incidence of Ebola has now stabilised. Transmission remains widespread throughout the

<sup>1</sup> A single combined operations update is produced for the 5 Ebola operations on a fortnightly basis

<sup>2</sup> An operation in Democratic Republic of Congo was launched to combat the separate Ebola outbreak that is not part of the West Africa outbreak.

country; however transmission is occurring most intensely in the west of the country. The total number of people who are recorded to have survived Ebola and been discharged from treatment facilities is 2,292.

The Government of Sierra Leone has announced that it will reopen the country's 8,000 schools on 30 March 2015, after a seven-month shutdown. These closures, which were designed to limit the spread of Ebola, left 1.8 million children out of school.

After several weeks of decreasing case numbers in **Guinea**, the past two weeks saw a sharp increase. In the first two weeks of February, Guinea has seen almost as many cases as was recorded in the month of January. Conakry and Forécariah Prefectures recorded the highest number of cases over this period. IFRC and GRC joint mobile teams were deployed to various locations across Lower Guinea to address the increase in cases and deaths, and to liaise with local authorities to address and improve the security situation.

A number of concerning security incidents occurred during this reporting period, including one on 8 February 2015 in Forécariah, where a Safe and Dignified Burial Team was attacked by resistant community members. Two members of the team were injured. The IFRC and GRC provided medical care and psychosocial support to the volunteers and continue to ensure that they are taken care of.

Recent rumours claiming the GRC is spraying Guinean schools to infect children with Ebola prompted suspicious community members to threaten the GRC Headquarters. IFRC and GRC worked together to evacuate the building immediately. Following discussions with Movement Partners, the IFRC and GRC decided to remove logos from all vehicles and signs within the Conakry Region for one week, or until the security conditions improve. The IFRC and GRC maintain close communication with the National Ebola Coordination Cell and the associated security units.

The IFRC and GRC have scaled up an extensive communications campaign to address the false rumours and to improve the population's trust in the activities carried out by Red Cross volunteers across the country.

The epidemiological situation in **Liberia** is fluctuating but stable. Many of the new cases have been identified outside of contact tracing lists, which is of serious concern and emphasises the need for all stakeholders, including LNRCS/IFRC, to continue to strengthen social mobilization and surveillance activities. Several counties have not reported any suspected cases for a number of weeks, which may be a promising development, or signify possible reporting issues, with cases going undetected or unreported.

Many schools reopened on 16 February 2015. Teachers have been trained to implement and monitor new school Ebola safety protocols, with temporary hand washing facilities installed, and soap, chlorine and other equipment distributed.

## Operation Updates

Despite progress made in significantly slowing down the epidemic, priority still remains on stopping the epidemic. Latest available cumulative data are provided below for 11 situation and programme indicators.

|   | Operational Countries and Appeals |            |              |            |            |           |
|---|-----------------------------------|------------|--------------|------------|------------|-----------|
|   | GUINEA                            | LIBERIA    | SIERRA LEONE | NIGERIA    | SENEGAL    | TOTAL     |
|   | (MDRGN007)                        | (MDRLR001) | (MDRSL005)   | (MDRNG017) | (MDRSN010) |           |
| Cumulative Cases  | 3,101                             | 8,951      | 11,050       | 21         | 1          | 23,124    |
| Cumulative Health Care Worker Deaths                    | 100                               | 179        | 222          | 5          | 0          | 506       |
| Cumulative Deaths                                       | 2,052                             | 3,888      | 3,384        | 8          | 0          | 9,332     |
| Fatality rate   | 66%                               | 43%        | 31%          | 38%        | 0%         | 40%       |
| Safe and Dignified Burials(SDB) conducted by NS         | 2,564                             | 3,428      | 7,598        | 0          | 0          | 13,590    |
| Trained RC volunteers currently active in Ebola         | 699                               | 1,628      | 1,757        | 48         | 510        | 4,642     |
| Contacts traced by NS                                   | 9,944*                            | 7,792      | 79,377       | 891        | 75         | 98,079    |
| Houses disinfected by NS                                | 18,496                            | 2,546      | 6,172        | 14         | 0          | 27,228    |
| People reached through face to face social mobilization | 1,144,504                         | 1,531,969  | 1,488,115    | 1,043,565  | 322,540    | 5,530,693 |
| People reached through Psychosocial support             | 2,994                             | 1,919**    | 123,077      | 777        |            | 128,767   |
| People treated by NS (Kenema, Kono)                     | N/A                               | N/A        | 695          | N/A        | N/A        | 695       |

NA= Not applicable - Treatment currently supported by appeals only in Sierra Leone

Source: Ministries of Health Sitreps (Guinea, Liberia, Sierra Leone, Nigeria, Senegal), WHO data

\*Data for this reporting period not available.

\*\*Includes individual PSS sessions only. Eighty three group PSS sessions were also conducted. Number of people in attendance not available.

## Liberia

### Social Mobilization and Beneficiary Communication

A total of 1,166 Red Cross volunteers from ten counties continued to conduct social mobilization and community education sessions, focusing on topics ranging from anti-stigma and discrimination, to Ebola prevention and protection. Volunteers have been responding to changing patterns of transmission, with activities being scaled down in areas that have recorded no new cases for 21 days, while activities have been scaled up in new target communities.

From 2 – 6 February 2015, the Ministry of Health rolled out a second round of Periodic Intensification of Routine Immunization (PIRI) in 15 counties. In order to support the initiative, two LNRCS chapters conducted social mobilization campaigns to encourage caregivers to bring young children (under five years) to the nearest health clinic or outreach team. The Montserrado Chapter mobilized a total of 300 volunteers to cover five communities in Montserrado County. Grand Cape Mount Chapter mobilized a total of 34 volunteers to cover sixteen communities of Tewor District.

### Highlights

- Outreach was conducted in 11 towns in Grand Cape Mount, which reached 712 people.
- Radio programmes have covered topics, including: The Recovery Phase for EVD—what do you want the LNRCS to do in recovery?; The Recovery Phase for EVD—what are the dos and don'ts for Liberians in the recovery phase. A total of 379 listeners called in across all counties.
- There are now nine Beneficiary Communications staff in the field.
- A WASH assessment was conducted in seven Ebola-affected communities in Grand Cape Mount.
- Training was conducted by the Grand Bassa Chapter in collaboration with the Ministry of Education for 39 schools. Eighty-four school administrators including teachers, principals and heads of the PTA participated in the training, which incorporated Ebola social mobilization and education activities and had a strong emphasis on the National School Safety Protocol. At the same time, hand washing buckets with faucets were distributed to community members, who were also educated on how to prepare hand washing chlorinated solution in their home.
- Ebola prevention materials were distributed to 48 schools in Grand Gedeh District.
- LNRCS, IFRC and ICRC launched an anti-stigma song, and held a joint press conference with 30 journalists. CDs have been distributed to radio networks and Beneficiary Communications volunteers in Grand Cape Mount, Gbarpolu and Bomi, with further distribution planned in the coming weeks.

### ***Psychosocial Support***

#### Highlights

- PSS volunteers and a PSS counsellor visited five families in Bong District, while group and one-on-one PSS sessions were held with 10 survivors in Margibi District, and 13 survivors in Grand Bassa.
- A PSS team conducted PSS sessions at community club meetings in Bong District, which were attended by 126 people.

### ***Safe and Dignified Burials and Disinfection of Houses***

There are currently 12 safe burial teams and three decontamination teams operating across the country, who conducted 148 safe burials in the reporting period, in addition to disinfecting 115 houses.

#### Challenges

- Families are requesting SDB teams to store bodies and return them if test results are negative, which is allowed by the Ministry of Health.

#### Planning

- Refresher training for SDB teams is planned for the first week in March 2015.

### ***Contact Tracing and Surveillance***

In response to the stabilising rate of infection, a number of Liberian National Red Cross Society (LNRCS) chapters, excluding Grand Cape Mount, have begun to scale down volunteer activity in contact tracing. During the reporting period, Grand Cape Mount mobilised 34 contact tracers to monitor seven contacts. One death was reported in Garwala District and contacts are now under observation. LNRCS volunteers have been working with religious and traditional leaders to conduct surveillance in nine communities.

### ***Case Management***

#### **Community-Based Household Protection:**

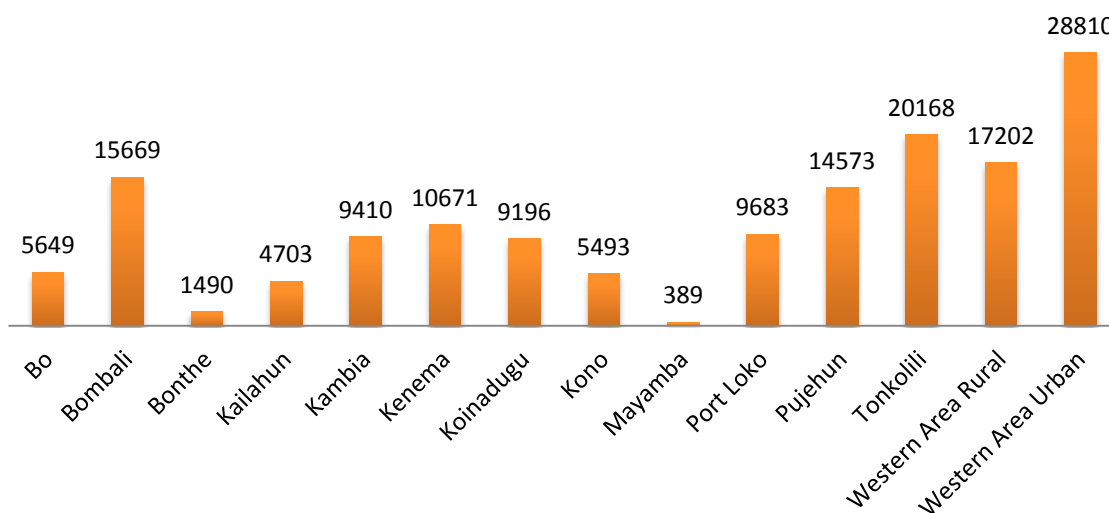
The EVD Team is planning a review of community-based protection to determine the effectiveness of Community-Based Household Protection Kits in minimising transmission of Ebola at the household level and stabilising suspected cases before transfer to specialised care. The assessment will be conducted in 15 counties where kits were distributed and caregivers trained on the use of the kits at household level. Approximately 25 kits have been utilised on suspected cases since the programme commenced. The assessment will adopt both qualitative and quantitative data collection methods, and will incorporate case studies in order to document best practices and lessons learned.

## Sierra Leone

### **Social Mobilization and Beneficiary Communications**

Social mobilization continued throughout the country, with 60 additional volunteers trained in the reporting period. A total of 153,113 people were reached through face-to-face social mobilization activities, including focus group discussions and house-to-house campaigns (see Graph 2).

As part of mass media, the weekly Red Cross television show and radio programmes were aired. These programmes have a nationwide reach.



**Graph 2: Number of people reached in each district through face-to-face social mobilization activities in the reporting period**

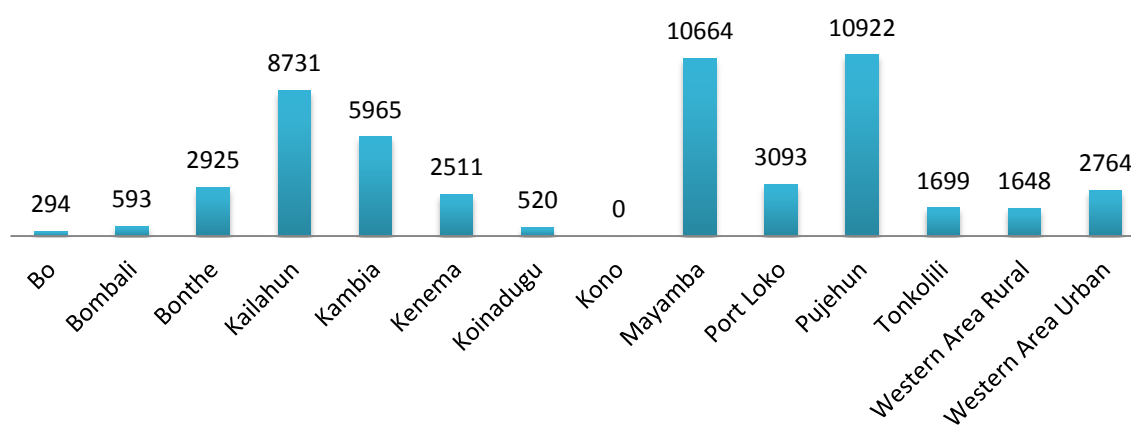
### Challenges:

- Inaccessibility of some areas remains a challenge, and more vehicles are needed to support volunteers to reach these areas.
- Discrimination and stigmatization against Ebola survivors is still widely reported.

### **Psychosocial Support**

Red Cross Psychosocial Support (PSS) activities target Ebola-affected families, and have a special focus on vulnerable groups, including women, children, people with disabilities, Ebola-survivors and volunteers. PSS activities include one-on-one counselling and group counselling support for survivors and their families, particularly as they reintegrate back into their communities.

Counselling support is provided as part of the follow up of survivors who have discharged from IFRC treatment centres, including children who have been reunified with family or placed in alternative care. The distribution of survivor kits to discharged patients is also a key activity within the pillar. In the current reporting period, 52,275 people received psychosocial support (see Graph 1).



Graph 1: Number of people in each district reached through Psychosocial Support

### Safe and Dignified Burials and Disinfections

Red Cross currently has 54 safe burial teams and four decontamination teams operating across the country, who conducted 834 safe burials in the reporting period, in addition to disinfecting 633 houses.

The IFRC deployed a Regional Infection Prevention and Control Specialist to support the Ebola response operation, who has been providing technical support in relation to standard operating procedures, as well as identifying protocols required to decommission Red Cross treatment centres as case numbers decline.

Table 1: Number of burials conducted per district in the reporting period and cumulative

| District      | Burial Teams | Community  | CMC / ETC / HC / Hospital. | 2 – 16 Feb | Cumulative   |
|---------------|--------------|------------|----------------------------|------------|--------------|
| Bo            | 4            | 88         | 42                         | 130        | 1081         |
| Bombali       | 4            | 39         | 18                         | 57         | 669          |
| Bonthe,       | 3            | 29         | 4                          | 33         | 178          |
| Kailahun      | 3            | 72         | 7                          | 79         | 911          |
| Kambia        | 2            | 9          | 0                          | 9          | 55           |
| Kenema        | 3            | 53         | 0                          | 53         | 541          |
| Koinadugu     | 2            | 20         | 1                          | 21         | 95           |
| Kono          | 5            | 35         | 9                          | 44         | 194          |
| Moyamba       | 2            | 24         | 4                          | 28         | 101          |
| Port Loko     | 5            | 22         | 31                         | 53         | 607          |
| Pujehun       | 2            | 45         | 5                          | 50         | 189          |
| Tonkolili     | 4            | 37         | 7                          | 44         | 187          |
| Western Rural | 6            | 83         | 21                         | 104        | 901          |
| Western Urban | 9            | 100        | 29                         | 129        | 1889         |
| <b>TOTAL</b>  | <b>54</b>    | <b>656</b> | <b>178</b>                 | <b>834</b> | <b>7,598</b> |

In the reporting period, of those collected for safe and dignified burials, 81% of bodies were

In the reporting period, SDB teams collected 81% of the bodies for burial from the community, 13% from Community Care Centres, 5% from Ebola Treatment Centres, with the remaining 1% collected from other locations. The proportion of bodies collected from the community increased by 20% in the current reporting period, while the number of bodies collected from treatment centres decreased by 8%. This is consistent with data from treatment centres, as they record fewer patients receiving treatment.

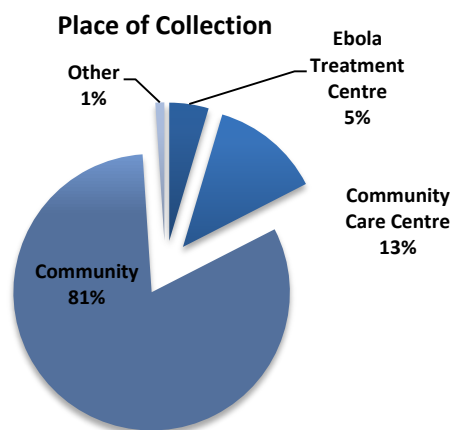


Chart 1: Locations where bodies are collected from by SDB teams for safe burials

**Challenges**

- Swabbers are not fully integrated into burial teams, which impacts the decontamination process and adversely affects the collection of burial data.

**Planning**

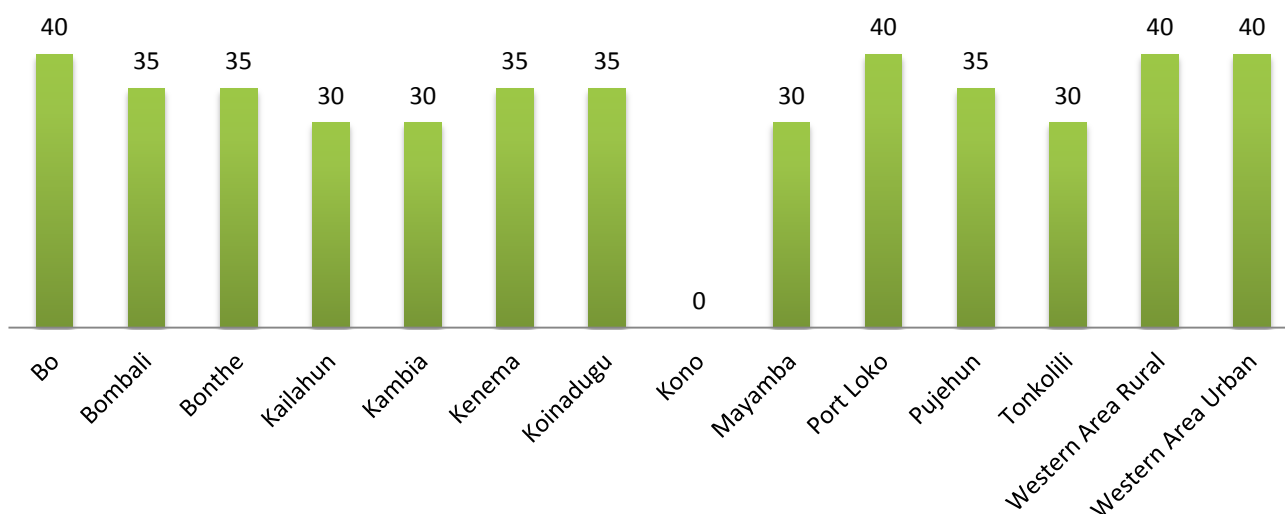
- In liaison with the SLRC branch administration, there is a need for continuous monitoring of SDB activities to ensure compliance with quality IPC standards through refresher trainings.

**Contact Tracing and Surveillance**

As the epidemic adapts and new transmission patterns emerge, the goal of enhanced contact tracing is to ensure improvements in timeliness and quality of contact tracing efforts; strengthening of the links between contact tracing and surveillance teams and to immediately evacuate all sick contacts to health care facilities. Contact tracing teams have been reconfigured, and it is now expected that one tracer can follow up on 10 contacts per day in rural areas and 15 contacts per day in urban areas.

To date, a total of 79,377 contacts have been monitored in Sierra Leone, of whom 70,805 have completed their 21 day follow-up period, while 8,432 contacts continue to be monitored for symptoms. Red Cross has contributed 455 contact tracers

Red Cross has supported the combined contact tracing and surveillance efforts through the deployment of 455 contact tracers across Sierra Leone.



Graph 3: Number of Red Cross contact tracing volunteers active across Sierra Leone in the period 2 – 16 February 2015.

### Challenges

- Poor transport and communication infrastructure in some districts make it difficult to undertake surveillance and contact tracing effectively.
- Movement of EVD-suspected people across different administration boundaries hampers effective surveillance.

### ***Case Management in Red Cross Ebola Treatment Centres - Kenema and Kono***

According to WHO and partners, as the number of Ebola cases declines, there is a need to rethink and scale down bed capacity at treatment facilities. Guidelines have been drafted which will help to rationalize isolation capacity and facilitate recovery of the non-Ebola health system, while ensuring adequate access to Ebola care until the epidemic is over.

Recommendations under discussion include: (1) every district should maintain the capacity to rapidly and safely isolate patients with Ebola until the epidemic is over. (2) Ebola Holding Units should be closed as soon as possible, unless they are needed to maintain district capacity under principal one. (3) Wherever possible, District Health Management Teams (DHMT) should be released from Ebola facilities to accelerate recovery of the non-Ebola health system. (4) IPC standards and clinical quality improvement should be emphasised in Ebola facilities.

In the reporting period, 42 cases were admitted to Red Cross Ebola Treatment Centres at Kenema and Kono, while 28 survivors were discharged. Eleven people remain admitted at the treatment centre. The case fatality rate at the treatment centres is 14%.

## **Guinea**

### ***Social mobilization and beneficiary communication***

Social mobilization continued throughout Guinea, with a total of 10,426 people reached through face-to-face social mobilization activities.

### Highlights

- Finalisation and distribution of a documentary on community engagement (including testimony from people who have recovered from Ebola and from people collaborating with communities around safe and dignified burials) on the three most popular television channels in the country.
- Distribution of the footage of the Premier Imam speaking about safe and dignified burials and their importance in the fight against the spread of Ebola.
- Production and distribution of 12 interactive radio shows on Radio-Television Guinea and on rural radio stations. Themes included disinfection and safe and dignified burials.
- Sessions on social mobilisation and community engagement held by volunteers across the country, with an estimated 700 households reached.
- Educational talk on Ebola and safe and dignified burials by Guinea's Premier Imam in Kindia, with local Imams and representatives from the Muslim community.
- Training of sub-prefecture social mobilisation teams in Lower Guinea, with mass campaigns and door-to-door distribution of hygiene kits.

### Challenges

- Ongoing insecurity due to resistance in pockets of the country, which has impeded the work of volunteers, particularly in Lower Guinea, which is now the epicenter of the epidemic in Guinea.
- The strategy of using 15 volunteers per sub-prefecture may not be sufficient to cover the large geographic spread of some prefectures. It may be necessary to recruit and train additional volunteers.

## Planning

- Upcoming launch of interactive radio and television shows as part of the ongoing community engagement strategy.
- Ongoing sensitisation activities and community education through door-to-door campaigns and mass sensitisation sessions.
- The interactive radio shows on RTG and on rural radio stations will continue.
- IFRC, GRC and UNICEF have scheduled a planning meeting to discuss ongoing collaboration.
- Ongoing collaboration with the Premier Imam in Conakry, including sensitisation sessions around Ebola and safe and dignified burials.
- Stress management training for volunteers in N'zérékoré and Conakry.
- Training in psychological first aid for civil protection officers.

## ***Safe and Dignified Burials and Disinfections of Houses***

In the reporting period, SDB teams conducted 152 safe burials in the reporting period, in addition to disinfecting 107 houses.

## Highlights

- Additional SDB teams have been trained in Mali Prefecture, following the recent identification of cases.
- SDB teams in Lower Guinea and in the Forest region have been trained in mobile data collection with the Magpi application. Initial data has been collected, and follow-up is occurring to improve data collection and reporting, as well as troubleshoot issues.
- A “commando” team has been established in N'zérékoré, to travel around to adjacent prefectures to provide additional support to the SDB teams in the region.

## Challenges

- SDB teams continue to experience pockets of resistance, and security incidents have affected SDB teams in Forécariah, Faranah, Kissidougou, Lola, and Conakry Prefectures.
- A planned training for SDB teams in Tougué had to be delayed, due to ongoing rumours and unrest among students in the country.
- Teams and response efforts will need to be reinforced to respond to the epidemic situation in Lower Guinea.
- Connectivity issues are slowing the transmission of mobile data collected by the SDB teams. The SDB IM Delegate and technical teams are following up to identify alternative solutions.

## Planning

- SDB team trainings are planned in Forécariah, Faranah, Kissidougou, and Upper Guinea (with the exception of Mali, which has been completed).
- Follow-up on Magpi trainings that were done in Lower Guinea.
- Ongoing Magpi trainings across the country to complete the initial training of all the SDB teams and to distribute phones for data collection.
- The IFRC and GRC are exploring innovative ways of positioning SDB teams, including having two teams on alert in active epidemic areas and one team on alert in calm epidemic areas. The prefecture-level teams will be supported by “commando” teams, stationed at the regional level, when response activities require additional resources. The next “commando” team will be based in Faranah.

## ***Contact Tracing and Surveillance:***

Four Red Cross volunteers were actively undertaking contact tracing in the current reporting period.

### **Case Management in Red Cross Ebola Treatment Centres – Macenta**

It should be noted that case management is being implemented bilaterally in Guinea. The French Red Cross treatment centre in Macenta has admitted a total of 165 patients to date, and discharged 23.

### **Nigeria**

On 20 October, WHO officially declared Nigeria free of Ebola. In Nigeria, there are 48 volunteers who are working at Murtala Muhammed International Airport in Lagos airport screening passengers. There are plans to train additional volunteers in three states where international airports are located (30 people per state). It is intended that these volunteers will conduct preparedness activities such as social mobilisation and education on infection prevention and control at the community level.

### **Senegal**

On 17 October, WHO officially declared Senegal free of Ebola. Senegal remains a high-risk country and strengthening of response capacity and preparedness is vital for early and effective response to potential new cases. In the current reporting period, 87,540 people were reached through public awareness activities focusing on Ebola prevention, including 60 mass sensitization events in public places, two caravans and 200 home visits. During this period, 200 Red Cross volunteers supported Ebola-related activities.

## **Movement Coordination**

Effective cooperation and coordination among all Red Cross Red Crescent Movement Partners, capitalizing on their combined strength, is key to achieving our collective goal to stop the Ebola epidemic, support communities to recover, and strengthen the longer-term capacities of National Societies.

National Societies have supported the Red Cross Red Crescent Ebola operation through the deployment of key personnel, facilitation of trainings, contribution of funding and essential equipment and through the implementation of activities in the field.

The Red Cross Movement has trained a total of 828 people in 39 Ebola Virus Disease Pre-Deployment Courses (PDC) in Switzerland, Spain, Germany, Finland and France.

IFRC, in collaboration with Spanish Red Cross and MSF Swiss, are offering EVD PDC for staff expected to be deployed to West Africa to work in the Ebola emergency response. The course is targeted to those who will be working in the Ebola Treatment Centres (ETCs), although it is of value to anyone working on Ebola-related activities. IFRC has trained and prepared a total of 568 participants from different National Societies and external organizations. These PDCs are being funded by British Red Cross, Canadian Red Cross, Norwegian Red Cross and the Spanish Agency for International Cooperation (AECID).

French RC has held three PDC for 72 delegates who are been mobilized to French Red Cross-run ETC in Macenta, Guinea. German Red Cross has trained 140 people in 11 PDCs in cooperation with the Missionsärztliches Institut Würzburg, while Finnish Red Cross has held two courses with 48 participants from five National Societies (Finnish Red Cross, Swedish Red Cross, Danish Red Cross, Norwegian Red Cross and Japanese Red Cross).

The ICRC held six Safer Access workshops for approximately 300 volunteers of Guinea Red Cross. These workshops aimed to strengthen skills in analyzing the obstacles of access to the communities affected by Ebola; and identifying actions and measures to improve this access and the safety and security of volunteers in the field. The ICRC have also provided equipment, including personal protective equipment,

body bags, communications materials, in addition to supporting beneficiary communications via national radio spots.

In Liberia, the ICRC has partnered with the National Society to conduct social mobilization in five counties, as well as operating a psychosocial support hotline. The ICRC has also distributed survival kits, cash transfers and food to Ebola survivors.

The Canadian Red Cross has provided support to a member of the South Sudan Red Cross to participate in an Ebola preparedness workshop in Kenya. In addition to providing funding support for the French Red Cross Ebola operation in Guinea, Canadian Red Cross Maternal and New Born and Child Health (MNCH) project activities in West Africa have been adjusted to include Ebola preparedness.

In Guinea, the Danish Red Cross has conducted two awareness trainings for 50 volunteers, supported the annual Red Cross Conference, and provided 150 hand washing stations, with chlorine, boots and gloves to 15 branches. In Sierra Leone, it has supported social mobilization and PSS in three counties. In Liberia, Danish Red Cross is conducting training of the trainers to strengthen community-based teams.

The Spanish Red Cross is providing social mobilization and psychological support in Sierra Leone, in addition to supporting the Mali Red Cross with community mobilization, training of health workers and the strengthening of early warning systems at the community level. Support is also being provided to the Red Cross Society of Guinea-Bissau and the Senegalese Red Cross Society in social mobilization, capacity building and preparedness.

## Funding

|                                 | GUINEA                     | LIBERIA                    | SIERRA LEONE               | NIGERIA                    | SENEGAL                    | AFRICA<br>coordination and<br>preparedness | Total       |
|---------------------------------|----------------------------|----------------------------|----------------------------|----------------------------|----------------------------|--|-------------|
|                                 | <a href="#">(MDRGN007)</a> | <a href="#">(MDRLR001)</a> | <a href="#">(MDRSL005)</a> | <a href="#">(MDRNG017)</a> | <a href="#">(MDRSN010)</a> | <a href="#">(MDR60002)</a>                 |             |
| <b>TOTAL AMOUNT SOUGHT:</b>     | 28,509,039                 | 24,464,985                 | 40,396,719                 | 1,619,444                  | 1,380,962                  | 15,882,441                                 | 112,253,590 |
| <b>TOTAL RECEIVED TO DATE:</b>  | 14,168,564                 | 18,063,680                 | 45,730,380                 | 626,642                    | 182,266                    | 3,958,328                                  | 82,729,861  |
| <b>APPEAL COVERAGE TO DATE:</b> | 50%                        | 74%                        | 113%                       | 39%                        | 13%                        | 25%  | 74%         |

## Contact Information

### For further information please contact:

- **IFRC Africa Zone:** Alasan Senghore, Zone Director, Nairobi; Tel : +254 (0) 20 2835000;  
Email: [alasan.senghore@ifrc.org](mailto:alasan.senghore@ifrc.org)
- **IFRC Africa Zone:** Daniel Bolanos, Disaster Management Coordinator for Africa; Nairobi;  
Tel: +254 (0) 731 067489; Email: [Daniel.Bolanos@ifrc.org](mailto:Daniel.Bolanos@ifrc.org)
- **IFRC Ghana:** Norbert Allale, Ebola Regional Operations Coordinator, Accra, Ghana; Mob Accra: +233545966476; Mob Guinea: +224628345159; Roaming: +221 77 740 62 05; Email: [Norbert.allale@ifrc.org](mailto:Norbert.allale@ifrc.org)
- **IFRC Guinea:** Aliou Boly, country representative, Conakry; tel.: +224 621880995; e-mail: [aliou.boly@ifrc.org](mailto:aliou.boly@ifrc.org)
- **IFRC Sierra Leone:** Moulaye Camara, Country Representative, Freetown; Tel: +232 (0) 792 367 95;  
Email: [moulaye.camara@ifrc.org](mailto:moulaye.camara@ifrc.org)
- **IFRC Liberia:** Mesfin Abay, Country Representative; Tel: +231 880 528 771; Email: [mesfin.abay@ifrc.org](mailto:mesfin.abay@ifrc.org)
- **IFRC Liberia:** Peter Schleicher, Ebola Operation Manager, Monrovia, Tel: +231 (0) 770403374;  
Email: [peter.schleicher@ifrc.org](mailto:peter.schleicher@ifrc.org)
- **IFRC Nigeria:** Samuel Matoka, Ebola Operation Manager; Lagos; Tel: +234 817 3333 212;  
email: [Samuel.matoka@ifrc.org](mailto:Samuel.matoka@ifrc.org)
- **IFRC Senegal:** Aissa Fall, Regional Health Manager, Dakar; Email: [Aissa.Fall@ifrc.org](mailto:Aissa.Fall@ifrc.org)
- **IFRC Geneva:** Cristina Estrada, Senior Officer Operations Quality Assurance; Tel: +41.22.730.4260; Email: [cristina.estrada@ifrc.org](mailto:cristina.estrada@ifrc.org)
- **IFRC Zone Logistics Unit (ZLU):** Rishi Ramrakha, Head of Zone Logistics Unit; Tel: +254 733 888 022/ Fax +254 20 271 2777; Email: [rishi.ramrakha@ifrc.org](mailto:rishi.ramrakha@ifrc.org)

### For Resource Mobilization and Pledges:

- **IFRC Africa Zone:** Martine Zoethoutmaar, Resource Mobilization Coordinator; Tel: +251 930034013;  
Email: [martine.zoethoutmaar@ifrc.org](mailto:martine.zoethoutmaar@ifrc.org) . Please send all pledges for funding to [zonerm.africa@ifrc.org](mailto:zonerm.africa@ifrc.org)

### For Performance and Accountability (planning, monitoring, evaluation and reporting):

- **IFRC Africa Zone:** Robert Ondrusek, PMER Coordinator; Nairobi; Tel: +254 731 067277;  
Email: [robert.ondrusek@ifrc.org](mailto:robert.ondrusek@ifrc.org)

## How we work

All IFRC assistance seeks to adhere to the Code of Conduct for the International Red Cross and Red Crescent Movement and Non-Governmental Organizations (NGOs) in Disaster Relief and the Humanitarian Charter and Minimum Standards in Disaster Response (Sphere) in delivering assistance to the most vulnerable.

The IFRC's vision is to inspire, encourage, facilitate and promote at all times all forms of humanitarian activities by National Societies, with a view to preventing and alleviating human suffering, and thereby contributing to the maintenance and promotion of human dignity and peace in the world.

[www.ifrc.org](http://www.ifrc.org)  
Saving lives, changing minds.



The IFRC's work is guided by Strategy 2020 which puts forward three strategic aims:

1. Save lives, protect livelihoods, and strengthen recovery from disaster and crises.

2. Enable healthy and safe living.
3. Promote social inclusion and a culture of non-violence and peace.

# AFRICA EBOLA 2014

Refreshed on 19-Feb-2015 at 13:46

At a glance

## EMERGENCY APPEALS

| Appeal Code                    | Appeal Name                          | Appeal Timeframe |           | Budget             | Funding           | Coverage   | Gap               | Income            | DREF           | Expenditure       | Balance           | Commitments       | Exp/Bud    |
|--------------------------------|--------------------------------------|------------------|-----------|--------------------|-------------------|------------|-------------------|-------------------|----------------|-------------------|-------------------|-------------------|------------|
| MDR60002                       | Africa - Ebola Coordination and prep | 19-Aug-14        | 31-Dec-15 | 15,882,441         | 3,958,328         | 25%        | 11,924,113        | 3,940,428         |                | 1,806,401         | 2,134,027         | 1,424,222         | 11%        |
| MDRGN007                       | Guinea - Ebola Virus Disease         | 26-Mar-14        | 30-Jun-15 | 28,509,039         | 14,168,564        | 50%        | 14,340,475        | 14,138,486        | 0              | 6,898,714         | 7,239,773         | 1,818,003         | 24%        |
| MDRLR001                       | Liberia - EVD Outbreak               | 09-Apr-14        | 30-Jun-15 | 24,464,985         | 18,063,680        | 74%        | 6,401,305         | 17,850,568        | 0              | 7,689,238         | 10,161,330        | 1,346,883         | 31%        |
| MDRNG017                       | Nigeria - Ebola Virus Disease        | 08-Aug-14        | 31-May-15 | 1,619,444          | 626,642           | 39%        | 992,802           | 626,642           | 0              | 591,847           | 34,795            | 43,263            | 37%        |
| MDRSL005                       | Sierra Leone - Ebola Virus Disease   | 06-Apr-14        | 15-Jun-15 | 40,396,719         | 45,730,380        | 113%       | -5,333,661        | 45,604,317        | 0              | 16,576,190        | 29,028,127        | 6,522,252         | 41%        |
| MDRSN010                       | Senegal - Ebola Virus Disease        | 08-Sep-14        | 28-Feb-15 | 1,380,962          | 182,266           | 13%        | 1,198,696         | 182,266           | 253515         | 360,579           | 75,202            | 700               | 26%        |
| <b>TOTAL EMERGENCY APPEALS</b> |                                      |                  |           | <b>112,253,590</b> | <b>82,729,861</b> | <b>74%</b> | <b>29,523,729</b> | <b>82,342,707</b> | <b>253,515</b> | <b>33,922,968</b> | <b>48,673,254</b> | <b>11,155,325</b> | <b>30%</b> |

## DREF OPERATIONS

| Appeal Code                  | Appeal Name                          | Appeal Timeframe |           | Budget         | Funding        | Coverage   | Gap      | Income         | DREF           | Expenditure    | Balance        | Commitments   | Exp/Bud    |
|------------------------------|--------------------------------------|------------------|-----------|----------------|----------------|------------|----------|----------------|----------------|----------------|----------------|---------------|------------|
| MDR42002                     | Americas - Ebola Preparedness        | 21-Oct-14        | 21-Jan-15 | 100,000        | 0              | N/A        | 0        | 0              | 100000         | 72,507         | 27,493         |               | 73%        |
| MDR64007                     | East Africa - Ebola Preparedness     | 10-Feb-15        | 10-May-15 | 18,150         | 181,050        | N/A        | 0        | 181,050        |                |                | 181,050        |               |            |
| MDR80001                     | MENA ZONE - Ebola Preparedness       | 05-Feb-15        | 05-May-15 | 119,324        | 119,324        | N/A        | 0        | 119,324        |                |                | 119,324        |               |            |
| MDRBJ014                     | Benin - Ebola Virus Disease          | 27-Aug-14        | 27-Nov-14 | 50,204         | 0              | N/A        | 0        | 0              | 50204          | 32,199         | 18,005         |               | 64%        |
| MDRCF018                     | Central African Rep - Ebola Virus Di | 29-Aug-14        | 29-Dec-14 | 48,697         | 0              | N/A        | 0        | 0              | 48697          | 31,916         | 16,781         | 7,028         | 66%        |
| MDRCI006                     | Côte d'Ivoire - Ebola Preparedness   | 18-Apr-14        | 18-Jul-14 | 60,950         | 0              | N/A        | 0        | 0              | 59919.04       | 59,919         | 0              |               | 98%        |
| MDRCM019                     | Cameroon - Ebola Virus Disease       | 24-Aug-14        | 25-Jan-15 | 49,922         | 0              | N/A        | 0        | 0              | 49922          | 41,833         | 8,089          | 6,256         | 84%        |
| MDRET014                     | Ethiopia - Ebola Virus Preparedness  | 29-Oct-14        | 29-Mar-15 | 46,641         | 0              | N/A        | 0        | 0              | 46641          | 19,663         | 26,978         |               | 42%        |
| MDRGM009                     | Gambia - Ebola Virus Disease Prepare | 15-Sep-14        | 30-Jan-15 | 46,856         | 0              | N/A        | 0        | 0              | 46856          | 37,306         | 9,550          |               | 80%        |
| MDRGW002                     | Guinea Bissau - Ebola Virus Prepared | 08-Oct-14        | 08-Jan-15 | 49,168         | 0              | N/A        | 0        | 0              | 49168          | 38,529         | 10,639         |               | 78%        |
| MDRKE031                     | Kenya - Ebola Virus Disease Prepared | 23-Sep-14        | 23-Dec-14 | 59,127         | 0              | N/A        | 0        | 0              | 59127          | 53,802         | 5,325          |               | 91%        |
| MDRML010                     | Mali - Ebola Preparedness            | 18-Apr-14        | 31-Aug-14 | 57,715         | 0              | N/A        | 0        | 0              | 50131.66       | 50,132         | 0              |               | 87%        |
| MDRSN009                     | Senegal - Ebola Virus Disease        | 11-Apr-14        | 24-Aug-14 | 54,848         | 0              | N/A        | 0        | 0              | 53627.34       | 53,627         | 0              |               | 98%        |
| MDRTD013                     | Chad - Ebola Virus Disease Preparedn | 12-Sep-14        | 12-Dec-14 | 54,766         | 0              | N/A        | 0        | 0              | 54766          | 22,073         | 32,693         |               | 40%        |
| MDRTG005                     | Togo - Ebola Virus Disease           | 27-Aug-14        | 27-Nov-14 | 49,530         | 0              | N/A        | 0        | 0              | 49530          | 38,127         | 11,403         |               | 77%        |
| <b>TOTAL DREF OPERATIONS</b> |                                      |                  |           | <b>865,898</b> | <b>300,374</b> | <b>N/A</b> | <b>0</b> | <b>300,374</b> | <b>718,589</b> | <b>551,634</b> | <b>467,329</b> | <b>13,284</b> | <b>64%</b> |

# Donor response

## Ebola Emergency Appeals Consolidation, by Appeal

TIMEFRAME: 2014-2015

Refreshed on 19-Feb-2015 at 13:33

|                         |             |
|-------------------------|-------------|
| TOTAL AMOUNT SOUGHT     | 112,253,590 |
| TOTAL RECEIVED TO DATE  | 82,729,861  |
| APPEAL COVERAGE TO DATE | 74%         |

|  | MDR60002          | MDRGN007          | MDRLR001          | MDRNG017         | MDRSL005          | MDRSN010         | Total              |
|--|-------------------|-------------------|-------------------|------------------|-------------------|------------------|--------------------|
|  | Africa            | Guinea            | Liberia           | Nigeria          | Sierra Leone      | Senegal          | CHF                |
| <b>BUDGET</b>  | <b>15,882,441</b> | <b>28,509,039</b> | <b>24,464,985</b> | <b>1,619,444</b> | <b>40,396,719</b> | <b>1,380,962</b> | <b>112,253,590</b> |
| <b>FUNDING</b>   |                   |                   |                   |                  |                   |                  |                    |
| <u>Opening Balance</u>   |                   |                   |                   |                  |                   |                  |                    |
| <b>Income</b>  |                   |                   |                   |                  |                   |                  |                    |
| American Red Cross   | 157,214           | 1,400,883         | 451,884           |                  | 1,308,722         |                  | 3,318,703          |
| Australian Government  |                   |                   |                   | 50,441           |                   |                  | 50,441             |
| Australian Red Cross   | 58,072            | 68,649            | 81,647            |                  |                   |                  | 208,368            |
| Austrian Red Cross (from Austrian Government)                  |                   | 582,579           | 582,579           |                  |                   |                  | 1,165,159          |
| Belgian Federal Government                                     |                   |                   | 2,407,190         |                  |                   |                  | 2,407,190          |
| Bill & Melinda Gates Foundation                                |                   | 909,770           | 909,770           |                  | 1,053,418         |                  | 2,872,958          |
| British Red Cross  | 151,378           | 23,787            | 129,468           |                  | 455,157           | 75,314           | 835,104            |
| British Red Cross (from British Government)                    |                   |                   | 298,311           |                  | 19,836,708        |                  | 20,135,019         |
| British Red Cross (from Children's Investment Fund Foundation) |                   |                   | 2,375,671         |                  | 1,649,459         |                  | 4,025,130          |
| Canadian Red Cross   | 83,983            |                   |                   |                  | 265,937           |                  | 349,920            |
| Canadian Red Cross (from Canadian Government)                  | 447,466           | 1,803,242         | 901,290           | 58,969           | 894,349           | 46,250           | 4,151,566          |
| China Red Cross, Hong Kong branch                              |                   |                   | 72,813            |                  |                   |                  | 72,813             |
| Czech Government   |                   |                   |                   |                  | 130,033           |                  | 130,033            |
| Danish Red Cross   | 50,000            |                   |                   |                  |                   |                  | 50,000             |
| Danish Red Cross (from Danish Government)                      |                   | 77,557            |                   |                  |                   |                  | 77,557             |
| DFID Partnership Allocations                                   | -300,374          |                   |                   |                  |                   |                  | -300,374           |
| European Commission - DG ECHO                                  | 781,833           | 1,805,936         | 1,167,531         | 115,566          | 991,718           |                  | 4,862,584          |
| FIATA-Intl Fed Freight Forwarders Assoc.                       |                   | 29,541            |                   |                  |                   |                  | 29,541             |
| Finnish Red Cross  |                   | 73,261            | 55,585            |                  | 24,406            |                  | 153,251            |
| Finnish Red Cross (from Finnish Government)                    | 144,259           |                   | 288,815           |                  | 266,936           |                  | 700,011            |
| French Red Cross   |                   | 14,835            |                   |                  |                   |                  | 14,835             |
| French Red Cross (from Total)                                  |                   |                   | 176,875           |                  | 176,875           |                  | 353,751            |
| German Red Cross   |                   |                   |                   |                  | 21,726            |                  | 21,726             |
| Icelandic Red Cross  | 160,000           |                   |                   |                  | 714,155           |                  | 874,155            |

|   | MDR60002          | MDRGN007          | MDRLR001          | MDRNG017         | MDRSL005          | MDRSN010         | Total              |
|---|-------------------|-------------------|-------------------|------------------|-------------------|------------------|--------------------|
|   | Africa            | Guinea            | Liberia           | Nigeria          | Sierra Leone      | Senegal          | CHF                |
| <b>BUDGET</b>   | <b>15,882,441</b> | <b>28,509,039</b> | <b>24,464,985</b> | <b>1,619,444</b> | <b>40,396,719</b> | <b>1,380,962</b> | <b>112,253,590</b> |
| <b>FUNDING</b>  |                   |                   |                   |                  |                   |                  |                    |
| <b>Opening Balance</b>  |                   |                   |                   |                  |                   |                  |                    |
| <b>Income</b>   |                   |                   |                   |                  |                   |                  |                    |
| Icelandic Red Cross (from Icelandic Government)                       |                   |                   |                   |                  | 195,600           |                  | 195,600            |
| Irish Red Cross Society   | 36,101            |                   |                   |                  |                   |                  | 36,101             |
| Israel - Private Donors   | 9,653             |                   |                   |                  |                   |                  | 9,653              |
| Italian Government Bilateral Emergency Fund (from Italian Government) |                   |                   |                   |                  | 1,203,910         |                  | 1,203,910          |
| Japanese Government   |                   | 1,132,525         | 1,128,097         |                  | 1,008,869         |                  | 3,269,491          |
| Japanese Red Cross Society  | 87,579            | 87,934            | 87,817            | 53,400           | 87,854            | 45,600           | 450,183            |
| KPMG International Cooperative(KPMG-I)                                | 20,120            | 34,697            | 32,349            |                  | 32,348            |                  | 119,513            |
| Luxembourg - Private Donors   | 2,824             |                   |                   |                  |                   |                  | 2,824              |
| Monaco Government   | 24,030            |                   |                   |                  |                   |                  | 24,030             |
| Nestle  |                   | 42,000            |                   |                  |                   |                  | 42,000             |
| Nethope INC.  |                   | 45,673            | 45,673            |                  | 45,673            |                  | 137,020            |
| Norwegian Red Cross   |                   |                   | 51,244            |                  | 42,728            |                  | 93,972             |
| On Line donations   | 88,607            |                   |                   |                  |                   |                  | 88,607             |
| Philippine Red Cross  | 24,110            |                   |                   |                  |                   |                  | 24,110             |
| Portuguese Red Cross  |                   | 1,804             |                   |                  |                   |                  | 1,804              |
| Qatar Red Crescent Society  | 9,501             |                   |                   |                  |                   |                  | 9,501              |
| Red Crescent Society of Islamic Republic of Iran                      |                   | 25,000            |                   |                  | 10,000            |                  | 35,000             |
| Red Cross of Monaco   | 28,191            | 18,213            | 12,142            | 18,096           | 18,097            | 15,102           | 109,842            |
| Shell   |                   |                   |                   | 61,599           |                   |                  | 61,599             |
| Sime Darby Berhad   |                   |                   | 142,332           |                  |                   |                  | 142,332            |
| Spanish Government  | 742,875           |                   | 1,591,875         |                  | 3,820,500         |                  | 6,155,250          |
| Spanish Red Cross   |                   |                   |                   |                  | 294,963           |                  | 294,963            |
| Swedish Red Cross   |                   | 1,021,899         | 1,102,777         |                  | 508,219           |                  | 2,632,895          |
| Swiss Red Cross   | 19,245            |                   |                   |                  | 308,312           |                  | 327,557            |
| Swiss Red Cross (from Swiss Government)                               |                   | 800,000           | 1,000,000         |                  | 1,700,000         |                  | 3,500,000          |
| Switzerland - Private Donors  | 1,072             |                   |                   |                  |                   |                  | 1,072              |
| Taiwan Red Cross Organisation   |                   | 26,415            |                   |                  |                   |                  | 26,415             |
| The Netherlands Red Cross   |                   | 1,062,950         | 203,786           |                  | 2,314             |                  | 1,269,050          |
| The Netherlands Red Cross (from Netherlands Government)               | 965,448           | 723,726           | 723,726           | 241,651          | 1,206,285         |                  | 3,860,836          |

|  | MDR60002          | MDRGN007          | MDRLR001          | MDRNG017         | MDRSL005          | MDRSN010         | Total              |
|--|-------------------|-------------------|-------------------|------------------|-------------------|------------------|--------------------|
|  | Africa            | Guinea            | Liberia           | Nigeria          | Sierra Leone      | Senegal          | CHF                |
| <b>BUDGET</b>  | <b>15,882,441</b> | <b>28,509,039</b> | <b>24,464,985</b> | <b>1,619,444</b> | <b>40,396,719</b> | <b>1,380,962</b> | <b>112,253,590</b> |
| <b>FUNDING</b>   |                   |                   |                   |                  |                   |                  |                    |
| <b>Opening Balance</b>   |                   |                   |                   |                  |                   |                  |                    |
| <b>Income</b>  |                   |                   |                   |                  |                   |                  |                    |
| The Netherlands Red Cross (from Netherlands Red Cross Silent Emergency Fund) |                   | 48,840            |                   |                  | 51,875            |                  | <b>100,715</b>     |
| The Republic of Korea National Red Cross                                     |                   | 30,000            |                   | 30,000           |                   |                  | <b>60,000</b>      |
| Tullow Guinea Limited  |                   | 181,376           |                   |                  |                   |                  | <b>181,376</b>     |
| UNICEF - United Nations Children's Fund                                      | 45,042            |                   | 174,644           |                  |                   |                  | <b>219,686</b>     |
| United States Government - USAID   |                   | 1,861,780         | 931,099           |                  | 6,517,691         |                  | <b>9,310,570</b>   |
| World Cocoa Foundation   | 66,395            | 181,163           |                   |                  |                   |                  | <b>247,558</b>     |
| <b>Cash contributions</b>  | <b>3,904,623</b>  | <b>14,116,037</b> | <b>17,126,991</b> | <b>629,722</b>   | <b>44,844,836</b> | <b>182,266</b>   | <b>80,804,475</b>  |
| British Red Cross  |                   | 100               | 100               |                  | 100               |                  | <b>300</b>         |
| Finnish Red Cross  |                   |                   |                   |                  | 162,531           |                  | <b>162,531</b>     |
| German Red Cross   |                   |                   |                   |                  | 335,091           |                  | <b>335,091</b>     |
| Spanish Red Cross  |                   |                   |                   |                  | 4,050             |                  | <b>4,050</b>       |
| Swiss Red Cross  |                   |                   |                   |                  | 127,872           |                  | <b>127,872</b>     |
| The Netherlands Red Cross  |                   | 30,078            | 11,790            |                  | 140,392           |                  | <b>182,260</b>     |
| UNICEF - United Nations Children's Fund                                      |                   |                   | 541,093           |                  |                   |                  | <b>541,093</b>     |
| <b>Inkind Goods &amp; Transport</b>  |                   | <b>30,178</b>     | <b>552,983</b>    |                  | <b>770,037</b>    |                  | <b>1,353,198</b>   |
| Australian Red Cross   |                   |                   | 65,515            |                  |                   |                  | <b>65,515</b>      |
| British Red Cross  |                   |                   | 68,874            |                  |                   |                  | <b>68,874</b>      |
| British Red Cross (from British Government)                                  |                   |                   |                   |                  | 54,375            |                  | <b>54,375</b>      |
| Canadian Red Cross   | 6,230             | 22,800            |                   |                  |                   |                  | <b>29,030</b>      |
| Canadian Red Cross (from Canadian Government)                                | 27,236            |                   |                   |                  |                   |                  | <b>27,236</b>      |
| Danish Red Cross   |                   |                   | 209,849           |                  |                   |                  | <b>209,849</b>     |
| Finnish Red Cross  | 21,245            |                   | 26,700            |                  |                   |                  | <b>47,945</b>      |
| French Red Cross   |                   | 12,450            |                   |                  |                   |                  | <b>12,450</b>      |
| Irish Red Cross Society  |                   |                   | 5,035             |                  |                   |                  | <b>5,035</b>       |
| Kenya Red Cross Society  |                   |                   | 16,467            |                  |                   |                  | <b>16,467</b>      |
| Swiss Red Cross  |                   |                   |                   |                  | 20,173            |                  | <b>20,173</b>      |
| United States Government - USAID   |                   |                   |                   |                  | 42,577            |                  | <b>42,577</b>      |

|  | MDR60002          | MDRGN007          | MDRLR001          | MDRNG017         | MDRSL005          | MDRSN010         | Total              |
|--|-------------------|-------------------|-------------------|------------------|-------------------|------------------|--------------------|
|  | Africa            | Guinea            | Liberia           | Nigeria          | Sierra Leone      | Senegal          | CHF                |
| <b>BUDGET</b>                          | <b>15,882,441</b> | <b>28,509,039</b> | <b>24,464,985</b> | <b>1,619,444</b> | <b>40,396,719</b> | <b>1,380,962</b> | <b>112,253,590</b> |
| <b>FUNDING</b>                         |                   |                   |                   |                  |                   |                  |                    |
| <u>Opening Balance</u>                 |                   |                   |                   |                  |                   |                  |                    |
| <u>Income</u>                          |                   |                   |                   |                  |                   |                  |                    |
| <b>Inkind Personnel</b>                | <b>54,711</b>     | <b>35,250</b>     | <b>392,440</b>    |                  | <b>117,125</b>    |                  | <b>599,527</b>     |
| KPMG International Cooperative(KPMG-I) | -1,006            | -1,735            | -1,617            |                  | -1,617            |                  | -5,976             |
| Nestle                                 |                   | -2,100            |                   |                  |                   |                  | -2,100             |
| Shell                                  |                   |                   |                   | -3,080           |                   |                  | -3,080             |
| Sime Darby Berhad                      |                   |                   | -7,117            |                  |                   |                  | -7,117             |
| Sundry Income                          |                   | 3                 |                   |                  |                   |                  | 3                  |
| Tullow Guinea Limited                  |                   | -9,069            |                   |                  |                   |                  | -9,069             |
| <b>Other Income</b>                    | <b>-1,006</b>     | <b>-12,901</b>    | <b>-8,734</b>     | <b>-3,080</b>    | <b>-1,617</b>     |                  | <b>-27,338</b>     |
| <b>Total Income</b>                    | <b>3,958,328</b>  | <b>14,168,564</b> | <b>18,063,680</b> | <b>626,642</b>   | <b>45,730,380</b> | <b>182,266</b>   | <b>82,729,861</b>  |
| <b>TOTAL FUNDING</b>                   | <b>3,958,328</b>  | <b>14,168,564</b> | <b>18,063,680</b> | <b>626,642</b>   | <b>45,730,380</b> | <b>182,266</b>   | <b>82,729,861</b>  |
| <b>COVERAGE</b>                        | <b>25%</b>        | <b>50%</b>        | <b>74%</b>        | <b>39%</b>       | <b>100%</b>       | <b>13%</b>       | <b>74%</b>         |

ADDITIONAL CONTRIBUTIONS TO THE OPERATION (based on information Logistics received from partners)

|                                | MDR60002 | MDRGN007 | MDRLR001 | MDRNG017 | MDRSL005     | MDRSN010 | Total   |
|--------------------------------|----------|----------|----------|----------|--------------|----------|---------|
|                                | Africa   | Guinea   | Liberia  | Nigeria  | Sierra Leone | Senegal  | CHF     |
| <u>Bilateral Contributions</u> |          |          |          |          |              |          |         |
| British Red Cross              |          |          |          |          | 3,123        |          | 3,123   |
| Canadian Red Cross             |          |          |          |          | 660,710      |          | 660,710 |
| Danish Red Cross               |          |          |          |          | 25,089       |          | 25,089  |
| Finnish Red Cross              |          |          |          |          | 155,627      |          | 155,627 |
| French Red Cross               |          | 20,000   |          |          |              |          | 20,000  |
| Norwegian Red Cross            |          |          |          |          | 335          |          | 335     |
| Spanish Red Cross              |          |          |          |          | 563,590      |          | 563,590 |
| Swiss Red Cross                |          | 39,500   |          |          |              |          | 39,500  |

---

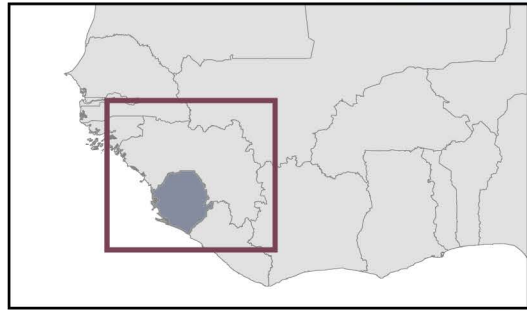
|                                      |        |           |           |
|--------------------------------------|--------|-----------|-----------|
| <u>Total Bilateral Contributions</u> | 59,500 | 1,408,474 | 1,467,974 |
|--------------------------------------|--------|-----------|-----------|

---








# West Africa Ebola Outbreak

## Sierra Leone: Ebola Medical Centres

03 February 2015



### Type

-  ETC: Open
-  CCC: Open
-  CCC: Under construction/ Planned
-  CCC: Closed
-  EHC: Open
-  EHC: Under Construction
-  EHC: Closed

ETC: Ebola Treatment Centre

CCC : Community Care Centre

EHC: Ebola Holding Centre

Information is subject to change as more data becomes available.

The placement of the Ebola Medical Centres and/ or their capacity may be incorrect. This information needs to be carefully assessed against the context on the ground.


Produced: 10 February 2015

Coordinate system : WGS 1984 Projection

Sources: OCHA, UNICEF, UNMEER, Ministry of Health, GADM

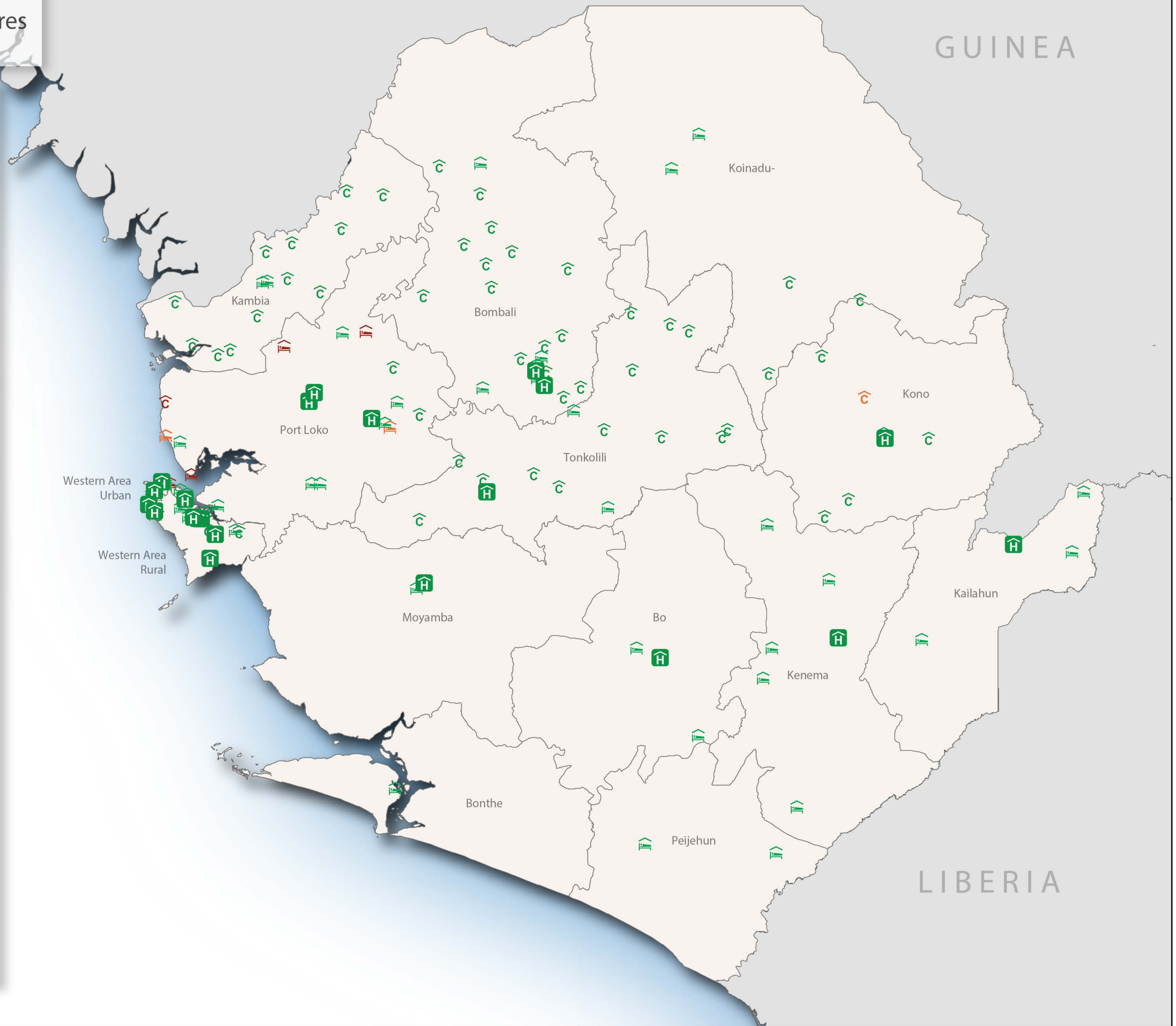
The maps used do not imply the expression of any opinion on the part of the International Federation of Red Cross and Red Crescent Societies or National Societies concerning the legal status of a territory or of its authorities.



 International Federation of Red Cross and Red Crescent Societies

Produced by SIMS. Supported by the American Red Cross and the British Red Cross.

Glide # EP-2014-000039-GIN/LBR/SLE



# Sierra Leone Ebola Medical Centres


03 February 2015

| DISTRICT           | CHIEFDOM       | SECTION            | FACILITY NAME                          | TYPE | STATUS |
|--------------------|----------------|--------------------|--|------|--------|
| Bo                 | Bo Town        | East Ward-Messima  | Bo Town MSF                            | ETU  | Open   |
| Bombali            | Bombali Sebor  | Kagbaran Dokom B   | Magbenteh Hospital                     | ETU  | Open   |
| Bombali            | Bombali Sebor  | Konta              | Makeni TU                              | ETU  | Open   |
| Kailahun           | Luawa          | Luawa Foguiya      | Kailahun MSF                           | ETU  | Open   |
| Kenema             | Nongowa        | Kona Kpindibu      | Rural Kenema Field Hospital            | ETU  | Open   |
| Kono               | Tankoro        | Tankoro            | Dorma ETU - Koidu Town                 | ETU  | Open   |
| Moyamba            | Kaiyamba       | Mosoe              | Moyamba ETU                            | ETU  | Open   |
| Port Loko          | Maforki        | Romaka             | Port Loko ETU                          | ETU  | Open   |
| Port Loko          | Maforki        | Sendugu            | Maforki ETU                            | ETU  | Open   |
| Port Loko          | Marampa        | Lunsar-Technical   | Lunsar ETU                             | ETU  | Open   |
| Tonkolili          | Yoni           |                    | Tonkolili ETU                          | ETU  | Open   |
| Western Area Rural | Waterloo Rural | Hastings Village A | China-SL Friendship Hospital ETU, Jui  | ETU  | Open   |
| Western Area Rural | Waterloo Rural | Hastings Village A | Hastings                               | ETU  | Open   |
| Western Area Rural | Waterloo Rural | Hastings Village A | Police Training Sch-Hastings 1         | ETU  | Open   |
| Western Area Rural | Waterloo Rural | Hastings Village A | Police Training Sch-Hastings 2         | ETU  | Open   |
| Western Area Rural | Waterloo Rural |                    | ADRA                                   | ETU  | Open   |
| Western Area Rural | York Rural     | Goderich-Adonkia/M | Goderich                               | ETU  | Open   |
| Western Area Rural | York Rural     | Hamilton           | Lakka Hospital (NICD)                  | ETU  | Open   |
| Western Area Rural | York Rural     | Sattia/Tombo       | Kerry Town                             | ETU  | Open   |
| Western Area Urban | East II        |                    | Methodist Boys High School (Kontorloh) | ETU  | Open   |
| Western Area Urban | West III       | Wilberforce        | 34 Military Hospital                   | ETU  | Open   |
| Western Area Urban |                |                    | MSF POW School (ETU)                   | ETU  | Open   |

| DISTRICT           | CHIEFDOM        | SECTION      | FACILITY NAME    | TYPE | STATUS             |
|--------------------|-----------------|--------------|------------------|------|--------------------|
| Bombali            | Biriwa          | Kamabai      | Kamabai          | CCC  | Open               |
| Bombali            | Gbanti Kamarank | Gbonkobana   | Makomre          | CCC  | Open               |
| Bombali            | Gbanti Kamarank | Kamaranka    | Kamaranka        | CCC  | Open               |
| Bombali            | Gbendembu Ngowa | Gbendembu    | Gbendembu        | CCC  | Open               |
| Bombali            | Gbendembu Ngowa | Makump       | Masomgbo         | CCC  | Open               |
| Bombali            | Gbendembu Ngowa | Mamaka       | Rogbure          | CCC  | Open               |
| Bombali            | Libesaygahun    | Batkanu      | Batkanu          | CCC  | Open               |
| Bombali            | Magbaimba Ndorh | Kagberay     | Kagberi          | CCC  | Open               |
| Bombali            | Makari Gbanti   | Masongbo B   | Pate Bana Chp    | CCC  | Open               |
| Bombali            | Makari Gbanti   | Rosint       | Panlap           | CCC  | Open               |
| Bombali            | Paki Masabong   | Mapaki       | Mapaki           | CCC  | Open               |
| Bombali            | Paki Masabong   | Mayagba      | Mayagba          | CCC  | Open               |
| Bombali            | Safroko Limba   | Binkolo      | Binkolo          | CCC  | Open               |
| Bombali            | Sanda Loko      | Kamalu       | Kamalu           | CCC  | Open               |
| Bombali            | Tambakha        | Thalla       | Samaya           | CCC  | Open               |
| Kambia             | Bramaia         |              | Kabaya           | CCC  | Open               |
| Kambia             | Gbinle Dixing   |              | Mafarah          | CCC  | Open               |
| Kambia             | Magbema         |              | Rokupr           | CCC  | Open               |
| Kambia             | Mambolo         |              | Mambolo          | CCC  | Open               |
| Kambia             | Mambolo         |              | Rokel            | CCC  | Open               |
| Kambia             | Masungbala      |              | Bamoi-Munu       | CCC  | Open               |
| Kambia             | Masungbala      |              | Kawula           | CCC  | Open               |
| Kambia             | Samu            |              | Dintilpan        | CCC  | Open               |
| Kambia             | Samu            |              | Kychom           | CCC  | Open               |
| Kambia             | Tonko Limba     |              | Kamasasa         | CCC  | Open               |
| Kambia             | Tonko Limba     |              | Madina           | CCC  | Open               |
| Kambia             |                 |              | Kanku-Bramaia    | CCC  | Open               |
| Koinadugu          | Nieni           | Kalian       | Kumala           | CCC  | Open               |
| Koinadugu          | Nieni           | Sumbaria     | Sumaria          | CCC  | Open               |
| Koinadugu          | Nieni           | Yiffin       | Yeffin           | CCC  | Open               |
| Kono               | Kamara          |              | Sokudu           | CCC  | Under Construction |
| Kono               |                 |              | Condama          | CCC  | Open               |
| Kono               |                 |              | Fiama (Jagbwema) | CCC  | Open               |
| Kono               |                 |              | Kayima           | CCC  | Open               |
| Kono               |                 |              | Ngandorhun       | CCC  | Open               |
| Port Loko          | Kaffu Bullom    | Foronkoya    | Kamasongdu       | CCC  | Open               |
| Port Loko          | Kaffu Bullom    | Kasongha     | Lungi CCC        | CCC  | Open               |
| Port Loko          | Lokomasama      | Yurika       | Bailor           | CCC  | Closed             |
| Port Loko          | Marampa         | Lunsar-Mabai | Lunsar           | CCC  | Open               |
| Tonkolili          | Gbonkolenken    |              | Masuna           | CCC  | Open               |
| Tonkolili          | Kafe Simiria    |              | Masumbiri        | CCC  | Open               |
| Tonkolili          | Kalansogoia     |              | Kajida           | CCC  | Open               |
| Tonkolili          | Kholifa Rowala  |              | Magbankor        | CCC  | Open               |
| Tonkolili          | Kholifa Rowala  |              | Robis            | CCC  | Open               |
| Tonkolili          | Kunike          | Masingbi     | Masingbi         | CCC  | Open               |
| Tonkolili          | Kunike          |              | Mamanso-Sanka    | CCC  | Open               |
| Tonkolili          | Kunike Barina   | Makali       | Makali           | CCC  | Open               |
| Tonkolili          | Malal Mara      |              | Malal            | CCC  | Open               |
| Tonkolili          | Malal Mara      |              | Rochen           | CCC  | Open               |
| Tonkolili          | Sambaya         |              | Bendugu          | CCC  | Open               |
| Tonkolili          | Tane            |              | Matotoka         | CCC  | Open               |
| Tonkolili          | Yoni            |              | Roruks           | CCC  | Open               |
| Western Area Rural | Koya Rural      |              | Newton           | CCC  | Open               |
| Western Area Rural | York Rural      |              | Hamilton         | CCC  | Open               |
| Western Area Rural |                 |              | John Thorpe      | CCC  | Open               |

Sources: OCHA, UNICEF, UNMEER, Ministry of Health, GADM

Information is subject to change as more data becomes available

 International Federation of Red Cross and Red Crescent Societies

Produced by SIMS. Supported by the American and British Red Cross.

Glide # EP-2014-000039-GIN/LBR/SLE


# Sierra Leone Ebola Medical Centres

03 February 2015

| DISTRICT           | CHIEFDOM        | SECTION            | FACILITY NAME                         | TYPE | STATUS             |
|--------------------|-----------------|--------------------|---------------------------------------|------|--------------------|
| Bo                 | Bo Town         | West Ward-Nikibu - | Bo Gov. Hospital                      | EHC  | Open               |
| Bombali            | Bombali Sebor   | Kagbaran Dokom B   | Paramedical School                    | EHC  | Open               |
| Bombali            | Makeni Town     | Bombali Sebor - K  | Arab Hospital                         | EHC  | Open               |
| Bombali            | Makeni Town     | Bombali Sebor - M  | Makeni Gov. Hospital                  | EHC  | Open               |
| Bombali            | Sella Limba     | Kamakwie           | Kamakwe                               | EHC  | Open               |
| Bonthe             | Bonthe Urban    | Bonthe Town        | Bonthe                                | EHC  | Open               |
| Kailahun           | Jawie           | Sowa               | Daru                                  | EHC  | Open               |
| Kailahun           | Kissi Tongi     | Konio              | Buedu                                 | EHC  | Open               |
| Kailahun           | Tankoro         | Tankoro            | Koindu                                | EHC  | Open               |
| Kambia             | Magbema         | Kambia             | Catholic Building                     | EHC  | Open               |
| Kambia             | Magbema         | Kambia             | Kambia Gov. Hospital                  | EHC  | Open               |
| Kenema             | Kandu Leppiama  | Karga              | Levuma CHC                            | EHC  | Open               |
| Kenema             | Kenema Town     | Gbo Kakajama A-Nja | Kenema Gov. Hospital                  | EHC  | Closed             |
| Kenema             | Lower Bambara   | Bonya              | Panguma Hospital - Kenema             | EHC  | Open               |
| Kenema             | Small Bo        | Fallay             | Blama CHC                             | EHC  | Open               |
| Kenema             | Tunkia          | Gorahun            | Gorahun CHC                           | EHC  | Open               |
| Kenema             | Wandor          | Kemoh              | Baama CHC                             | EHC  | Open               |
| Kenema             | Wonde           | Manyeh             | Joru CHC                              | EHC  | Open               |
| Koinadugu          | Diang           | Lengekoro          | Kasumpe                               | EHC  | Open               |
| Koinadugu          | Wara Wara Yagal | Zone 3             | Kabala Gov. Hospital                  | EHC  | Open               |
| Kono               | Koidu Town      | Gbense-Moindekor   | Koidu Gov. Hospital                   | EHC  | Open               |
| Moyamba            | Kaiyamba        | Koromboya          | Moyamba Town                          | EHC  | Open               |
| Moyamba            | Kori            |                    | Tiama                                 | EHC  | Open               |
| Port Loko          | Bureh Kasseh Ma | Kambia Morie       | Mange                                 | EHC  | Closed             |
| Port Loko          | Bureh Kasseh Ma | Lungi              | Kagbanthama                           | EHC  | Open               |
| Port Loko          | Buya Romende    | Foredugu           | Foredugu                              | EHC  | Open               |
| Port Loko          | Buya Romende    | Foredugu           | Foredugu (Former School)              | EHC  | Open               |
| Port Loko          | Dibia           | Mafonda            | Gbinti                                | EHC  | Closed             |
| Port Loko          | Kaffu Bullom    | Lungi              | Lungi Hospital                        | EHC  | Closed             |
| Port Loko          | Kaffu Bullom    | Lungi              | Lungi School (HC) (Former School)     | EHC  | Under Construction |
| Port Loko          | Kaffu Bullom    | Rosint             | Targrine PHU                          | EHC  | Closed             |
| Port Loko          | Kaffu Bullom    |                    | Gbaneh-lol                            | EHC  | Open               |
| Port Loko          | Koya            | Mawoma             | Masiaka                               | EHC  | Open               |
| Port Loko          | Koya            |                    | Masiaka EHC                           | EHC  | Open               |
| Port Loko          | Lokomasama      | Mapiterr           | Lokomasama (Petifu Junction)          | EHC  | Open               |
| Port Loko          | Maforiki        | Sendugu            | Maforiki EHC                          | EHC  | Open               |
| Port Loko          | Maforiki        | Sendugu            | Port Loko Gov. Hospital EHC           | EHC  | Open               |
| Port Loko          | Marampa         | Lunsar-Mabai       | Catholic Hospital (Mabesseneh)        | EHC  | Open               |
| Port Loko          | Marampa         | Lunsar-Mines       | Konta Line - Masimira                 | EHC  | Under Construction |
| Pujehun            | Makpele         | Selimeh            | Zimmi                                 | EHC  | Open               |
| Pujehun            | Panga Kabonde   | Panga              | Pujehun Hospital                      | EHC  | Open               |
| Tonkolili          | Gbonkolenken    | Petifu Mayawa A    | Yele Town PHU                         | EHC  | Open               |
| Tonkolili          | Kholifa Rowala  | Lal-Lenken         | Magburaka Gov. Hospital               | EHC  | Open               |
| Tonkolili          | Yoni            | Gaindema           | Hinistas CHC, Mile 91                 | EHC  | Open               |
| Western Area Rural | Koya Rural      | Newton             | HIM - Newton                          | EHC  | Planned            |
| Western Area Rural | Koya Rural      | Newton             | Newton Clinic                         | EHC  | Open               |
| Western Area Rural | Mountain Rural  |                    | PTS 2                                 | EHC  | Open               |
| Western Area Rural | Waterloo Rural  | Hastings Village A | China-SL Friendship Hospital EHC, Jui | EHC  | Open               |
| Western Area Rural | Waterloo Rural  |                    | ADRA                                  | EHC  | Open               |
| Western Area Rural | York Rural      | Hamilton           | Lakka Hospital EHC                    | EHC  | Open               |
| Western Area Urban | Central I       | Mountain Regent    | Macauley St Hospital                  | EHC  | Open               |
| Western Area Urban | Central II      | Connaught Hospital | Connaught Hospital                    | EHC  | Open               |
| Western Area Urban | East I          | Kossoh Town        | Ola During Childrens Hospital         | EHC  | Open               |
| Western Area Urban | East I          | Kossoh Town        | PCMH Maternity                        | EHC  | Closed             |
| Western Area Urban | East III        | Rokupa             | Rokupa Govt Hospital                  | EHC  | Open               |
| Western Area Urban | West I          |                    | MSF POW School (EHC)                  | EHC  | Open               |
| Western Area Urban | West III        | Wilberforce        | 34 Military Hospital                  | EHC  | Open               |
| Western Area Urban |                 |                    | Kissy Psych                           | EHC  | Open               |
| Western Area Urban |                 |                    | Lumley                                | EHC  | Open               |

Sources: OCHA, UNICEF, UNMEER, Ministry of Health, GADM

Information is subject to change as more data becomes available

 International Federation of Red Cross and Red Crescent Societies

Produced by SIMS. Supported by the American and British Red Cross.

Glide # EP-2014-000039-GIN/LBR/SLE

# West Africa Ebola Outbreak

## Cumulative Confirmed Cases

09 February 2015



No cases in previous 21 days

| Country      | Confirmed Cases | Confirmed Deaths | TOTAL  |
|--------------|-----------------|------------------|--|
| Guinea       | 2,674           | 1,643            | Confirmed Cases 13,957<br>Confirmed Deaths 8,444 |
| Liberia      | 3,148           | 3,826            |  |
| Sierra Leone | 8,135           | 2,975            |  |

Country-level and total cases/deaths sourced from WHO SitRep Feb 11

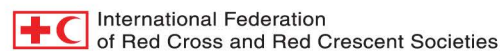
Map distribution date: 12 February 2015

Unless otherwise stated, new cases and deaths include "Probable/Suspected" and "Confirmed"

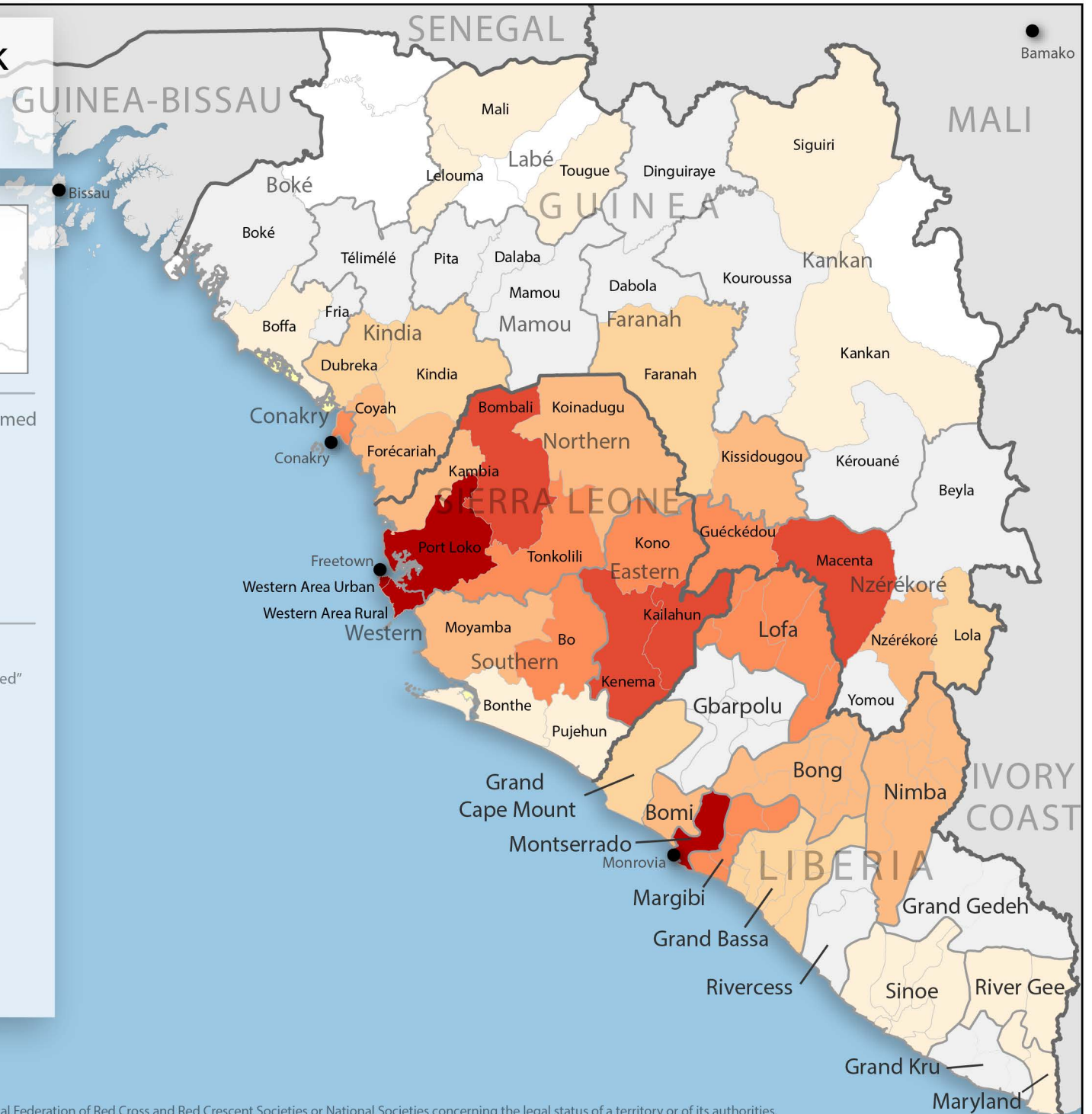
Sources: GADM, Natural Earth, STEWARD Project, Africa Albers Equal Area Conic Projection, WGS 1984; Guinea - Organisation mondiale de la Sante; Liberia - Ministry of Health and Social Welfare; Sierra Leone - Ministry of Health and Sanitation

Information is subject to revision as more data becomes available.

GLIDE #: EP-2014-000039-GIN/LBR/SLE



Produced by SIMS, Supported by the American Red Cross and the British Red Cross



# West Africa Ebola Outbreak

## Cumulative Cases

09 February 2015



□ No cases in previous 21 days

| Country      | Cases  | Deaths | TOTAL        |
|--------------|--------|--------|--------------|
| Guinea       | 3,044  | 1,995  | Cases 22,859 |
| Liberia      | 8,881  | 3,826  | Deaths 9,162 |
| Sierra Leone | 10,934 | 3,341  |              |

Country-level and total cases/deaths sourced from WHO SitRep Feb 11

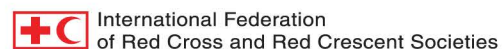
Map distribution date: 12 February 2015

New cases and deaths include "Probable/Suspected" and "Confirmed"

Sources: GADM, Natural Earth, STEWARD Project, Africa Albers Equal Area Conic Projection, WGS 1984; Guinea - Organisation mondiale de la Sante; Liberia - Ministry of Health and Social Welfare; Sierra Leone - Ministry of Health and Sanitation

Information is subject to revision as more data becomes available.

GLIDE #: EP-2014-000039-GIN/LBR/SLE



Produced by SIMS, Supported by the American Red Cross and the British Red Cross

