


www.ifrc.org
Saving lives,
changing minds.

Disaster Relief Emergency Fund (DREF) Annual report 2014

 International Federation
of Red Cross and Red Crescent Societies

MDR00001

April 2015

Period covered:

January to December 2014

*Bolivia floods, February 2014
Volunteers of Bolivian Red Cross
provide first aid to an injured boy in
a collective centre
Photo: Bolivia Red Cross*



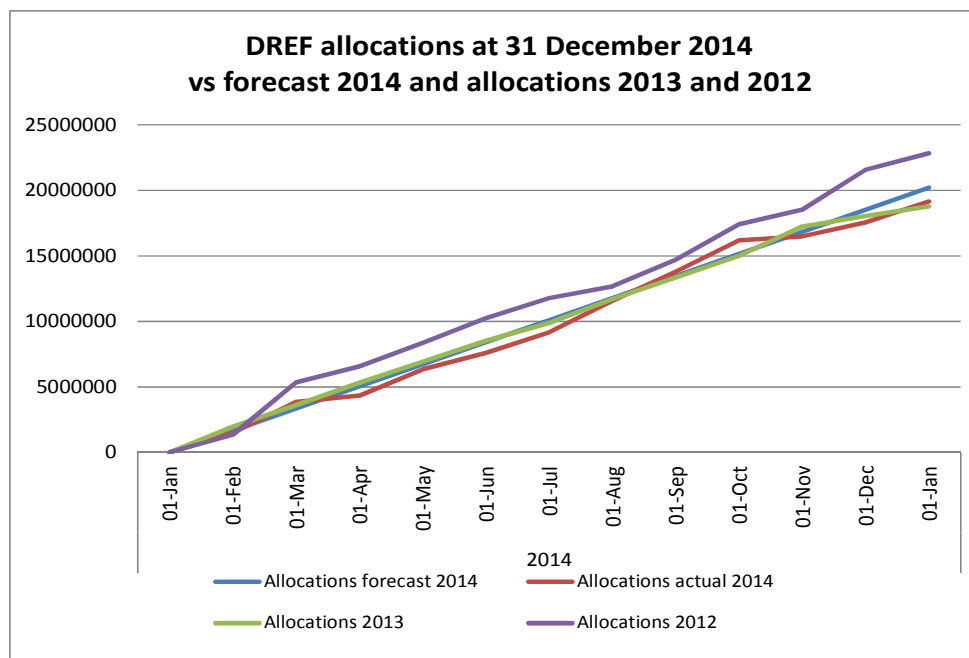
Overview

Statistics on use of DREF 2013	Number	Amount in CHF	
Total of allocations made	113	19,160,289	
Start-up funding for emergency appeals	25	5,919,987	31%
Grants for DREF operations	88	13,240,302	69%
Number of different operations*	102		
Number of recipient Red Cross Red Crescent Societies	72		
Number of beneficiaries	7,848,558		

*Some operations receive two allocations for the same operation

The DREF allocated a total amount of CHF 19,160,289 in 2014, to 72 different National Red Cross and Red Crescent Societies to support their response to 102 disaster events. The amount was 5 per cent lower than forecast but 2 per cent higher the amount allocated in 2013. The main

difference was the amount of allocations made as start-up funding for emergency appeal operations, which were 63 per cent higher than 2013. A total of 27 emergency appeals were launched in 2014. DREF allocations were made for 21 of these appeals. The amount of allocations made as grants to small-scale operations implemented by National Societies for which no emergency appeal was launched, or DREF operations, was 13 per cent lower than in 2013, although the number of allocations made was the same (83 compared to 82).



INTERVENTION INFORMATION		
Implementing Secretariat body and host National Society/ies:	Geographical coverage:	Type of intervention:
Disaster and Crises Management Department	Global	Disaster and Crisis management
Start date:	End date:	Number of people to be reached:
01 January 2014	31 December 2014	Est. 7,848,558
Project Manager:	Project Code:	Total Budget 2014:
Simon Eccleshall	G00263 / G00264	CHF 18,822,766

Goal: National Societies provide rapid and effective assistance to vulnerable people affected by disasters and crises with the provision of timely and adequate financial support from the DREF.

Financial situation and analysis

The budget or target for 2013 was CHF 18,822,766. CHF 18 million was sought to cover the allocations and CHF 822,766 to cover coordination costs. Total income was CHF 14,408,352 (77 per cent of target). Contributions amounted to CHF 14,402,159 and CHF 6,192 was paid in interest on the balance of the fund.

CHF 19,160,289 was disbursed as allocations for operations in 2014 and a total of CHF 5,906,331 was reimbursed to the fund as DREF loans and unspent balances of DREF grants made in 2014 and previous years, resulting in a total outlay of CHF 13,253,957.

The DREF coordination expenditure amounted to CHF 720,124, which is 12.5 per cent below the annual budget of CHF 822,766.

There was consequently a positive balance of funds in 2013 of CHF 434,471. The opening balance on 1 January 2013 was CHF 15,732,757 and the closing balance on 31 December 2014 was CHF 16,167,028.

A total of CHF 3,734,534 of loans, or 63 per cent of the total, had been reimbursed at the year end. Further reimbursements will be made in 2015. Loan reimbursements for 2013 stood at 68 per cent. The reimbursement of unused balances of DREF grants was higher in 2014 than in 2013. The amount unspent and returned to DREF represented 5.7 per cent of the amount allocated in 2014, compared to 4.4 per cent in 2013.

[Click here to go directly to the financial report.](#)

Number of people reached

Operations supported by DREF during the twelve month period aimed to bring assistance to an estimated 7,848,558 people. This number includes direct and indirect beneficiaries of assistance, such as people reached through social mobilization for vaccination and hygiene promotion campaigns.

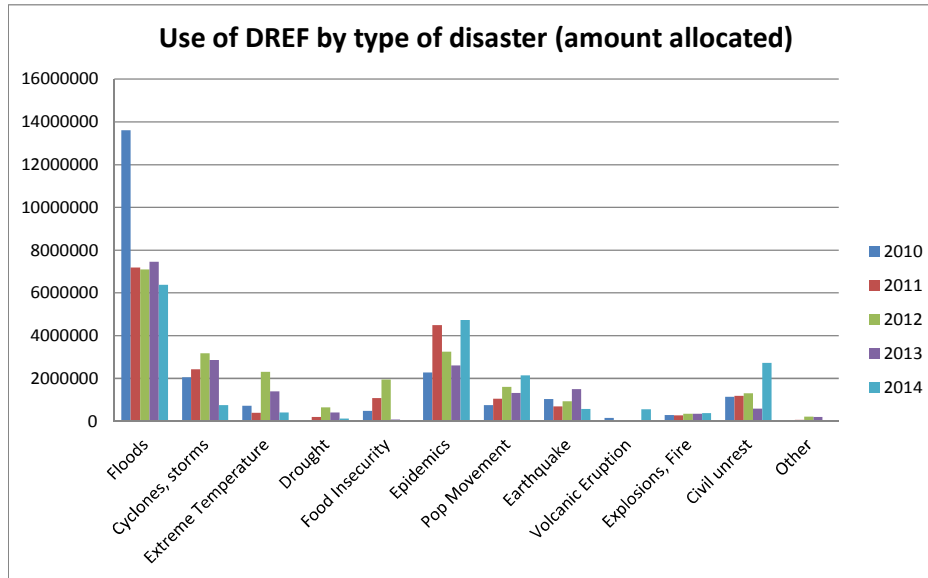
Context

There were fewer disaster events reported by National Societies in 2014 (data taken from DMIS and Information Bulletins), 278 compared with 323 in 2013, and 355 in 2012. This is in line with the preliminary data published by CRED for natural disasters, not including epidemics and health emergencies, which recorded 217 disasters in 2014 compared with the 2004-2013 ten year average of 369. The number of people affected and killed by disasters was also lower than average.

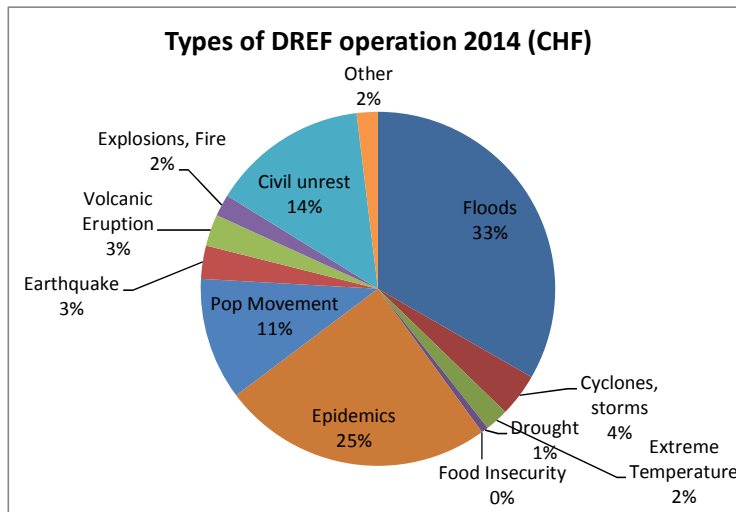
<http://cred.be/download/download.php?file=sites/default/files/CredCrunch37.pdf>

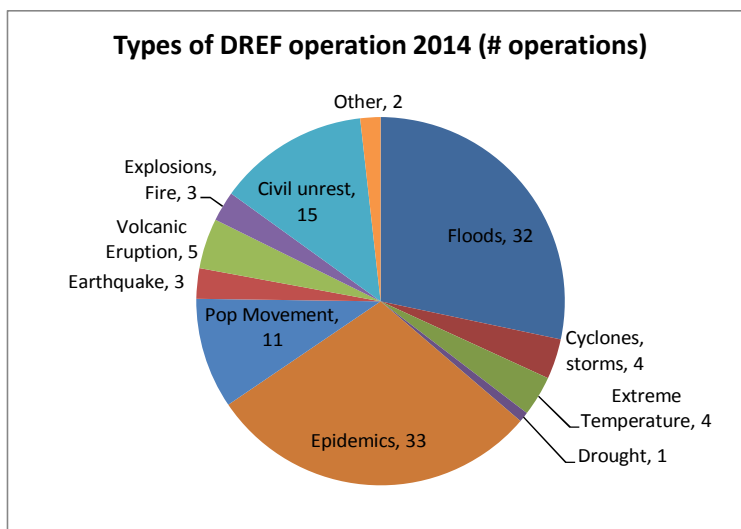
The mortality rate from natural and man-made disasters, excluding health emergencies and epidemics, was the lowest since 1986, and well below the ten year average. On the other hand, the death toll of the on-going Ebola epidemic in West Africa (8,600 deaths at 31 December 2014) is much higher than the total mortality rate of all natural disasters in 2014 (6,434). DREF provided loans to 5 emergency appeals in response to Ebola and grants to support preparedness activities in 12 neighbouring or high-risk countries. The support to the Ebola response is detailed in the section on operations in Africa below.

Analysis indicates that after the Ebola outbreak, it is floods and landslides which caused the highest mortality, although the number of hydrological events was lower in 2014 than the ten-year average, as was the number of cyclones, especially in the North Atlantic.



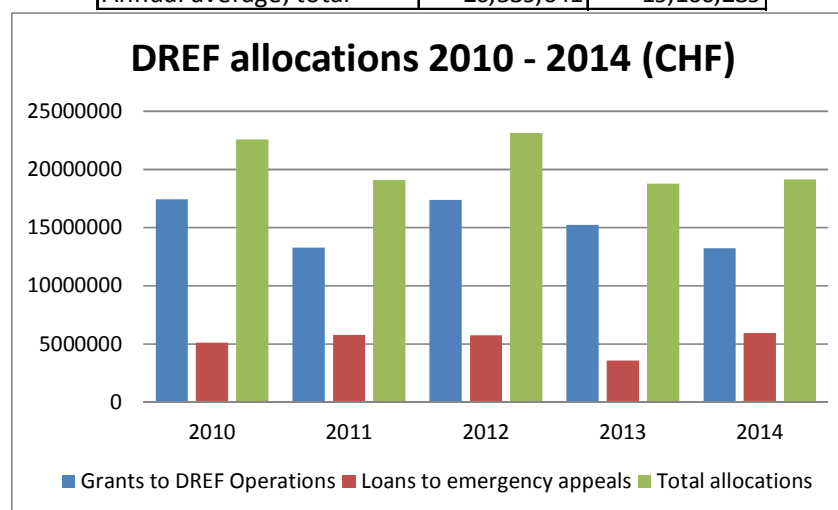
The most serious and damaging floods occurred Europe and in South Asia: Nepal, Pakistan and Bangladesh in early September, for which emergency appeals were launched, and in India where the DREF supported the National Society with a grant. Floods and landslides seriously affected Afghanistan. There was a corresponding drop in the number of requests for response to cyclones and storms from other regions in 2014, while those for epidemics, population movement and civil unrest increased. This increase was generated mainly by response to internal violence and conflict in South Sudan, Nigeria, Iraq and Ukraine, in addition to existing chronic humanitarian crises caused by the ongoing conflict in Syria and Central African Republic. The number of chronic humanitarian emergencies is increasing and the IFRC and other humanitarian organisations are finding that their emergency funding mechanisms and the funding available to make the necessary humanitarian assistance sustainable is limited.





Taking into account annual variations in the number of disasters reported over the last five years, and in the amount and number of DREF allocations made, we have calculated the average DREF allocations over the five year period from 2010 to 2014. The total amount allocated in 2014 was 7 per cent under the 5-year average, with grants 13 per cent below the average and the amount of allocations made as loans to emergency appeals nearly 13 per cent higher.

Average DREF allocations 2010 - 2014		2014
Annual average, grants	15,289,765	13,240,302
Annual average, loans	5,249,876	5,919,987
Annual average, total	20,539,641	19,160,289

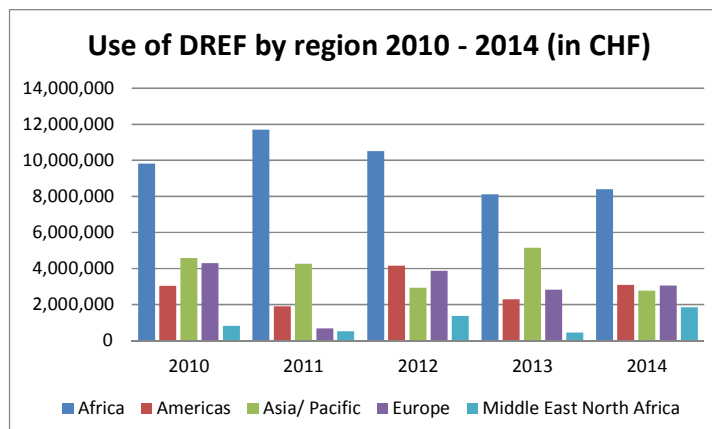


The average amount of DREF loans in 2014 was higher than in previous years. This is not only due to the exceptional allocation of CHF 1 million to underwrite the costs of the ERU deployment which was the basis of setting up the Kenema Ebola virus treatment centre in Sierra Leone. The amount allocated as loans was also higher than previous years in Europe (appeals for floods response in Serbia and Bosnia Herzegovina and for civil unrest in Ukraine) and for Iraq. However, all the above average loan amounts have been reimbursed to the DREF. The non-reimbursement to date of nine loans is in some cases due to low funding to the appeals, but also due to an increasing number of contributions to appeals which are earmarked by donors, which prevents the reimbursement. The amount of outstanding loans is given in the tables of allocations by Zones below.

The average amount of grants was lower than the two previous years.

Average amount of DREF allocations in CHF	2009	2010	2011	2012	2013	2014
Loans to emergency appeals	200,468	204,265	239,702	192,005	224,412	269,090
Grants for DREF operations	168,343	154,280	153,179	164,195	191,979	161,467

Analysis of use of DREF by region



As in previous years, the majority of DREF allocations were made for African National Societies, with 13 loans to emergency appeals out of 25, and 43 grants for DREF operations out of 113. The amount allocated was only slightly higher than in 2013 and lower in amount and percentage of the total (44 per cent) than in previous years, in spite of the number of allocations made for Ebola response and for civil unrest and population movement. Emergency appeals were launched to support ongoing Ebola response in Guinea, Sierra Leone and Liberia, then for Senegal and Nigeria when cases of Ebola were confirmed, in order to step up the preparedness action already taken by the National Society through grant-funded operations.

The other appeals in Africa region were for South Sudan, where the complex emergency caused by internal conflict and further impacted by an outbreak of cholera, for Uganda and Ethiopia in response to population movement from South Sudan, and for Niger in response to population movement from Nigeria. The same internal violence in Nigeria led to an emergency appeal launched for Nigeria Red Cross to bring assistance to internally displaced people.

The amount allocated to National Societies the Americas region represented 16 per cent of the total allocated. The amount was higher than in 2013, with 19 allocations compared to 10 in 2013. Four start-up funding loans were made to emergency appeals launched to support response to an earthquake in Chile in April, in response to floods in Paraguay (2 allocations) and drought in Honduras. Grants were made to support response to earthquakes in Nicaragua and Guatemala and to volcanic eruptions in El Salvador and Ecuador. There were fewer flood and cyclone response operations than in previous years as the 2014 Atlantic hurricane season generated no major response operations. One grant was allocated in support of regional emergency response preparedness for Ebola virus.

The amount allocated and the number of allocations made to National Societies the Asia Pacific Zone was lower than in 2013, representing 14 per cent of the total. Four allocations were made as loans to emergency appeals, to support response to monsoon flooding in Nepal, Bangladesh and Pakistan and one in response to floods in the Solomon Islands, and 8 grant allocations. Although 2 grants were made to the Philippines Red Cross for response to typhoons Rammasun and Hagupit,

the number of cyclones which hit vulnerable countries in Asia (6) was much lower than in previous years.

For Europe Zone, a total of 19 allocations were made, with 16 grants and 3 start-up funding loans to support response to floods in Bosnia and Serbia and to civil unrest in Ukraine. This internal unrest also caused population movement from Ukraine to Belarus and the Russian Federation, where the National Societies both requested DREF grants to bring assistance to displaced people. Weather-related events, floods and extreme winter conditions generated all the other DREF requests. The allocations represented 15 per cent of the total.

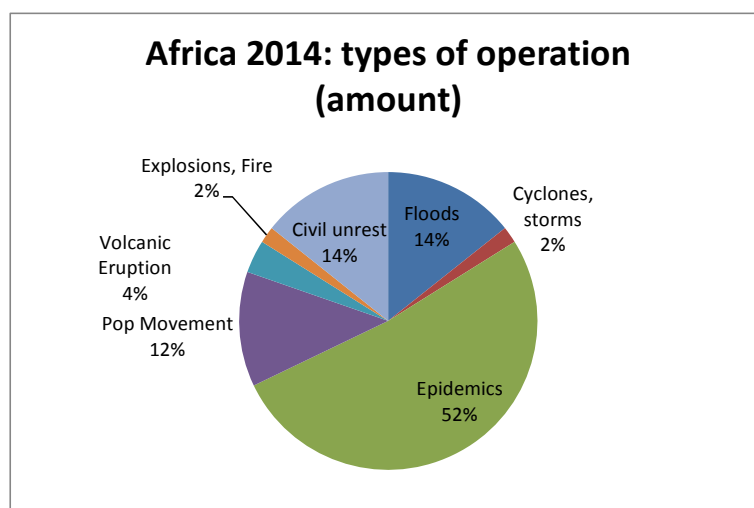
Five grant allocations were made to National Societies in the Middle East North Africa region compared to 3 in 2013, and one start-up funding loan for an emergency appeal for displaced population in Iraq. One allocation was made to support the Moroccan Red Crescent in their response to flash floods with the other grants being made to support response to civil unrest or population movement. The allocations represented 9 per cent of the total.

Africa

Use of DREF by region	Loans to emergency appeals	Loans reimbursed to DREF	Grant allocations	Total allocations			
East Africa	3	606,695	0	15	2,231,947	2,838,642	
Southern Africa	0	0	0	3	458,806	458,806	
West and Central Africa	*10	2,362,239	9	2,108,724 (89%)	**25	2,751,321	5,113,560
Total Africa	13	2,968,934	9	2,108,724 (71%)	43	5,442,074	8,411,008

*More than 1 allocation to the same operation (total 10 appeals); ** 2 allocations for the same operation (total 23 operations)

Number of beneficiaries: 6,761,384



The outbreak of Ebola which was confirmed in Guinea in March, and its spread to Sierra Leone and Liberia, led to the widespread mobilization of financial, human and material resources by the IFRC. Based on the previous experience and learning from National Society response to Ebola and other haemorrhagic fevers in Africa, the DREF was used to finance the immediate emergency response by the National Societies in these 3 countries, followed by emergency appeals. The risk of the outbreak spreading to other countries was confirmed when one case was reported in Senegal and other cases in Nigeria and Mali, but through immediate action in isolating the confirmed cases and tracing all contacts, these outbreaks were able to be contained. Therefore the decision was taken to use the DREF for preparedness operations in all surrounding countries and any other high-risk countries. The small-scale operations allowed the awareness raising and training of staff and volunteers of National Societies, to be able in turn to inform and prepare those people most at risk of

infection, and the provision and training in the proper use of protection equipment. These operations not only provided the National Societies with a level of preparedness to respond but also allowed the appropriate messaging and information on the virus, which was mainly unknown in West Africa and caused extensive fear.

An allocation was also made to the Red Cross of the Democratic Republic of Congo to respond to an outbreak of Ebola which was not linked to the outbreak in West Africa. The country has responded to occurrences of Ebola in the past and was fast to respond, which enabled the outbreak to be contained, although around 50 people lost their lives.

Although overshadowed by the Ebola outbreak, there were also operations in response to serious cholera outbreaks in Nigeria, Ghana and Cameroon, and in southern Niger, where the outbreak affected a majority of people displaced from Nigeria by the Boko Haram attacks. An operational review of the response to cholera in Ghana has been carried out in early 2015 which confirms the appropriateness of the “sword and shield” approach used by National Societies. Originally developed by UNICEF, the “Sword and Shield” approach is a combination of epidemiology and WASH actions. Epidemiological information collected guides appropriate, efficient and targeted WASH actions. The “Sword” strategy is an intervention in the epidemic phase at the confirmation of the first cholera cases. It is based on advance preparation that allows in a short term an excellent reactivity and an early response in affected zones. The “Shield” strategy encompasses sustainable preventive Water, Sanitation and Hygiene interventions. It is performed before or after cholera epidemic periods in the localities considered as at risk for cholera. It is also implemented during emergency situations and its aim is to prevent the spread of outbreaks by protecting populations not yet affected.

<http://www.ifrc.org/en/news-and-media/news-stories/africa/cameroon/grappling-with-a-cholera-epidemic-in-northern-cameroon-67399/>

There were significantly fewer floods response operations in 2014 in all regions of Africa compared with previous years and only one operation in response to cyclones, which was for the Comoros in response to Cyclone Hellen. The cyclone also affected Mozambique and Madagascar but without the National Societies requesting support from the DREF. There were two requests from Southern Africa region for response to floods in South Africa and Zimbabwe but no flood response operations in West Africa. During the first quarter of 2014, DREF grants were allocated to support the response to flash floods in Burundi and Tanzania and for floods response in the Seychelles. In September an allocation was made to the Sudanese Red Crescent when widespread floods affected the country.

<http://www.ifrc.org/en/news-and-media/news-stories/africa/tanzania/helping-families-build-their-resilience-in-the-aftermath-of-a-disaster-66620/>

Tanzania floods review and lessons learned:

<http://adore.ifrc.org/Download.aspx?FileId=65820&.pdf>

Seychelles floods review: <http://adore.ifrc.org/Download.aspx?FileId=58156&.pdf>

A number of DREF grant allocations were made the Nigeria Red Cross during 2014 as the country was meeting several humanitarian challenges. In addition to the cholera response operation which started in April, an allocation was provided to the National Society to bring psychological and material support to people affected by the bomb blast in Jos in May.

<http://www.ifrc.org/en/news-and-media/news-stories/africa/nigeria/nigerian-red-cross-provides-psychosocial-support-to-blast-survivors-66360/>

As the number of people displaced internally by the internal violence in the North East of the country grew, the National Society launched an emergency appeal to support their assistance and a start-up funding loan was made from the DREF. At the end of the year, a grant allocation supported the National Society to boost their preparedness for the presidential elections originally planned for February 2015.

Other operation review reports which were posted on the IFRC evaluations database in 2014 were:

Malawi floods (2013): <http://adore.ifrc.org/Download.aspx?FileId=58188&.pdf>

Zimbabwe floods (2013): <http://adore.ifrc.org/Download.aspx?FileId=58190&.pdf>

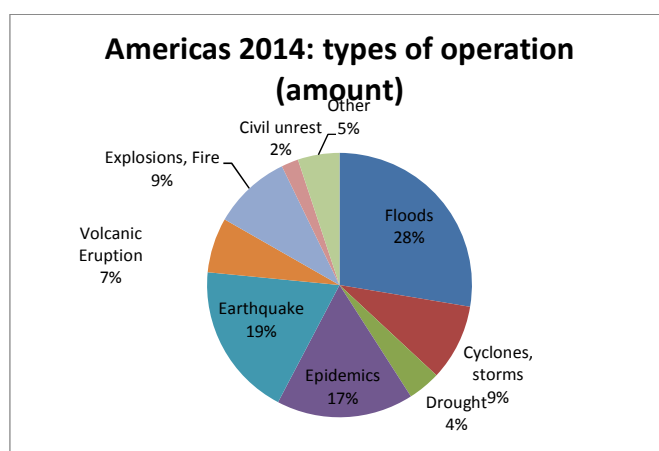
Other reviews and lessons workshops were carried out following the cholera response operations in Benin and Togo, and the response to Hepatitis E by the Uganda Red Cross.

Americas

Use of DREF by region	Loans to emergency appeals	Loans reimbursed to DREF	Grant allocations	Total allocations
Caribbean	0	0	3	536,221
Central America	1	122,717	5	903,365
South America	*3	672,658	**6	746,401
Americas (regional)			1	100,000
Total America	4	795,375	15	2,285,987

* 2 allocations for same operation (total 3 appeals); 2 allocations for the same operation (total 13 operations)

Number of beneficiaries: 171,160



As reported above, there fewer flood and cyclones than average in Americas region in 2014. A cyclone affected St Lucia and St. Vincent and the Grenadines at the beginning of the year, while floods affected Bolivia and Paraguay. After action reviews were carried out of the first two operations by the Canadian Red Cross followed by beneficiary satisfaction surveys: <http://adore.ifrc.org/Download.aspx?FileId=68128>
<http://adore.ifrc.org/Download.aspx?FileId=65111>

Three earthquakes affected Chile, Nicaragua and Guatemala in 2014. An emergency appeal was launched to support the Chilean Red Cross, while DREF grants supported the response in Nicaragua and Guatemala. In Nicaragua, the National Society provided holistic assistance to those affected, including through cash vouchers for the purchase of food and shelter repair materials: <http://adore.ifrc.org/Download.aspx?FileId=74471>

The National Societies of Chile and Bolivia included cash-based relief interventions in their DREF-funded operations they carried out to the fire in Valparaiso and to the floods in Bolivia. The Chilean Red Cross chose a mixed relief items and cash response which was well documented through a beneficiary satisfaction survey and lessons learned exercise: <http://adore.ifrc.org/Download.aspx?FileId=74617>

The Bolivian Red Cross used cash vouchers to provide food assistance for families affected by the floods, which followed several months of heavy rainfall at the beginning of 2014 in Beni and Pando departments of Bolivia's Amazon region. <http://adore.ifrc.org/Download.aspx?FileId=72265>

The Salvadoran Red Cross Society responded to the eruption of the Chaparrastique volcano in early January with support of a DREF grant. Their response both prioritized covering the immediate needs of the people affected in terms of pre-hospital care, emergency evacuations, and provision of non-food items and drinking water to sheltered families and protecting livelihoods through the provision of poultry, feed for livestock and farm animals. The operation also supported the communities by providing community clean-up kits, first aid kits, and training in health, water and sanitation. A lessons learned workshop and a beneficiary satisfaction survey were carried out at the end of the operation.

<http://adore.ifrc.org/Download.aspx?FileId=66790>

The review report from the evaluation of DREF-funded response operations to outbreaks of dengue fever in five central American countries in July and August 2013 was posted in 2014.

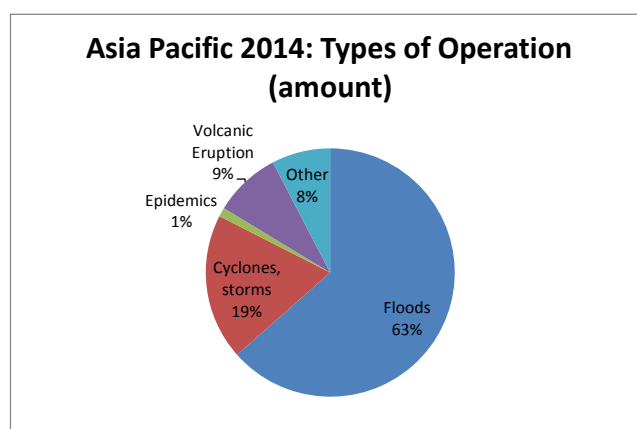
<http://adore.ifrc.org/Download.aspx?FileId=73317&.zip>

Two DREF-funded operations in response to dengue and chikungunya were carried out by the National Societies in El Salvador and Haiti, but the final reports are pending.

Asia Pacific

Use of DREF by region	Loans to emergency appeals		Loans reimbursed to DREF		Grant allocations		Total allocations
East Asia	0	0	0	0	0	0	0
Pacific	1	158,099	1	158,099 (100%)	0	0	158,099
South Asia	3	829,666	1	299,798 (36%)	3	896,757	1,726,423
South East Asia	0	0	0	0	5	881,552	881,552
Total Asia Pacific	4	987,765	4	457,897 (46%)	8	1,778,309	2,766,074

Number of beneficiaries: 534,083



Following 2013, where the number of strong cyclones which affected vulnerable countries in Asia Pacific was very high, 2014 was a much quieter year. Typhoons Rammasun and Hagupit affected the Philippines in August and December and while the effects were much less damaging than Typhoon Haiyan in 2013, the response presented challenges because Typhoon Rammasun struck at a time when the Red Cross and other humanitarian actors were also responding to the needs wrought by Typhoon Haiyan. Significant resources of the Philippine Red Cross, including volunteers and staff, were therefore handling multiple responses. The DREF allocation enabled Philippines Red Cross to provide food packages to some 2,000 families and replenish the tarpaulins that were

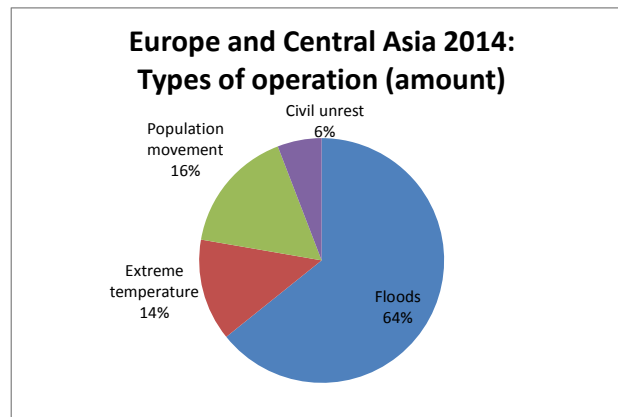
dispatched to meet immediate shelter needs of some 5,000 families. It also covered the costs of deploying assessment teams as well as expenses relating to distribution and monitoring. <http://adore.ifrc.org/Download.aspx?FileId=70417>

Response to floods generated the largest number of DREF requests in the Asia Pacific region in 2014, with emergency appeals being launched for the Solomon Islands in April, and for Nepal, Pakistan and Bangladesh in September. DREF grants were allocated to the Indian Red Cross and to the Afghan Red Crescent Society, when flash and floods and landslides affected the country in May. An after-action review was carried out with support of the Canadian Red Cross in August to allow for an adjustment and revision of the Plan of Action, and recommendations for future response to be provided to the National Society. <http://adore.ifrc.org/Download.aspx?FileId=64275&.pdf>

Europe and Central Asia

Number of beneficiaries: 171,055

Use of DREF by region	Loans to emergency appeals		Loans reimbursed to DREF		Grant allocations		Total allocations
C & E Europe, southern Caucasus	2	624,939	2	624,939 (100%)	8	1,109,800	1,734,739
BRUM (Belarus, Russian Fed, Ukraine, Moldova)	1	178,488	1	178,488 (100%)	4	799,256	977,744
Central Asia	0	0			4	344,301	344,301
Total Europe and Central Asia	3	803,427	3	803,427 (100%)	16	2,253,357	3,056,784



The profile of the response operations carried out by European and Central Asia National Societies with support from DREF in 2014 was similar to that in previous years. Four operations were carried out in January and February to bring assistance to those most affected by extreme winter temperatures, by the Belarusian, Armenian, Serbian and Slovenian National Societies. Lessons learned workshops were carried out with the staff and volunteers involved in the operations and valuable recommendations provided for future operations.

The majority of DREF-funded operations in the region were in response to floods (12 of 19), with two operations becoming emergency appeals when the humanitarian needs caused by the extensive flooding in Serbia and Bosnia Herzegovina in May 2014 were beyond the scope of a DREF operation. Floods also affected Russia, Georgia, Bulgaria and Hungary, and Kazakhstan and Tajikistan in Central Asia. Three separate allocations were made to the Red Crescent Society of Tajikistan in April and May for flooding incidents in different parts of the country. A review of these operations was

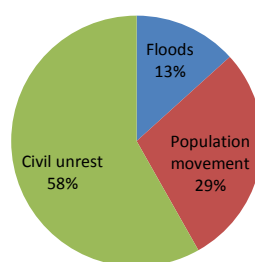
carried out, with beneficiary satisfaction surveys and lessons learned workshops. <http://adore.ifrc.org/Download.aspx?FileId=72190&.pdf>

In late 2013, the Ukrainian Red Cross requested support from the DREF to allow it to step up its assistance to people injured in the civil unrest. As the unrest continued in 2014 a second allocation was made to extend assistance to the National Society branches across the country and an appeal was launched in May. The on-going conflict caused people to seek refuge from the fighting in Russia and Belarus, where the National Societies provided the displaced people with assistance.

Middle East North Africa

Use of DREF by region	Loans to emergency appeals	Loans reimbursed to DREF	Grant allocations	Total allocations			
Middle East	1	364,486	1	364,486 (100%)	4	856,362	1,220,848
North Africa	0	0	0	0	2	624,212	624,212
Total MENA	1	364,486	1	364,486 (100%)	6	1,480,574	1,845,060

Middle East North Africa 2014: Types of operation (amount)



Number of beneficiaries: 192,990

The Syria crisis was for another year at the center of response operations by National Societies in the Middle East. In 2014, the fighting spread to Iraq causing a large scale internal displacement of people towards Kurdistan. An emergency appeal was launched to support the Iraqi Red Crescent Society to meet urgent humanitarian needs with start-up funding from the DREF.

The DREF also supported the Palestinian Red Crescent and Magen David Adom to bring medical assistance to people affected by the Gaza crisis in July, and provided support to the Libyan Red Crescent in August.

The Moroccan Red Crescent requested support from the DREF to respond to flash floods in November 2014.

Contributions

The total contributions for 2014 stood at CHF 14.4 million which represents 77 per cent of the appeal target of just over CHF 18.8 million. The target was based on the forecast for allocations of CHF 20.2 million and of DREF grants of CHF 15 million. As overall allocations were 5 per cent below this forecast, and grants 13 per cent the forecast, the balance of DREF at the end of 2014 remained high and consequently the amount of funding requested in 2015 has been dropped to CHF 15.7 million.

Contributions are made to the DREF either as annual contributions or as reimbursement of specific allocations the Fund has made, or replenishments. In 2014, 54 per cent of the funding received was from annual contributions and 46 per cent from replenishments. Both annual contributions and replenishments were lower than in 2013, but large annual contributions made at the end of 2013 replaced 2014 contributions in some cases.

As the number of grant allocations was lower than average, the amount of replenishments was automatically lower. The percentage of grants replenished was also lower than in 2013: 56 per cent compared to 63 per cent in 2013.

Multi-year funding agreements with several donors provided stable and predictable funding for the DREF. This is the case for Canadian and Netherlands Governments through the Canadian and Netherlands Red Cross, the Australian government through the Australian Red Cross and the Spanish Government. Medtronic Foundation and Z Zurich Foundation provide funding through multi-year agreements and a new agreement was implemented in 2014 with Mondelez International Foundation whereby USD 1 million is made available to the DREF for 2014 and 2015 (CHF 500,000 each year). The European Commission, Belgian Government and the Irish Government renewed their annual support to DREF in 2014.

Donors to the DREF 2014					
Annual contributions			Replenishment of specific allocations		
	Amount in CHF	% of total		Amount in CHF	% of total
American Red Cross	88,723	0.62%	Belgian Govt	707,720	4.91%
American Govt (Mission PRM)	98,920	0.69%	Canadian Govt	463,965	3.22%
Australian RC (Govt)	837,342	5.80%	Canadian RC	131,542	0.91%
British Red Cross	308,353	2.14%	DG ECHO	3,461,076	23.99%
Danish RC/Govt	464,896	3.22%	Italian Govt	357,059	2.48%
Irish Govt	1,320,473	9.15%	Netherlands RC (Govt)	734,383	5.09%
Japanese RC/Govt	86,492	0.60%	Netherlands RC	290,069	2.01%
Luxembourg Govt	120,041	0.83%	Iranian Red Crescent	8,586	0.06%
Medtronic Foundation	100,000	0.69%	Spanish Govt	528,869	3.67%
Mondelez International	908,521	6.30%			
Norwegian Govt	1,311,866	9.09%			
Swedish RC/Govt	646,086	4.48%			
Swiss Red Cross (Govt)	600,000	4.16%			
Swiss Red Cross	40,000	0.28%			
Z Zurich Foundation	702,000	4.87%			
Corporate, other (incl. NY office)	44,181	0.31%			
Private, other	63,931	0.44%			
Total annual contributions	7,741,825	53.67%	Total replenishments	6,683,269	46.33%
Total contributions 2014				14,425,094	

DREF development and improvement

DREF evaluation

An evaluation of the DREF was carried out between mid-October and mid-December 2014, looking at how best to keep the Fund relevant, efficient, effective and sustainable. Based on the recommendations of the last review of the Fund in 2006 and the audit of procedures 2010, the DREF has improved its criteria and procedures, scaled-up its capacity and become more widely used and appreciated by users and donors. The evaluation was commissioned to provide the

Secretariat with recommendations on future development and improvement of DREF in light of the current circumstances and environment of the DREF, that of its users and donors, and to advise on its future scope and functions, while ensuring its sustainability. The evaluation team was led by an independent evaluator and included representatives of both user national societies and donors to the DREF.

The draft report and recommendations were provided to the Secretariat in February. The overall findings show that the DREF remains a valuable effective and efficient tool in funding timely National Society disaster response, rated highly by both users and donors, and that it considers the Fund should maintain its current focus, procedures and structures while improving some aspects of the Fund management. The main recommendations are around the strengthening of monitoring and evaluation of DREF operations, on the level and transparency of audits, and the improvement in capturing information and learning from DREF operations.

The Secretariat Geneva and field disaster management team have provided feedback to the report and follow up to the recommendations, which is currently being approved by senior management. The document with management feedback will be posted on the IFRC's public evaluation database in April 2015.

Introduction of the Emergency Plan of Action (EPOA)

In 2014 all DREF operations (except one at the beginning of the year) were planned using the new EPOA templates, which were designed to make the planning and budgeting of emergency operations clearer and more logical. The learning from this first year of use of the templates has been used to revise them in 2015. Training materials were developed and two pilot trainings delivered to National Society and Secretariat staff in June 2014 in Budapest and Kuala Lumpur, and further training for National Societies has been carried out in Asia Pacific Zone.

Outcome and outputs	Indicators (targets) for 2014	Progress, achievements, constraints
Outcome: Sufficient funding is available through the DREF to meet the requests from National Societies for financial support for their relief operations		
Output 1.1: Adequate contributions to the DREF	<p>Indicator 1.1 a: Amount of contributions vs. amount of allocations</p> <p>Amount of contributions + interest at 31.12..2014: CHF 14,408,352 (See attached financial report for details)</p> <p>Amount of allocations at 31.12.2014: CHF 19,160,289.</p>	<p>Contributions to the DREF (Outcome 1.1)</p> <p>Although the funding received was below target, the lower than average amount of DREF grants (CHF 13,240,302) meant that the balance of the DREF was maintained in 2014.</p> <p>At 31.03.2015 66 per cent of DREF loans made in 2014 had been reimbursed to the DREF.</p> <p>The level of reimbursement of loans for 2013 was 68 per cent</p> <p>Reimbursement of DREF loans has been limited in 2013 and 2014 not only by low funding to appeals in some cases, but also by stricter earmarking of pledges by donors which makes the reimbursement impossible.</p> <p>In follow up to findings in the DREF review, a change in the reimbursement procedures will be introduced in 2015 to facilitate a rapid reimbursement of the loan after 3 months from all cash pledges for emergency response, whether earmarked or not.</p>
Output 1.2: Minimum balance of funding in the DREF maintained	<p>Indicator 1.2 a: Level of DREF balance</p> <p>DREF balance at 01.01.2014: CHF 15,732,757</p> <p>DREF balance at 31.12.2014: CHF 16,167,027</p> <p>Indicator 1.2 b: Over 80% of DREF loans are reimbursed to the DREF</p>	

Outcome and outputs	Indicators (targets) for 2012	Progress, achievements, constraints
Outcome: National Societies provide timely and relevant assistance to beneficiaries		
	Indicators: Beneficiary satisfaction / achievements reported in final report	Bringing relevant assistance to beneficiaries (Outcome 2) Information from final reports informs on beneficiary consultation through participatory assessments, communication with beneficiaries during the operations and beneficiary

		<p>satisfaction surveys.</p> <p>In 2014, 64% of final reports noted consultation and communication with beneficiaries.</p> <p>39% reported satisfaction or KAP surveys which have the objective of ensuring that the assistance provided is relevant to the needs of the beneficiaries, or that knowledge and behaviour change has taken place.</p> <p>In 2013, 47% of final reports noted consultation and communication with beneficiaries.</p>
<p>Output 2.1: Timeliness in DREF requests and approval process</p> <p>Output 2.2: Improved understanding of and compliance with DREF procedures and guidelines</p>	<p>Indicator 2.1:</p> <p>2014 target: 80% within 10 days of disaster</p> <p>Time from disaster to DREF approval 2013: 68% approved within 10 days of disaster 85% approved within 2 weeks</p> <p>Indicator 2.2: Percentage of requests meeting DREF criteria*</p> <p>2014 target: 90%</p> <p>10 requests were turned down by Geneva or Zone offices (9%). Of the 102 requests approved, approximately 8 (8%) needed revision to meet the criteria before approval.</p> <p>*These figures are based those requests which are copied to the Geneva Secretariat. Secretariat Zone offices may reject, or revise requests without informing Geneva.</p>	<p>In 2014, 58 DREF requests were for sudden onset disasters, and 16 for response to imminent crisis (action before the event)</p> <p>43 requests or 74% were approved within 10 days</p> <p>55 requests or 95% were approved within 2 weeks</p> <p>Response to imminent crisis: Of 16 requests for preparedness for imminent crisis, 14 were for Ebola preparedness and 2 for elections preparedness in Malawi and Nigeria.</p> <p>Improved understanding of and compliance with DREF procedures and guidelines (Outcome 2.2):</p> <p>The Africa Zone DMU improved the quality of the DREF requests by setting up strategy calls between the country and/or regional offices and Geneva before the request is submitted in order to agree on strategy and content and ensure they are eligible for DREF and meet the criteria. This has allowed a big improvement in the DREF requests received in 2013.</p> <p>The practice of holding strategy calls will be extended to other Zones in 2015.</p>

Outcome and outputs	Indicators (targets) for 2012	Progress, achievements, constraints
Outcome: Improved accountability, reporting and learning from DREF operations		

<p>Output 3.1: Increased compliance and quality in DREF operation planning and reporting</p>	<p>Indicator 3.1a: DREF plans and final reports using PoA Target for 2014: 100%</p> <p>Indicator 3.1.b: Final reports for DREF operations are expected to be posted 3 months after the end of the operation. 2014 target: 50% early or on time 70% less than one month late</p> <p>2014 performance: 40% early or on time 46% posted within 1 month 65% posted with 2 months 78% posted within 3 months</p> <p>2013 performance: 39% were posted early or on time 55% were posted within 1 month 66% were posted within 2 months 78% were posted within 3 months Therefore 22% were over 3 months late</p>	<p>Emergency Plan of Action (Output 3.1): Only one operation at the beginning of 2014 was not planned using the new templates. At 31.12.2014 all DREF operations were being planned and reported on using the EPOA templates. The use of the templates has allowed revision based on best practice and the templates have therefore been improved over the year.</p> <p>Timeliness of DREF final reports (Output 3.1): As in 2013, DREF officer position for the Africa Zone continued to build capacity and support National Societies in preparing timely and quality DREF requests (ref. Output 2.1, timeliness of DREF requests), providing support in monitoring and evaluation of operations (ref. Output 3.2), and supporting National Societies in timely and quality final reports (Output 3.1). The reporting performance of the Zone has been improved over the last 2 years. The level of late reports is highest in Americas Zone. While the quality of narrative reports is very good, the delays are generally due to late submission of financial reports by National Societies.</p>
<p>Output 3.2: Monitoring and evaluation missions of DREF operations and lessons learned are mainstreamed and standardized</p>	<p>Indicator 3.2 a: Percentage of DREF operations monitored and evaluated</p> <p>In 2014, 84% of final reports showed monitoring and evaluation of the operation. Reviews or lessons learned workshops were reported in 54% of operations.</p>	<p>Monitoring and Evaluation of DREF operations (Output 3.2):</p> <p>Reviews were carried out of dengue operations in Central America, the response to floods in St. Vincent and the Grenadines and St. Lucia, Bolivia floods 2014 (carried out by Canadian RC). In Africa Zone, reviews were carried out for Benin and Togo cholera, Seychelles floods, Ghana cholera. Monitoring missions were carried out of Burundi flash floods, Uganda Hepatitis E, Tanzania flash floods. In Asia Pacific Zone an after-action review was carried out by Canadian RC. In Europe Zone, a review was carried out of 3 Tajikistan floods operations.</p>

Risk Analysis

As in 2013 and reported under Outcome 3.1, the poor performance in timeliness of final reports in 2014 is still a handicap which damages the overall quality of DREF operation reports. The use of the Emergency Plan of Action templates has made planning and reporting more concise and clear, but delays in clearing working advances by some National Societies delays the publishing of the final report. In some cases, the late reporting has also delayed the approval and transfer of new DREF allocation requests from these National Societies.

By close monitoring of DREF operations in Africa Zone, supported by the DREF officer Africa, delays in financial reporting have been reduced. This support is continuing in 2015 through monitoring and support missions directly with the National Societies, and distance support to IFRC project managers.

DREF audits

As in previous years, all DREF operations where the funds are transferred to the operating National Society on a cash transfer basis (as opposed to working advance) are audited by external auditors. In addition, and in respect of the criteria drawn up with the DREF advisory group, a number of DREF operations carried out by two National Societies were audited by external auditors in 2014.

Stakeholder Participation and Feedback

The DREF advisory group, with representation from partner National Societies who are donors to the DREF, works with the Secretariat in promoting efficient use of the fund. The group held its annual meeting at the Secretariat offices in Nairobi in April 2014 and agreed on priorities for the development of DREF in 2014.

The group also supported the Secretariat in preparing the terms of reference of the DREF evaluation and Canadian Red Cross supported the implementation of the review by making a staff member available to be part of the evaluation team. A meeting of the advisory group was held in February 2015 to capture their feedback on the report and the group will participate in follow up on some of the recommendations in 2015.

How we work

All IFRC assistance seeks to adhere to the [Code of Conduct for the International Red Cross and Red Crescent Movement and Non-Governmental Organizations](#) (NGO's) in Disaster Relief and the [Humanitarian Charter and Minimum Standards in Humanitarian Response \(Sphere\)](#) in delivering assistance to the most vulnerable.

The IFRC's vision is to inspire, encourage, facilitate and promote at all times all forms of humanitarian activities by National Societies, with a view to preventing and alleviating human suffering, and thereby contributing to the maintenance and promotion of human dignity and peace in the world.

www.ifrc.org
Saving lives, changing minds.



The IFRC's work is guided by Strategy 2020 which puts forward three strategic aims:

1. Save lives, protect livelihoods, and strengthen recovery from disaster and crises.
2. Enable healthy and safe living.
3. Promote social inclusion and a culture of nonviolence and peace.

Find out more on www.ifrc.org

Contact information

For further information specifically related to this report, please contact:

Elizabeth Soulié, Senior Officer DREF, Disaster and Crisis Management; elizabeth.soulie@ifrc.org;
phone +41 22 730 4479; and fax +41 22 733 0395

DREF FINANCIAL REPORT

FINAL REPORT DRAFT

Selected Parameters			
Reporting Timeframe	2014/01-12	Programme	MDR00001
Split by funding source	Y	Budget	APPROVED

Refreshed on 05-Mar-2015

All figures are in Swiss Francs (CHF)

I. Funding

	Raise humanitarian standards	Grow RC/RC services for vulnerable people	Strengthen RC/RC contribution to development	Heighten influence and support for RC/RC work	Joint working and accountability	TOTAL	Deferred Income
A. Target		18,822,766				18,822,766	
B. Opening Balance		15,732,757				15,732,757	
Income							
Cash contributions							
American Red Cross		88,723				88,723	
Australian Red Cross (from Australian Government*)		837,342				837,342	
Belgian Federal Government		707,720				707,720	
BlackRock		632				632	
BP British Petroleum		136				136	
British Red Cross		308,353				308,353	
Canadian Red Cross		131,542				131,542	
Canadian Red Cross (from Canadian Government*)		463,965				463,965	
Danish Red Cross (from Danish Government*)		464,896				464,896	
Estate of Barbara J. Cailler		367				367	
European Commission - DG ECHO		3,461,076				3,461,076	
Halliburton		699				699	
Hewlett Packard Co. Foundation		667				667	
Irish Government		1,320,473				1,320,473	
Italian Government Bilateral Emergency Fund		357,059				357,059	
Japanese Red Cross Society		86,492				86,492	
Luxembourg Government		120,041				120,041	
Luxembourg - Private Donors		151				151	
Marriott International Inc.		3,498				3,498	
Medtronic Foundation		100,000				100,000	200,000
Mellon Bank		236				236	
Mondelez International		908,521				908,521	
Netherlands - Private Donors		152				152	
Norwegian Red Cross (from Norwegian Government*)		1,311,866				1,311,866	
On Line donations		38,282				38,282	
Oracle Corporation		1,359				1,359	
Other		15,708				15,708	
Red Crescent Society of Islamic Republic of Iran		8,586				8,586	
Siemens PLM Software		9,911				9,911	
Simple Action Family Foundation.		3,614				3,614	
Spanish Government		528,869				528,869	
Swedish Red Cross		634,366				634,366	
Swedish Red Cross (from Swedish Government*)		11,720				11,720	
Swiss Red Cross		40,000				40,000	
Swiss Red Cross (from Swiss Government*)		600,000				600,000	
The Netherlands Red Cross		290,069				290,069	
The Netherlands Red Cross (from Netherlands Red Cross Silent Emergency Fund*)		734,383				734,383	
United States Government - PRM		98,920				98,920	
United States - Private Donors		9,271				9,271	
United Way		842				842	
Western Union Foundation		22,587				22,587	
Z Zurich Foundation		702,000				702,000	1,500,000
C1. Cash contributions		14,425,094				14,425,094	1,700,000

DREF FINANCIAL REPORT

FINAL REPORT DRAFT

Selected Parameters			
Reporting Timeframe	2014/01-12	Programme	MDR00001
Split by funding source	Y	Budget	APPROVED

Refreshed on 05-Mar-2015

All figures are in Swiss Francs (CHF)

Other Income			
Fundraising Fees	-27,775	-27,775	
Interest Allocation to Programmes	6,192	6,192	
Sundry Income	4,840	4,840	
C4. Other Income	-16,743	-16,743	
C. Total Income = SUM(C1..C4)	14,408,352	14,408,352	1,700,000
D. Total Funding = B + C	30,141,109	30,141,109	1,700,000

* Funding source data based on information provided by the donor

II. Movement of Funds

	Raise humanitarian standards	Grow RC/RC services for vulnerable people	Strengthen RC/RC contribution to development	Heighten influence and support for RC/RC work	Joint working and accountability	TOTAL	Deferred Income
B. Opening Balance		15,732,757				15,732,757	
C. Income		14,408,352				14,408,352	1,700,000
E. DREF Allocations		-13,253,957				-13,253,957	
E. Expenditure		-720,124				-720,124	
F. Closing Balance = (B + C + E)		16,167,027				16,167,027	1,700,000

DREF FINANCIAL REPORT

FINAL REPORT DRAFT

Selected Parameters			
Reporting Timeframe	2014/01-12	Programme	MDR00001
Split by funding source	Y	Budget	APPROVED

Refreshed on 05-Mar-2015

All figures are in Swiss Francs (CHF)

III. Expenditure

Account Groups	Budget	Expenditure					TOTAL	Variance
		Raise humanitarian standards	Grow RC/RC services for vulnerable people	Strengthen RC/RC contribution to development	Heighten influence and support for RC/RC work	Joint working and accountability		
	A					B	A - B	
BUDGET (C)			822,766			822,766		
Logistics, Transport & Storage								
Distribution & Monitoring			434			434	-434	
Transport & Vehicles Costs			496			496	-496	
Total Logistics, Transport & Storage			931			931	-931	
Personnel								
International Staff	462,370		418,827			418,827	43,543	
Total Personnel	462,370		418,827			418,827	43,543	
Consultants & Professional Fees								
Consultants	41,500		37,671			37,671	3,829	
Professional Fees	45,000		59,270			59,270	-14,270	
Total Consultants & Professional Fees	86,500		96,942			96,942	-10,442	
Workshops & Training								
Workshops & Training	36,000		28,327			28,327	7,673	
Total Workshops & Training	36,000		28,327			28,327	7,673	
General Expenditure								
Travel	72,000		44,530			44,530	27,470	
Information & Public Relations	32,000		18,383			18,383	13,617	
Office Costs			352			352	-352	
Communications	10,780		2,988			2,988	7,792	
Financial Charges			180			180	-180	
Other General Expenses	6,000		-1			-1	6,001	
Shared Office and Services Costs	66,900		62,582			62,582	4,318	
Total General Expenditure	187,680		129,014			129,014	58,666	
Indirect Costs								
Programme & Services Support Recover	50,216		43,813			43,813	6,403	
Total Indirect Costs	50,216		43,813			43,813	6,403	
Pledge Specific Costs								
Pledge Reporting Fees			2,271			2,271	-2,271	
Total Pledge Specific Costs			2,271			2,271	-2,271	
TOTAL EXPENDITURE (D)	822,766		720,124			720,124	102,641	
VARIANCE (C - D)			102,641			102,641		

DREF FINANCIAL REPORT

FINAL REPORT DRAFT

Selected Parameters

Reporting Timeframe	2014/01-12	Programme	MDR00001
Split by funding source	Y	Budget	APPROVED

Refreshed on 05-Mar-2015

All figures are in Swiss Francs (CHF)

IV. Breakdown by subsector

Business Line / Sub-sector	Budget	Opening Balance	Income	Funding	Expenditure	Closing Balance	Deferred Income
BL2 - Grow RC/RC services for vulnerable people							
Disaster response	822,766	15,732,757	1,154,394	16,887,152	720,124	16,167,027	1,700,000
Subtotal BL2	822,766	15,732,757	1,154,394	16,887,152	720,124	16,167,027	1,700,000
GRAND TOTAL	822,766	15,732,757	1,154,394	16,887,152	720,124	16,167,027	1,700,000

DREF FINANCIAL REPORT

2014 Annual Report

Selected Parameters	
Period	2014/01-12

Refreshed on 20-Aug-2014

|| figures are in Swiss Francs (CHF)

V. DREF Allocations by Appeal/Zone

Appeal Code	Appeal Name	Type	Start Date	End Date	Status	Grant/Loan	Reimbursement	Balance
Africa								
MDRBI010	Burundi - Flash Floods	DREF	19/02/2014	19/05/2014	Closed	120,783	12,233	108,550
MDRBJ012	Benin - Floods	DREF	20/09/2013	20/01/2014	Closed	0	7,613	-7,613
MDRBJ013	Benin - Cholera Outbreak	DREF	09/10/2013	28/02/2014	Closed	0	11,518	-11,518
MDRBJ014	Benin - Ebola Virus Disease	DREF	27/08/2014	27/11/2014	Active	50,204	0	50,204
MDRCD014	DR Congo - Population Movement	DREF	22/05/2014	22/08/2014	Closed	128,640	11,021	117,619
MDRCD015	Democratic Republic of Congo - Ebola Virus Dis	DREF	29/08/2014	29/11/2014	Active	256,399	0	256,399
MDRCF016	Central African Republic - Floods	DREF	18/09/2013	31/01/2014	Closed	0	8,509	-8,509
MDRCF018	Central African Rep - Ebola Virus Disease	DREF	29/08/2014	29/12/2014	Active	48,697	0	48,697
MDRCG012	Republic of Congo - Floods in Pointe Noire	DREF	29/11/2012	31/03/2013	Closed	0	97,763	-97,763
MDRCG013	Republic of Congo - Floods in Brazzaville	DREF	18/12/2012	18/03/2013	Closed	0	23,547	-23,547
MDRCI006	Côte d'Ivoire - Ebola Preparedness	DREF	18/04/2014	18/07/2014	Closed	60,950	1,031	59,919
MDRCM016	Cameroon - Floods	DREF	30/09/2013	31/01/2014	Closed	0	10,573	-10,573
MDRCM017	Cameroon - Polio	DREF	29/11/2013	28/02/2014	Closed	0	2,716	-2,716
MDRCM018	Cameroon - Cholera	DREF	01/08/2014	05/01/2015	Active	216,918	0	216,918
MDRCM019	Cameroon - Ebola Virus Disease	DREF	24/08/2014	25/01/2015	Active	49,922	0	49,922
MDRCM020	Cameroon - Floods	DREF	05/09/2014	05/02/2015	Active	308,136	0	308,136
MDRCV002	Cape Verde - Volcano Fogo	DREF	05/12/2014	05/04/2015	Active	108,739	0	108,739
MDRET012	Ethiopia - Polio Outbreak	DREF	25/10/2013	25/01/2014	Closed	0	136,056	-136,056
MDRET013	Ethiopia - Population Movement	DREF	28/01/2014	30/06/2014	Closed	125,220	40,568	84,652
MDRET014	Ethiopia - Ebola Virus Preparedness	DREF	29/10/2014	29/03/2015	Active	46,641	0	46,641
MDRET015	Ethiopia - Population Movement	EA	22/12/2014	22/09/2015	Active	150,000	0	150,000
MDRGH010	Ghana - Cholera	DREF	22/08/2014	22/01/2015	Active	157,324	0	157,324
MDRGM009	Gambia - Ebola Virus Disease Preparedness	DREF	15/09/2014	30/01/2015	Active	46,856	0	46,856
MDRGN006	Guinea - Measles Outbreak	DREF	31/01/2014	30/04/2014	Closed	120,982	9,452	111,530
MDRGN007	Guinea - Ebola Virus Disease	EA	26/03/2014	30/06/2015	Active	250,000	250,000	0
MDRGW002	Guinea Bissau - Ebola Virus Preparedness	DREF	08/10/2014	08/01/2015	Active	49,168	0	49,168
MDRKE025	Kenya - Floods	EA	22/04/2013	31/12/2013	Closed	0	22,250	-22,250
MDRKE027	Kenya - Mall Attack	EA	23/09/2013	19/10/2014	Closed	0	26,732	-26,732
MDRKE028	Kenya - Civil Unrest Wajir and Mandera	DREF	09/06/2014	09/09/2014	Closed	266,601.45	0	266,601
MDRKE029	Kenya - Civil Unrest Mpeketoni	DREF	26/06/2014	26/09/2014	Closed	215,491	2,583	212,908
MDRKE031	Kenya - Ebola Virus Disease Preparedness	DREF	23/09/2014	23/12/2014	Active	59,127	0	59,127
MDRKE032	Kenya - Mandera Bus Attack	DREF	01/12/2014	01/03/2015	Active	125,604	0	125,604
MDRKM005	Comoro Islands - Cyclone Helen	DREF	06/04/2014	06/07/2014	Active	89,559	0	89,559
MDRLR001	Liberia - EVD Outbreak	EA	09/04/2014	30/06/2015	Active	101,388	101,388	0
MDRMG010	Madagascar - Plague Outbreak	DREF	12/01/2014	30/06/2014	Closed	137,131	18,432	118,699
MDRML009	Mali - Food Insecurity	EA	04/06/2012	31/03/2013	Closed	0	130,150	-130,150
MDRML010	Mali - Ebola Preparedness	DREF	18/04/2014	31/08/2014	Closed	57,715	7,583	50,132
MDMR006	Mauritania - Floods	DREF	20/09/2013	20/12/2013	Closed	0	400	-400
MDRMW010	Malawi - Civil Unrest	DREF	16/05/2014	16/07/2014	Closed	30,253	10	30,243
MDRMZ010	Mozambique - Floods	EA	30/01/2013	30/11/2013	Closed	0	16,504	-16,504
MDRNA007	Namibia - Floods	DREF	15/03/2013	30/07/2013	Closed	0	57,579	-57,579
MDRNE012	Niger - Floods	DREF	06/09/2013	06/01/2014	Closed	0	8,159	-8,159
MDRNE013	Niger - Population Movement	EA	12/09/2014	30/06/2015	Active	130,000	130,000	0
MDRNE014	Niger - Cholera	DREF	24/12/2014	24/03/2015	Active	261,637	0	261,637
MDRNG015	Nigeria - Cholera Outbreak	DREF	21/04/2014	21/07/2014	Closed	203,530	7,131	196,399

DREF FINANCIAL REPORT

2014 Annual Report

Selected Parameters	
Period	2014/01-12

Refreshed on 20-Aug-2014

All figures are in Swiss Francs (CHF)

V. DREF Allocations by Appeal/Zone

Appeal Code	Appeal Name	Type	Start Date	End Date	Status	Grant/Loan	Reimbursement	Balance
MDRNG016	Nigeria - Explosion	DREF	04/06/2014	04/09/2014	Closed	85,658	5,160	80,498
MDRNG017	Nigeria - Ebola Virus Disease	EA	08/08/2014	31/05/2015	Active	150,000	150,000	0
MDRNG018	Nigeria - Complex Emergency	EA	04/11/2014	04/11/2015	Active	250,000	250,000	0
MDRNG019	Nigeria - Election Preparedness	DREF	23/12/2014	23/03/2015	Active	239,946	0	239,946
MDRRW010	Rwanda - Population Movement	DREF	21/08/2013	21/11/2013	Closed	0	6,031	-6,031
MDRSC003	Seychelles - Floods	DREF	06/02/2014	31/05/2014	Closed	69,342	18,396	50,946
MDRSD019	Sudan - Population Movement	DREF	25/02/2014	25/05/2014	Closed	264,836	156,887	107,949
MDRSD020	Sudan - Floods	DREF	24/09/2014	24/12/2014	Active	303,916	0	303,916
MDRSL005	Sierra Leone - Ebola Virus Disease	EA	06/04/2014	15/06/2015	Active	1,227,336	1,227,336	0
MDRSN009	Senegal - Ebola Virus Disease	DREF	11/04/2014	24/08/2014	Closed	54,848	1,221	53,627
MDRSN010	Senegal - Ebola Virus Disease	EA	08/09/2014	28/02/2015	Active	253,515	0	253,515
MDRSS002	Republic of South Sudan - Polio Outbreak	DREF	25/10/2013	31/01/2014	Closed	0	11,880	-11,880
MDRSS003	Republic of South Sudan - Complex Emergency	EA	09/01/2014	31/07/2015	Active	286,695	0	286,695
MDRTD011	Tchad - Population Movement	EA	30/04/2013	31/03/2014	Closed	0	163	-163
MDRTD012	Chad - Population Movement	DREF	11/02/2014	11/07/2014	Closed	140,756	10,100	130,656
MDRTD013	Chad - Ebola Virus Disease Preparedness	DREF	12/09/2014	12/12/2014	Active	54,766	0	54,766
MDRTG004	Togo - Cholera Outbreak	DREF	03/11/2013	31/03/2014	Closed	0	21,748	-21,748
MDRTG005	Togo - Ebola Virus Disease	DREF	27/08/2014	27/11/2014	Active	49,530	0	49,530
MDRTZ015	Tanzania - Flash Floods	DREF	31/01/2014	30/05/2014	Closed	180,676	11,031	169,645
MDRUG036	Uganda - Hepatitis E	DREF	05/02/2014	31/07/2014	Closed	227,020	35,557	191,463
MDRUG037	Uganda - Population Movement S.Sudan	EA	10/02/2014	31/03/2015	Active	170,000	0	170,000
MDRZA006	South Africa - Limpopo Floods	DREF	22/03/2014	22/05/2014	Closed	165,035	22,890	142,145
MDRZM007	Zambia - Floods	DREF	26/02/2010	12/07/2010	Closed	0	14,730	-14,730
MDRZW009	Zimbabwe - Floods	DREF	18/02/2014	18/07/2014	Closed	263,518	28,484	235,034
Africa						8,411,008	3,123,117	5,287,892

Americas

MDR42002	Americas - Ebola Preparedness	DREF	21/10/2014	21/01/2015	Active	100,000	0	100,000
MDRAR007	Argentina - Floods	DREF	11/04/2013	11/07/2013	Closed	0	22,350	-22,350
MDRBO008	Bolivia - Floods Potosi & Chuquisaca	DREF	12/03/2013	31/07/2013	Closed	0	4,404	-4,404
MDRBO009	Bolivia - Floods	DREF	19/02/2014	19/07/2014	Active	331,399	0	331,399
MDRCL009	Chile - Earthquake	EA	06/04/2014	28/02/2015	Active	152,723	0	152,723
MDRCL010	Chile - Fire Valparaiso	DREF	14/04/2014	12/08/2014	Active	294,089	0	294,089
MDRCR011	Costa Rica - Dengue	DREF	17/07/2013	17/10/2013	Closed	0	5,502	-5,502
MDREC007	Ecuador - Drought Loja	DREF	11/06/2013	11/09/2013	Closed	0	7,619	-7,619
MDREC008	Ecuador - Volcanic Eruption	DREF	10/11/2014	10/01/2015	Active	57,061	0	57,061
MDRGT005	Guatemala - Dengue	DREF	20/08/2013	20/11/2013	Closed	0	24,088	-24,088
MDRGT006	Guatemala - Earthquake	DREF	18/07/2014	18/11/2014	Active	211,833	0	211,833
MDRHN007	Honduras - Dengue	DREF	09/07/2013	25/10/2013	Closed	0	3,804	-3,804
MDRHN008	Honduras - Drought	EA	09/10/2014	13/07/2015	Active	122,717	0	122,717
MDRHT011	Haiti - Outbreak Chikungunya	DREF	02/07/2014	01/11/2014	Active	248,887	0	248,887
MDRLC002	Saint Lucia - Floods	DREF	03/01/2014	03/04/2014	Closed	137,894	44,239	93,655
MDRNI005	Nicaragua - Dengue	DREF	24/07/2013	24/10/2013	Closed	0	8,840	-8,840
MDRNI006	Nicaragua - Earthquake	DREF	20/04/2014	20/08/2014	Active	216,859	0	216,859
MDRPA010	Panama - Chemical Spill	DREF	09/07/2014	09/10/2014	Active	157,481	0	157,481
MDRPE007	Peru - Snowfall	DREF	10/09/2013	31/01/2014	Closed	0	27,327	-27,327
MDRPY014	Paraguay - Floods	DREF	09/07/2013	10/11/2013	Closed	0	576	-576

DREF FINANCIAL REPORT

2014 Annual Report

Selected Parameters	
Period	2014/01-12

Refreshed on 20-Aug-2014

|| figures are in Swiss Francs (CHF)

V. DREF Allocations by Appeal/Zone

Appeal Code	Appeal Name	Type	Start Date	End Date	Status	Grant/Loan	Reimbursement	Balance
MDRPY016	Paraguay - Floods	EA	20/06/2014	10/05/2015	Active	519,935	0	519,935
MDRSV006	El Salvador - Volcanic Eruption	DREF	06/01/2014	13/04/2014	Closed	149,620	5,298	144,322
MDRSV007	El Salvador - Outbreak Chikungunya	DREF	02/07/2014	02/11/2014	Active	167,572	0	167,572
MDRVC002	St Vincent & the Grenadines - Floods	DREF	03/01/2014	03/04/2014	Closed	149,440	21,027	128,413
MDRVE002	Venezuela - Civil Unrest	DREF	25/02/2014	09/07/2014	Closed	63,852	23,831	40,021
Americas						3,081,362	198,905	2,882,457

Asia Pacific

MDRAF002	Afghanistan - Floods and Landslides	DREF	09/05/2014	09/02/2015	Active	289,201	18,052	271,149
MDRBD013	Bangladesh - Tropical Cyclone Mahasen	EA	18/05/2013	28/02/2014	Closed	0	305,688	-305,688
MDRBD014	Bangladesh - Floods	EA	05/09/2014	06/08/2015	Active	280,160	0	280,160
MDRCN005	China - Sichuan Earthquake	DREF	24/04/2013	31/10/2013	Closed	0	13,299	-13,299
MDRID009	Indonesia - Mt Kelud Volcanic Eruption	DREF	28/02/2014	28/04/2014	Closed	240,127	111,654	128,473
MDRIN012	India - Monsoon Flash Floods	DREF	24/06/2013	24/12/2013	Closed	0	33,704	-33,704
MDRIN013	India - Cyclone Phailin	DREF	14/10/2013	14/05/2014	Closed	0	62,701	-62,701
MDRIN014	India - Monsoon Floods	DREF	17/09/2014	17/03/2015	Active	396,153	0	396,153
MDRLA003	Laos - Floods	DREF	03/10/2013	03/04/2014	Closed	0	11,576	-11,576
MDRMV002	Maldives - Water Crisis	DREF	06/12/2014	04/02/2015	Active	211,403	0	211,403
MDRMV002	Malaysia - Seasonal Floods	DREF	31/12/2014	31/03/2015	Active	82,964	0	82,964
MDRNP007	Nepal - Floods and Landslides	EA	21/08/2014	31/05/2015	Active	249,708	0	249,708
MDRPH015	Philippines - Typhoon Rammason	DREF	02/08/2014	02/11/2014	Closed	260,000	86,079	173,921
MDRPH016	Philippines - Typhoon Hagupit	DREF	13/12/2014	31/03/2015	Active	266,257	0	266,257
MDRPK009	Pakistan - Earthquake in Balochistan	DREF	30/09/2013	30/12/2013	Closed	0	89,901	-89,901
MDRPK010	Pakistan - Monsoon Floods	EA	11/09/2014	11/04/2015	Active	299,798	299,798	0
MDRSB003	Solomon Islands - Floods	EA	11/04/2014	11/01/2015	Active	158,099	158,099	0
MDRTP003	Timor Leste - Dengue Outbreak	DREF	23/01/2014	23/04/2014	Closed	32,204	303	31,901
Asia Pacific						2,766,074	1,190,854	1,575,220

Europe and Central Asia

MDRAM002	Armenia - Extreme Winter	DREF	30/01/2014	30/03/2014	Closed	138,746	2,528	136,218
MDRBA009	Bosnia and Herzegovina - Floods	EA	19/05/2014	30/04/2015	Active	334,013	334,013	0
MDRBG001	Bulgaria - Population Movement	DREF	02/10/2013	02/02/2014	Closed	0	3,060	-3,060
MDRBG002	Bulgaria - Floods	DREF	19/08/2014	19/11/2014	Active	290,712	0	290,712
MDRBY004	Belarus - Extreme Winter Condition	DREF	23/01/2014	23/04/2014	Closed	25,920	165	25,755
MDRBY005	Belarus - Population Movement	DREF	29/10/2014	28/02/2015	Active	126,229	0	126,229
MDRGE009	Georgia - Floods	DREF	30/09/2014	31/12/2014	Active	155,037	0	155,037
MDRHU003	Hungary - Floods	DREF	25/09/2014	25/11/2014	Active	75,382	0	75,382
MDRKG010	Kyrgyzstan - Epidemic	DREF	02/09/2013	02/12/2013	Closed	0	70	-70
MDRKZ007	Kazakhstan - Flash Floods	DREF	10/04/2014	10/07/2014	Closed	91,944	1,099	90,846
MDRRO004	Romania - Flash Floods	DREF	17/09/2013	17/12/2013	Closed	0	32,845	-32,845
MDRRS007	Serbia - Extreme Winter Condition	DREF	07/02/2014	07/05/2014	Closed	56,536	0	56,536
MDRRS008	Serbia - Flash Floods	DREF	24/04/2014	24/08/2014	Closed	48,877	952	47,925
MDRRS009	Serbia - Flash Floods	EA	21/05/2014	31/03/2015	Active	290,926	290,926	0
MDRRS010	Serbia - Floods	DREF	24/09/2014	24/01/2015	Active	152,646	0	152,646
MDRRU016	Russia - Flash Floods	DREF	23/08/2013	31/01/2014	Closed	0	2,382	-2,382
MDRRU017	Russia - Floods	DREF	10/06/2014	10/10/2014	Closed	271,895	7,413	264,482
MDRRU018	Russia - Population Movement	DREF	26/11/2014	26/03/2015	Active	375,212	0	375,212

DREF FINANCIAL REPORT

2014 Annual Report

Selected Parameters	
Period	2014/01-12

Refreshed on 20-Aug-2014

|| figures are in Swiss Francs (CHF)

V. DREF Allocations by Appeal/Zone

Appeal Code	Appeal Name	Type	Start Date	End Date	Status	Grant/Loan	Reimbursement	Balance
MDRSI001	Slovenia - Extreme Winter Condition	DREF	11/02/2014	11/05/2014	Closed	191,864	2,915	188,949
MDRTJ017	Tajikistan - Flash Floods	DREF	17/04/2014	17/07/2014	Closed	88,460.01	0	88,460
MDRTJ018	Tajikistan - Floods	DREF	20/04/2014	20/07/2014	Closed	55,847.01	0	55,847
MDRTJ019	Tajikistan - Floods	DREF	15/05/2014	15/08/2014	Closed	108,050	0	108,050
MDRUA007	Ukraine - Civil Unrest	EA	13/12/2013	31/03/2015	Active	178,488	317,790	-139,302
Europe and Central Asia						3,056,784	996,159	2,060,625

Middle East and North Africa

MDREG012	Egypt - Civil Unrest	DREF	16/08/2013	17/12/2013	Closed	0	3,479	-3,479
MDRIL001	Israel - Extreme Winter Condition	DREF	16/12/2013	16/01/2014	Closed	0	68	-68
MDRIL002	Israel - Complex Emergency	DREF	16/07/2014	16/08/2014	Active	192,268	0	192,268
MDRIQ005	Iraq - Civil Unrest	DREF	03/02/2014	03/05/2014	Closed	273,285	1	273,284
MDRIQ006	Iraq - Population Movement	EA	14/06/2014	30/12/2014	Active	364,486	364,486	0
MDRLY001	Libya - Complex Emergency	DREF	11/08/2014	11/12/2014	Active	379,145	0	379,145
MDRMA006	Morocco - Flash Flood	DREF	28/11/2014	28/02/2015	Active	245,067	0	245,067
MDRPS008	Palestine - Winter Storm	DREF	16/12/2013	16/02/2014	Closed	0	507	-507
MDRPS009	Palestine - Complex Emergency	DREF	15/07/2014	15/01/2015	Closed	228,746.18	0	228,746
MDRYE004	Yemen - Yemeni Returnees	DREF	04/04/2014	04/06/2014	Closed	162,063	28,755	133,308
Middle East and North Africa						1,845,060	397,296	1,447,764

TOTAL ALLOCATIONS

19,160,289 **5,906,331** **13,253,957**

DREF FINANCIAL REPORT

2014 Mid Year Report

Selected Parameters	
Period	2014/01-12

Refreshed on 20-Aug-2014

Il figures are in Swiss Francs (CHF)

IV. DREF allocations/reimbursements by Operations/Zones

PREVIOUS YEARS REIMBURSEMENTS	Grant/Loan	Reimbursement	Balance
Africa	0	614,622	-614,622
Americas	0	104,509	-104,509
Asia Pacific	0	516,870	-516,870
Europe and Central Asia	178,488	356,148	-177,660
Middle East and North Africa	0	4,054	-4,054
Previous Years Reimbursements - Total	178,488	1,596,202	-1,417,714

EMERGENCY APPEAL LOANS - 2014	Grant/Loan	Reimbursement	Balance
Africa	2,968,934	2,108,724	860,210
Americas	795,375	0	795,375
Asia Pacific	987,765	457,897	529,868
Europe and Central Asia	624,939	624,939	0
Middle East and North Africa	364,486	364,486	0
Emergency Appeal Loans - Total	5,741,499	3,556,046	2,185,453

DREF OPERATION GRANTS - 2014	Grant/Loan	Reimbursement	Balance
Africa	5,442,074	399,771	5,042,303
Americas	2,285,987	94,396	2,191,591
Asia Pacific	1,778,309	216,087	1,562,222
Europe and Central Asia	2,253,357	15,072	2,238,285
Middle East and North Africa	1,480,574	28,756	1,451,818
DREF Operations Grants - Total	13,240,302	754,083	12,486,219

TOTAL	Grant/Loan	Reimbursement	Balance
Africa	8,411,008	3,123,117	5,287,892
Americas	3,081,362	198,905	2,882,457
Asia Pacific	2,766,074	1,190,854	1,575,220
Europe and Central Asia	3,056,784	996,159	2,060,625
Middle East and North Africa	1,845,060	397,296	1,447,764
Total	19,160,289	5,906,331	13,253,957