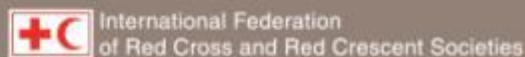


www.ifrc.org
Saving lives,
changing minds.

DREF Final Report

El Salvador: chikungunya and dengue fever outbreak



DREF Operation no. MDRSV007	Glide number: EP-2104-000081-SLV
Date of issue: 23 June 2015	Operation end date: 2 November 2014
Date of disaster: 18 June 2014	Operation start date: 2 July 2014
Operation manager: Pabel Angeles, disaster management delegate for Central America	Point of Contact in National Society: Dr. Jose Benjamin Ruiz Rodas, president of the Salvadorean Red Cross Society
Host National Society: Salvadorean Red Cross Society (national headquarters and its 60 branches, composed of 2,400 volunteers and 230 staff members)	Operation budget: 167,572 Swiss francs (CHF)
Number of people affected: 29,704 people.	Number of people to be assisted: 25,000 people.
Number of National Societies involved in this operation: Salvadorean Red Cross Society and the Swiss Red Cross, as well as the International Committee of the Red Cross (ICRC)	
No. of other organizations involved in the operation: the National Civil Protection System for Disaster Prevention and Mitigation (Civil Defence) and its departmental and its municipal commissions; the Ministry of Health's Basic System of Comprehensive Health (SIBASI) through its Community-based Family Health Units in the municipalities of San Salvador, Sonzacate and El Carmen; the Ministry of Education (MINED); the Municipalities of San Salvador, Sonzacate and El Carmen; and local community boards and community development associations.	

<Click [here](#) to view the contact information. Click [here](#) to view the final financial report>

Summary:

On 2 July 2014, 167,572 CHF was allocated from the International Federation of the Red Cross and Red Crescent Societies (IFRC)'s Disaster Relief Emergency Fund (DREF) to support the Salvadorean Red Cross Society (SRCS) to deliver immediate assistance to prevent and control dengue and chikungunya outbreaks. The SRCS conducted evaluations, coordinated with other humanitarian actors and provided humanitarian assistance that contributed to strengthening the population's capacity to better address these vector-borne diseases. The National Society distributed cleaning kits to eliminate the breeding grounds and engaged in fumigation campaigns that reached 7,731 families in 57 communities, 30 schools and 6 prisons in the municipalities of San Salvador, Ilopango and Soyapango (San Salvador department), Sonzacate (Sonsonate department), El Carmen (Cuscatlán department) and Bajo Lempa (Usulután department), as well as 57 Salvadorean Red Cross Society branches during the four-month operation.

According to Ministry of Health data for 2014, there were 167,001 suspected cases of chikungunya, including 6 reported deaths and 54 people hospitalized, which affected all of the country's 262 municipalities. As the year came to a close, the number of new cases considerably decreased. The Civil Protection system and the Ministry of Health issued two alerts and extended one of these in order to address and prioritize prevention actions in the most affected municipalities.

The IFRC, on behalf of the Salvadorean Red Cross Society, would like to extend thanks to the Canadian Red Cross Society, government of Canada and the Spanish Agency for International Development Cooperation (AECID) for their generous contributions to replenish the allocation made to this operation. The major donors and

partners of the DREF include the Australian, American and Belgian governments, the Austrian Red Cross, the Canadian Red Cross Society and government, the Danish Red Cross and government, the European Commission Humanitarian Aid and Civil Protection (ECHO), the Irish and the Italian governments, the Japanese Red Cross Society, the Luxembourg government, the Monaco Red Cross and government, the Netherlands Red Cross and government, the Norwegian Red Cross and government, the Spanish government, the Swedish Red Cross and government, the United Kingdom Department for International Development (DFID), Medtronic Foundation, Z Zurich Foundation, and other corporate and private donors.

Please click [here](#) for more information about the Disaster Relief Emergency Fund

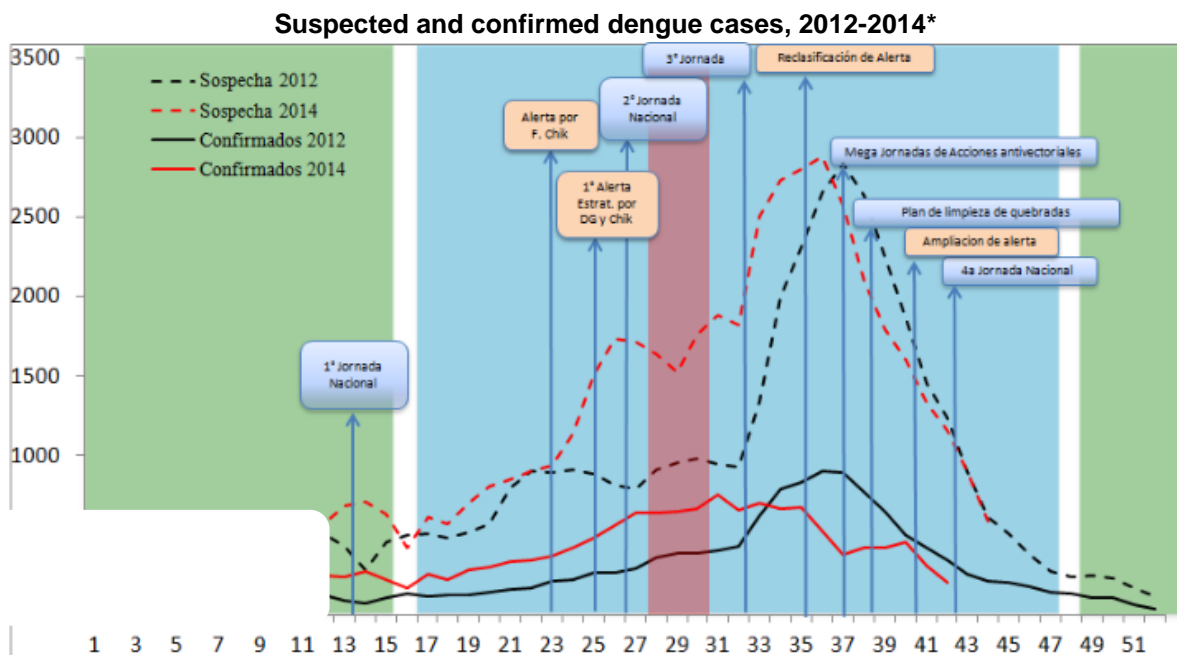
A. Situation analysis

Description of the disaster

El Salvador was the first country in Central America to experience a chikungunya outbreak. The outbreak began in early June 2014 when some people began exhibiting fevers and symptoms of the disease in the municipality of Ayutuxtepeque in the San Salvador department. The Ministry of Health subsequently confirmed these as chikungunya cases.

According to the Ministry of Health's data compiled for 2014, there were 167,001 suspected cases of chikungunya, including 6 reported deaths and 54 people hospitalized, which affected all of the country's 262 municipalities. The infection rate was partially due to environmental and social conditions in the country. The increased presence of the *Aedes aegypti* vector in El Salvador resulted from the winter rainfall that had accumulated and generated breeding grounds in bodies of fresh water and in water containers.

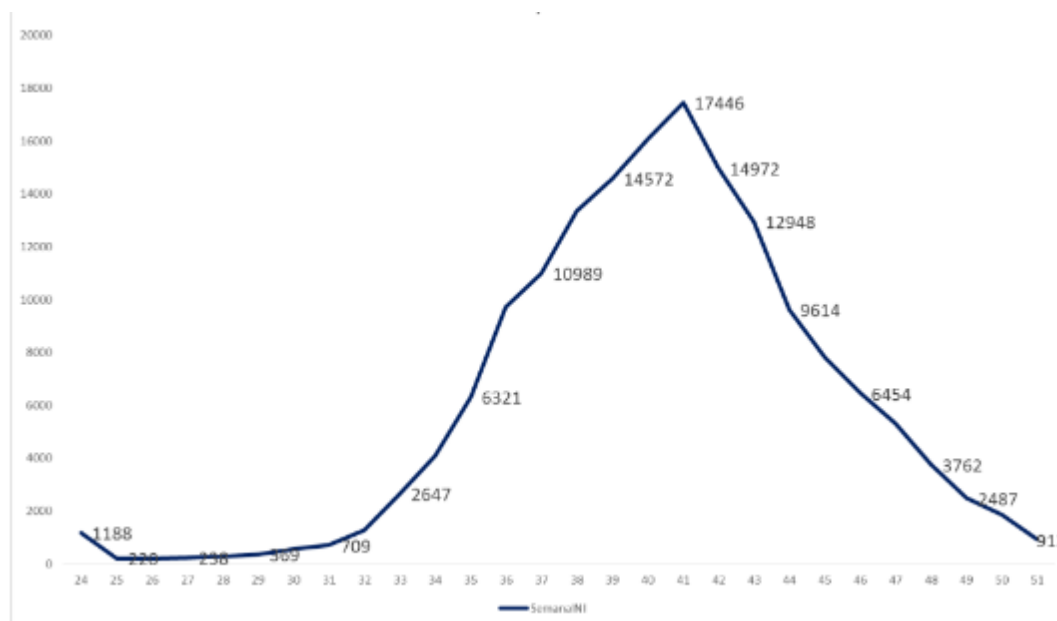
Additionally, 41,532 suspected cases of dengue fever were reported, which was a 100% increase of the 20,758 reported cases in 2013. Of these, there were 12,483 confirmed cases, 153 cases of severe dengue and 4 deaths. Children between the ages of 5 to 9 were most at risk of having the disease; their incidence rate was 491 per 100 thousand inhabitants, which was almost 3 times the national average. Three dengue serotypes (1, 2 and 3) circulated in the country. The departments of Cuscatlán and San Salvador had the highest larval indices, 29 and 23 respectively. According to Ministry of Health assessment of larval indicators in the various departments, domestic larval indices ranged between 7 and 23, with an average of 13; the San Salvador department at 25 had the highest domestic index. These studies identified that vector larvae were present in 70% of containers in use, 24% of those not in use, 5% in tires and 1% in natural breeding grounds.



Source: Salvadorean Ministry of Health

During the emergency and in coordination with the Ministry of Health, Civil Protection declared orange, green and yellow alerts in order to prioritize the municipal-level interventions, as well as the actions undertaken by the authorities and the community. By the last week of December 2014 (epidemiological week 52), there were 167,001 chikungunya cases in all of the 262 municipalities in El Salvador. The average rate was 2,639 per 100,000 inhabitants and a death rate of 0.004%. Six people died and 54 people were hospitalized due to the disease. At the end of 2014, the number of cases decreased considerably, as shown in the graph below:

Chikungunya cases (epidemiological weeks 24 to 51)



Summary of current response

Overview of Host National Society

The Salvadorean Red Cross Society fumigated 7,731 homes in the municipalities of San Salvador, El Carmen, Cuscatlán, Sonzacate and Bajo Lempa. The SRCS conducted household visits to perform inspections, apply larvacide, and eliminate vector breeding sites. In coordination with other actors, volunteers also organized preventative educational sessions on health, solid waste collection and larvae elimination.

Dengue and chikungunya prevention workshops in communities, schools and prisons were organized and reached 660 community leaders, 1,220 students, 330 teachers, and 655 prison inmates and staff. A total of 181 SRCS volunteers participated the department-level workshops on "Facts about the chikungunya virus" and operational safety, enabling them to replicate this knowledge in educational activities to prevent the spread of the virus and in the organization of fumigation campaigns.

These actions were coordinated with authorities from different State institutions, mainly municipal and/or departmental civil protection commissions, cross-sectorial commissions and the directorate for prisons. Response teams from SRCS headquarters and 57 branches organized and supported promotion and disease prevention and eradication efforts based on their geographical locations.

The SRCS conducted satisfaction surveys with beneficiaries. The results demonstrated that the Salvadorean population identified the actions of the National Society as important to combatting the most recent chikungunya and dengue outbreaks.



The SRCS engaged in fumigation campaign in El Carmen, Cuscatlán. Source: SRCS



The SRCS organized prevention workshops in schools. The students at the Ilopango School in San Salvador built mosquito traps, Salvador. Source: SRCS

Overview of the Red Cross - Red Crescent Movement in the country

There are several International Movement components present through in-country delegations or through bilateral projects with the Salvadorean Red Cross Society. The Finnish Red Cross and American Red Cross fund disaster preparedness, violence prevention and health projects. The Italian Red Cross and the Norwegian Red Cross have provided support to the National Society in the past. The Spanish Red Cross, Swiss Red Cross, International Committee of the Red Cross and the IFRC work together with the SRCS in the areas of community health, disaster preparedness, organizational development, social inclusion and violence prevention.

The Swiss Red Cross contributed to the operation through the procurement of 7 thermal fogging machines, 14 sets of personal protection equipment, preventative education materials and dissemination of the national campaign. These items were delivered to branches which in turn distributed them to local communities, thus complementing the operation's scope. In addition, the Swiss Red Cross and the SRCS jointly conducted preventative, training and fumigation actions in areas where it has been implementing its projects.

The International Committee of the Red Cross with the SRCS supported actions carried out in prisons through the delivery of 26 additional cleaning kits to six prisons in the departments of San Salvador, Cuscatlán and Sonsonate. Vector prevention and eradication actions to prevent possible dengue and chikungunya outbreaks were implemented in these locations.

Movement coordination

The Salvadorean Red Cross Society maintained inter-agency cooperation agreements to implement actions through the respective operational directorates. The International Movement followed the SRCS Plan of Action, based on the national response plan, to achieve a larger humanitarian impact. In September, the Salvadorean Red Cross Society convened a coordination meeting with the International Movement to discuss the emergency's status and the progress achieved by participating National Societies, IFRC and ICRC.

The Pan American Disaster Response Unit (PADRU) and the IFRC Country Coordinator maintained close communication with the Salvadorean Red Cross Society throughout this operation. The Regional Disaster Management Coordinator for Central America conducted a mission to the National Society to assist in the evaluation, monitoring and coordination actions. Throughout the operation the Salvadorean Red Cross held weekly meetings with the technical teams from all national directorates involved in the operation in order to follow-up and coordinate implemented actions. As part of its

support, IFRC deployed a member of the Regional Intervention Team for Emergency Response Intervention (ERI/RIT). This ERI/RIT from the Guyana Red Cross Society, a specialist in emergency health, was in the country for a month supporting the SRCS to coordinate and implement the Plan of Action.

Overview of non-RCRC actors in country

On June 25, 2014 the Ministry of Health and the Civil Protection declared a national alert. As part of the civil protection system at the national, departmental and municipal level, the National Society coordinated activities with municipalities and organizations to conduct actions to prevent, control and eradicate outbreaks of dengue and chikungunya.

Civil Protection organized three national events with the goal of keeping vector levels under control and thus, preventing a dengue epidemic and decreasing the expansion of chikungunya fever.

Faced with the increase in the incidence of both diseases, on September 18, 2014 the national alert was amended and updated to implement a direct and targeted plan to eliminate the vectors (mosquitoes) that transmit dengue and chikungunya fever. This three-phase plan began with preparatory meetings for the proper implementation of strategic measures and actions. The second phase launched direct and targeted mosquito- eradication. The final phase, which included plans for a following phase to be held in October, consolidated the direct actions to control vectors and maintain their low levels.

Public and private school, particularly in municipalities with orange and yellow alerts, established surveillance methods for the timely detection of dengue and chikungunya symptoms among students and teachers. The Ministry of Health engaged in epidemiological surveillance, case detection and treatment through its network of hospitals and health centres; it undertook fumigation with large spraying equipment and developed a communications campaign for dengue and chikungunya prevention.

The Ministry of Health's figures through epidemiological week 44 indicate that as part of its vector elimination and control activities, 83,640 homes were visited and 78,324 (94%) were inspected, destroying and eliminating breeding sites. Larvicide was applied in 47,235 homes and 100,155 homes were fumigated. Under the guidance of this same ministry, State-sponsored 16,389 educational talks were organized and 6,649 educational materials (pamphlets, flyers, posters, among others) were distributed. The Salvadoran State provided 9,026 public servants (32% from the Ministry of Health; 48% from the Ministry of Education; 14% from other national level State institutions; and 4% from municipal governments). By the end of October, State-sponsored activities reached approximately 597,847 residents.

Needs analysis and scenario planning

Faced with 1,300 suspected cases of chikungunya in 20 municipalities in 6 departments and a substantial increase in dengue fever (15,225 suspected cases of which 5,299 have been confirmed positive, 93% were severe), Civil Protection and the Ministry of Health issued a national alert in July 2014. At the start of the emergency, the Salvadoran Red Cross Society, with secretariat support, conducted an analysis of the needs and projected its actions to be implemented within this operation that was in line with the priorities issued by these State authorities to address both the chikungunya and dengue outbreaks. These included:

- Early identification of fevers and medical assistance to prevent deaths.
- Vector records and control in each community to observe trends.
- Public education and awareness-raising campaign.
- Preventative and active participation by community members, developing positive habits and behaviours to reduce the number of cases.
- Preventative education in schools for students and for their ability to reproduce this information in their homes.
- Destruction of mosquito breeding sites in schools and surrounding areas.
- Larvae breeding site elimination campaign, with household and workplace participation
- Fumigation and larvicide application in locations with suspected and confirmed cases
- Rubbish elimination, cleaning water bodies and collecting solid waste.

As mosquitoes are present in urban and rural areas, both of these locations were targeted. More than 50% of the population in El Salvador lives in urban areas, with the San Salvador metropolitan area being particularly

overpopulated. The country's 262 municipalities are easy to access due to the size of the country. All of the municipalities, by the end of December 2014, had reported cases of chikungunya.

The SRCS Plan of Action was implemented to assist the communities at greater risk. The National Society used vulnerability criteria that prioritized locations within the municipalities with an orange alert; high population density; high household larval indices; incidence of suspected chikungunya cases; high incidence of dengue cases; low socioeconomic levels; populations with greater distribution of older adults and children; and weak systems for safe and clean water and solid waste collection.

Additionally, as prisons often experience poor hygiene conditions that place inmates' health at risk, these locations were also prioritized. The National Society and IFRC, in coordination with ICRC, implemented mosquito prevention and eradication actions, including waste collection and fumigation in prisons to prevent dengue and chikungunya outbreaks.

Risk Assessment

The risk assessment was conducted and found that all 14 departments in the country had reported dengue cases, which indicated that the vector, the *Aedes aegypti* mosquito, was present throughout the country. Since it is the same vector for the chikungunya disease, the assessment indicated the high risk for both diseases. Prior to these outbreaks, the Salvadorean population had not faced these diseases and lacked the appropriate defences, which was exacerbated by the country's small and densely populated territorial space and tropical climate. The rainy season with its precipitation and thunderstorms hinder fumigation campaigns. A decision was taken to undertake the same prevention and eradication for both dengue and chikungunya.

With regards to social issues, El Salvador faces widespread violence in urban and rural areas due to the proliferation of gangs. As these groups exert control over communities where they are present, access to populations in these areas is complex. The Salvadorean Red Cross Society established strategies, including the dissemination of information regarding the role of the Red Cross, to enter communities and provide humanitarian aid through close coordination with community leaders and promoters from the Ministry of Health.

B. Operational strategy and plan

Overall Objective

Reduce the risk of the spread of the chikungunya virus, together with actions to combat dengue, for at least 25,000 people in the most affected municipalities in the departments of San Salvador, Sonsonate and Cuscatlán.

Proposed strategy

The strategy of the Salvadoran Red Cross Society was based on working directly with communities and in coordination with local authorities, primarily the Ministry of Health and Civil Protection. The strategy involved comprehensive work that began with the training of SRCS volunteers, health promoters and community leaders to undertake actions to prevent and eradicate the vector that including awareness-raising with vulnerable populations and the organization of community-based campaigns.

Based on the orange alert issued in June 2014, the Salvadorean Red Cross Society prioritized its Plan of Action based on its branches' coverage in the targeted municipalities. Families were selected according to the above-mentioned vulnerability criteria in the municipalities of San Salvador, Ilopango and Soyapango (San Salvador department) and in the municipalities of Sonzacate (Sonsonate department) and El Carmen (Cuscatlán department). By the end of the operation, coverage exceeded the targets proposed in the Plan of Action.

Initial targets proposed for this operation

Department	Municipality	Number of people	Number of households
San Salvador	San Salvador	7,500	1,500
	Ilopango	7,500	1,500
	Soyapango	5,000	1,000
Sonsonate	Sonzacate	2,500	500
Cuscatlán	El Carmen	2,500	500
Total		25,000	5,000

Beyond these target locations, the National Society promoted and coordinated actions in other parts of the country based on the local capacities of its branches and other collaborative initiatives.

In keeping with the strategic lines established in the Plan of Action, the SRCS conducted community-based epidemiological surveillance; promoted actions to prevent and eradicate the vector; undertook a widespread communications campaign; launched a waste disposal campaign; and fumigated target areas.

Operational support services

The Salvadorean Red Cross Society has a three-level disaster response plan that covers political, management and operational components. The approved 2014 version of this plan was implemented for this operation. This began with the planning to launch the appeal, dissemination of public and institutional information and the provision of support services to SRCS branches and volunteers. Logistics and administrative support services were also provided.

As far as the operation, the areas targeted by the first-response operations sector were comprised of the response to emergency and rescue services, the health area, the monitoring and evaluation area, the security in operations area and humanitarian assistance.

Human Resources

In order to implement the Plan of Action, the Salvadorean Red Cross Society mobilized its National Intervention Team for emergency health, as well as its branch volunteers.

In consideration of the DREF operation activities, the SRCS was required to hire an operations coordinator and a field coordinator and mobilize 35 volunteers from the 3 targeted departments.

As part of the guidance and technical support provided through the secretariat, a member of the Regional Intervention Team specialized in emergency health was mobilized from the Guyana Red Cross. This RIT member was deployed for one month to support coordination and implementation actions in the Plan of Action.

Logistics and supply chain

The National Society has a structure with defined procedures for the procurement of goods and services. For the most part, these are compatible with International Federation standards.

The SRCS warehouse was used to receive and store items that were subsequently distributed to vulnerable populations and communities. All purchases provided for in the Plan of Action were procured locally. Since volunteer participation was central to this operation, the Plan of Action rented a vehicle to transport volunteers to implement community-level activities.

Information Technology (IT)

The National Society maintains a computerized administration and finance system with regular basic internet access. Information compiled from the Ministry of Health's National Epidemiological Surveillance System (VIGEPES) allowed the SRCS to have access to detailed assessments and community-based epidemiological surveillance.

To ensure communications in the field and team safety, VHF radios in vehicles were used in the field. The Open Data Kit (ODK) tool for collecting information during beneficiary surveys was used with mobile phones acquired in a previous DREF operation.

Communications

The National Society has a public relations and press department, which covered project actions and provided information to media outlets.

The communications strategy for the operation included press conferences and educational messages on prevention and vector

eradication. These messages were disseminated through print, radio, television and digital media. Likewise, information was provided on Salvadorean Red Cross Society action, thereby increasing the dissemination and coverage that contributed to prevention actions and community awareness. Additionally news coverage positioned the SRCS as a humanitarian actor.

Contact was made with the secretariat communications team in the Americas Zone at the start of the operation. Ongoing coordination was maintained for the drafting of several articles, of which an interview on the operation was published on the IFRC web site. The SRCS web site and social network were used to disseminate information bulletins. The scope and achievements in the area of communications is further detailed in the pertinent sector activity below.

Safety

During this time period, the Ministry of Justice and Public Safety affirmed that the situation of violence in the country had increased due to gang-related criminal activity. Thus, the Salvadorean Red Cross Society, in coordination with the IFRC and the ICRC, updated its safety protocols for the protection and safety of National Society volunteers.

The Salvadorean Red Cross Society analyzed safety conditions with authorities and community leaders prior to conducting actions, all of which were done in daytime hours. Additionally, all personnel and equipment were properly identified and insured. The National Society created a safety plan based on Stay Safe and Secure Access tools. Three operational safety workshops were held for 181 volunteers so as to reduce security risks during field operations, as well as to socialize the safety plan and its procedures. Furthermore, during this operation, the National Society insured 2,000 volunteers through the IFRC insurance plan for volunteers in emergencies.

Decreasing activities during periods of increased risk of mosquito bites was taken into consideration and SRCS volunteers and staff used protection equipment and repellent. Twenty sets of personal protection equipment for fumigation personnel were procured, as well as 60 sets of protection equipment for the volunteers who conducted community actions, including equipment for volunteer replacements.

The International Committee of the Red Cross in El Salvador supported the National Society to gain access to prisons in order to carry out prevention and fumigation actions. The IFRC is engaged in outreach to promote the importance of respecting the humanitarian work of the Red Cross, particularly so that the SRCS relief and ambulance teams can have safe access to communities.

Planning, Monitoring, Evaluation and Reporting (PMER)

The Salvadoran Red Cross Society general directorate and health services directorate followed the Plan of Action and ensured coordination team compliance and the presentation of narrative and financial reports. The regional disaster management coordinator for Central America also provided assistance.



SRCS volunteers used ODK to conduct a beneficiary survey in the Sonzacate municipality. Source: SRCS

In addition, coordination meetings were held with the presidents and/or point persons from the Salvadorean Red Cross Society branches involved in the operation in San Salvador, Cuscatlán and Sonsonate. As part of the operation, a beneficiary satisfaction survey was organized. The results will be used to improve future humanitarian interventions for affected populations.

Administration and Finance

The Salvadorean Red Cross Society has a permanent administration and finance system which ensures the proper use of financial resources in accordance with conditions established between the National Society and its donors. A bank account was opened exclusively for this operation. Financial resource management complied with National Society regulations and DREF guidelines. The National Society's own procedure was applied to the justification of expenses process and completed using IFRC formats.

According to DREF procedures, the operation only supported the expenses incurred during the four-month operation. The National Society received support from an accountant, who monitored and managed the budget and provided guidance for the project's technical team.

C. DETAILED OPERATIONAL PLAN

Quality programming/ Areas common to all sectors

Outcome 1: Continuous and detailed evaluation, monitoring and analysis to inform the operation's design and implementation.	Outputs		% Achieved
	Output 1.1. An initial needs assessment is conducted in consultation with beneficiaries.		100%
	Output 1.2. Promote and facilitate safe access to communities.		100%
	Output 1.3. Contribute to community epidemiological surveillance actions.		155%
	Output 1.4. The operation's management is implemented through a comprehensive monitoring and evaluation system.		100%
Activities	Implementation on time		% of progress
	Yes	No	
Conducting an emergency rapid assessment	X		100%
Coordination with community leaders and authorities to facilitate and ensure access to communities	X		100%
Detailed assessment of effects to communities	X		100%
Development of an operational and institutional safety plan to implement the Plan of Action	X		100%
Operational safety workshops	X		100%

Community epidemiological surveillance	X		155%
Support and monitoring from IFRC	X		100%
Hiring of National Society staff	X		100%
Beneficiary surveys	X		100%

Achievements

Emergency rapid assessments

Following the declaration of alert, the Salvadorean Red Cross Society established coordination meetings with Civil Protection, the Ministry of Health and municipal authorities. It also mobilized its field assessment teams to conduct a rapid assessment in prioritized areas. SRCS branches at the national level reported the status of the situation in the areas under their jurisdiction. The SRCS conducted the selection of communities with IFRC support based on a technical analysis of the situation, evaluations, needs and epidemiological variables.



Cross-sector meeting with the municipal civil protection commission in El Carmen, Cuscatlán. Source: SRCS

Community-level coordination for safe and harmonized actions

The SRCS coordinated with municipal authorities, health centres and community leaders to facilitate the access to affected communities by the Salvadorean Red Cross Society response teams. Dengue fever and chikungunya prevention workshops to the community served to explain how the Red Cross works and to schedule the community visits. The National Society had the unconditional support of community leaders during interventions in the community, especially during household visits, fumigation campaigns, as well as during health promotion and community clean-up activities.

Intervention actions in schools were coordinated with the Ministry of Health, and coordination with prison directors were facilitated by the International Committee of the Red Cross.

Detailed community assessments

National Society response teams evaluated 37 communities in the municipalities of San Salvador, Ilopango and Soyapango (San Salvador department), Sonzacate (Sonsonate) and El Carmen (Cuscatlán department). Field assessments were conducted through surveillance indicators that measured disease outbreaks, potential risks and geographic scope in terms of the level of alert.

Support was also provided to SRCS branches where the Swiss Red Cross currently finances projects. This support contributed to community surveillance and fumigation in 20 communities as a resilience-building project through the reduction of health and climate risks in Bajo Lempa in the Department of Usulután.

Municipalities and communities assessed

Department	Municipality	Number of communities	Population
San Salvador	San Salvador	15	9,176
	Ilopango	3	5,485
	Soyapango	7	8,765
Sonsonate	Sonzacate	8	4,292
Cuscatlán	El Carmen	4	3,405
Usulután	Bajo Lempa	20	3,111
	Total	57	34,234

Operational and institutional safety plan for the implementation of the Plan of Action

Based on the Staying Safe and Safer Access tools, a safety plan was prepared for the operation. Field managers were designated to conduct daily implementation actions for the operation and to handle the coordination of response teams deployed to communities, schools and prisons.

Operational Safety Workshops

Three operational safety workshops were held for 181 volunteers in 17 branches in the departments of San Salvador, Sonsonate and Cuscatlán in order to strengthen their skills and reduce security risks during field operations, as well as to socialize the safety plan and its procedures. In addition, a workshop was held on using the IFRC learning platform to give presentations and facilitate volunteers' use of the IFRC online Stay Safe course, which was attended by 30 volunteers from various branches. These activities and tools available to volunteers were part of their capacity building process, and the knowledge acquired was reflected in the safety measures employed during work in the field

Departmental operational safety workshops for SRCS volunteers

Department	Branches	Number of volunteers
San Salvador	San Salvador	45
	Agua Caliente	5
	Guazapa	5
	San José las Flores	5
	Apopa	4
	Sensuntepeque	4
	Santa Tecla	3
Sonsonate	Sonsonate	28
	Izalco	4
	Puesto de Socorro de Acajutla	6
	Puesto de Socorro de San Isidro	1
	Armenia	2
	Juayua	5
	Nahuizalco	4
Cuscatlán	Cojutepeque	52
	Ilobasco	4
	Sensuntepeque	4
	Total	181

Community Epidemiological Surveillance

For community-based epidemiological surveillance actions, the Ministry of Health trained volunteers and nursing students to perform actions to identify vector larvae in water-holding containers in homes and surrounding areas. The SRCS implemented these activities through household visits in which families were interviewed regarding their health and dengue and chikungunya prevention messages were reinforced. Thanks to actions implemented by the operation, a significant reduction in larval indices was detected in communities in the municipalities of Sonzacate, Ilopango, Soyapango and El Carmen (see Annex 1). However, larval index values in communities in the municipality of San Salvador showed fluctuations in periodical measurements. This was due to this being the largest and most urbanized municipality, in addition to its varying weather conditions (increased rainfall), territorial area and population density. Furthermore, weak community organizing has an impact on the scarce community empowerment and action to prevent, clean and eliminate mosquito breeding sites to reduce the larval index.



The SRCS participated in the Ministry of Health training sessions on vector reduction and elimination. Source: SRCS

Based on this analysis, the Salvadorean Red Cross Society alongside the Ministry of Health and local authorities reinforced their actions in communities belonging to municipalities in San Salvador.

Regarding activities for the community epidemiological surveillance (CES), a CES training and strengthening workshop was given to 100 leaders from 15 communities in the municipality of San Salvador to explain CES, how to properly fill out the required monitoring forms, and the importance of their role to reduce and eradicate the spread of these diseases.

Community Epidemiological Surveillance Workshops

Department	Municipality	Community	Number of participants
San Salvador	San Salvador	San Luis 3	10
		San José Obrero	5
		Exodus 29 de octubre	6
		Nueva San Luis	5
		Monte Fresco neighbourhood	6
		Bernal neighbourhood	6
		Northern 15 de septiembre	10
		Western 15 de septiembre	10
		María Campos	6
		Gavidia	5
		Calle al volcán	6
		Monseñor Romero	6
		Eastern Mano de león	7
		Western Mano de león	7
		Chanmico	5
		Total	100

Support and monitoring from IFRC

As part of the operation's support and technical monitoring, the PADRU Regional Disaster Management Coordinator for Central America, based in El Salvador, participated in the SRCS coordination and progress meetings. The RIT specialist in health in emergencies, deployed from the Guyana Red Cross, provided support to the operation for one month.

Hiring of National Society staff

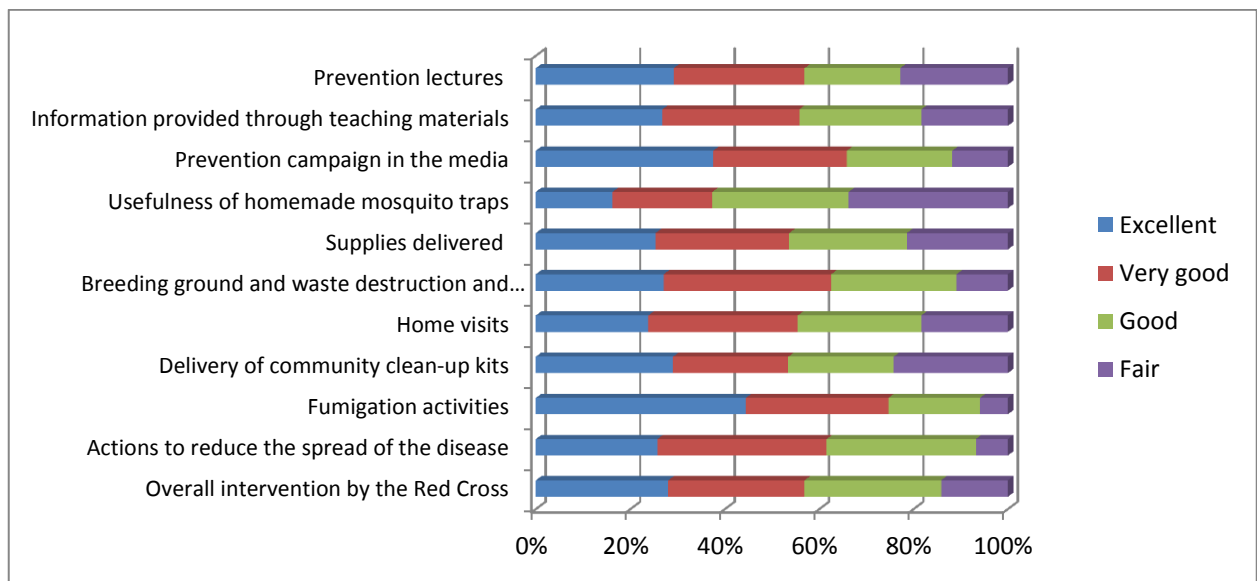
The SRCS, through its human resources management area, hired the technical personnel for the operation. The operation coordinator and the field coordinator worked from the first month of the operation's inception through the completion of the operation.

Beneficiary Surveys

The technical team from the Salvadoran Red Cross Society conducted the beneficiary satisfaction survey with the Open Data Kit (ODK) tool on mobile phones and/or in other manners based on the security situation in each location. The survey was conducted with 21% (1,043 surveys) of the 5,000 beneficiary families projected to be reach according to the Plan of Action.

The population rated the SRCS intervention at 80%, ranging from excellent, very good and good. More than 90% of the respondents identified fumigation and other actions to prevent the spread of the vector as having the greatest impact on the population. The prevention campaigns in media outlets were rated excellent; the information provided through didactic material was labelled very good. The breeding site elimination and destruction campaign and home visits were rated as good. The activity to promote using the homemade mosquito trap—developed as an additional proposal to the Plan of Action—received the lowest rating; it was considered fair.

Beneficiary Satisfaction Survey results



Challenges:

Some of the challenges for this area concerned the security risks to access targeted communities. As has been mentioned above, the National Society addressed this issue by only working during the day and with prior coordination with the community members. Additionally, the different work schedules of Ministry of Health staff and the SRCS volunteers generated some challenges for community-based epidemiological surveillance.

Health & Care

Needs Analysis:

The needs analysis was based on the increase of chikungunya cases and the presence of dengue in the country. In this scenario, the following were determined as the main requirements to reduce the spread of the outbreak:

- Provide information to the population regarding the signs and symptoms of the diseases and the need to access quick and effective health care services to reduce morbidity and mortality.
- Monitor and register information regarding vectors in each community to observe trends.
- Conduct a public awareness-raising campaign to gain the population's involvement and support to prevent and reduce cases.
- Sponsor preventative education in schools since students are a responsive population and have the potential of multiplying prevention messages in their households.

Population assisted:

The Plan of Action's goal had the objective of reaching at least 25,000 people (5,000 families) to prevent and reduce the risk of spread of the chikungunya virus by eradicating the vector, which also causes dengue, in the 5 most affected municipalities that were under orange alert in the departments of San Salvador, Sonsonate and Cuscatlán. Coverage figures were increased to 34,234 people benefitted (7,776 families).

Prevention actions took place in 30 schools, 6 prisons and 4 public centres in the above-mentioned departments.

Outcome 1: The risk of chikungunya and dengue is reduced through information and awareness-raising regarding prevention measures in 25,000 people from the municipalities in San Salvador, Sonsonate and Cuscatlán during three months.	Outputs		% Achieved
	Output 1.1. At least 5,000 families have information about prevention and early detection of signs of complications from chikungunya and dengue.		155%
	Output 1.2. 30 schools are reached with information on chikungunya prevention and dengue.		100%
	Output 1.3 6 prisons have information about prevention and early detection of signs of complications from chikungunya and dengue.		100%
	Output 1.4 Mass media campaigns reach more than 25,000 people with information on chikungunya prevention and dengue.		100%
	Output 1.5 The International Federation of the Red Cross promotes a chikungunya prevention campaign, incorporating elements to prevent Dengue		100%
Activities	Implementation on time		% of progress
	Yes	No	
Community chikungunya prevention workshops to volunteers and health promoters	X		100%
Home visits for information, prevention and early detection of the disease.	X		155%
Training workshops for Ambulance Service Responder staff on the clinical picture of the chikungunya virus	X		100%

Talks for students on chikungunya and dengue prevention.	X		100%
Workshops to teachers on prevention and early detection of the disease	X		100%
Talks to inmates and authorities on prevention and early detection of the diseases	X		100%
Reproduction of information materials (brochures, banners, posters)	X		100%
Production and airing of radio spots	X		100%
Mass outdoor dissemination campaign (roadside billboards, advertising panels in cities)	X		100%
Publication of informative press releases in written media	X		100%
Designs for materials for the IFRC's chikungunya prevention campaign	X		100%
Reproduction and distribution of materials from the IFRC's chikungunya prevention campaign	X		100%
Promotion of the IFRC's and National Society's chikungunya prevention campaign	X		100%

Achievements

Community chikungunya prevention workshops to volunteers and health promoters

Nine community-based chikungunya prevention workshops were conducted, reaching 790 community leaders and health promoters in 57 communities in the municipalities of San Salvador, Soyapango, Ilopango (San Salvador department); Sonzacate (Sonsonate department); El Carmen (Cuscatlán department); and Bajo Lempa (Usulután department) (see Annex 2).



Chikungunya prevention workshop for community leaders in the San Salvador municipality. Source: SRCS

Home visits for information, prevention and early detection of the disease

With support from community leaders, community-based teams composed of SRCS volunteers, Ministry of Health staff and nursing students, conducted household visits. A total of 7,731 household visits were conducted in 57 communities in municipalities of San Salvador, Soyapango, Ilopango (San Salvador department); Sonzacate (Sonsonate department); El Carmen (Cuscatlán department); and Bajo Lempa (Usulután department). This amount exceeded the set target by more than 54% (see Annex 1).



SRCS volunteers conduct home visits.
Source: SRCS

Workshops on early detection of chikungunya

Six training workshops for first responders (ambulance service staff) were offered on the clinical aspects and care for suspected chikungunya cases. This training was provided to 403 first responders from 40 branches in the departments of San Salvador, Cuscatlán, Cabañas, Sonsonate, San Miguel, Santa Ana, Ahuachapán, Usulután, San Vicente and La Paz (see Annex 3).

Five workshops on prevention and early detection of chikungunya were organized for teachers and students. A total of 330 teachers and 1,220 students from student health brigades from 30 schools in the municipalities of San Salvador, Soyapango, Ilopango, Sonzacate and El Carmen received information on chikungunya prevention.

Teachers and students trained in chikungunya prevention

Department	Municipality	Number of schools	Number of teachers	Number of students
San Salvador	San Salvador	15	165	600
	Soyapango	2	22	80
	Ilopango	2	22	80
Cuscatlán	El Carmen	2	22	100
Sonsonate	Sonzacate	9	99	360
Total		30	330	1,220

The SRCS, with support from the International Committee of the Red Cross, gave chikungunya prevention and early detection workshops for a total of 655 incarcerated people and prison authorities in 6 prisons in the municipalities of Ilopango and San Salvador (San Salvador department); Sonsonate (Sonsonate department); and Cojutepeque (Cuscatlán department). Coordination with authorities and ICRC support enabled the National Society to reach this population.

Incarcerated people and prison authorities trained in chikungunya prevention

Department	Municipality	Prison location	Number of people reached
San Salvador	Ilopango	Ilopango	96
	San Salvador	La Esperanza	250
Sonsonate	Sonsonate	Sonsonate	81
		Izalco	146
		La Granja	36
Cuscatlán	Cojutepeque	Cojutepeque	46
Total			655

Creation and dissemination of informational materials

For the communications campaign, the SRCS public relations and press area and the technical team collectively designed informational materials on chikungunya prevention. A total of 75,000 brochures, 50,000 posters, 30,000 leaflets, 64 banners and 64 roll-out banners were distributed to all the 57 SRCS branches, 30 schools, 37 communities, 6 prisons and in 6 dissemination campaigns held in shopping centres and public parks (see Annex 4). The Swiss Red Cross contributed to the printing of 55,000 brochures, 60,000 posters and 31,150 leaflets.

A total of 70,000 people were reached with chikungunya prevention information in public locations. With the work of 60 branch-level SRCS volunteers, informational information on chikungunya and dengue prevention was distributed and explained in the busiest shopping centres in affected municipalities.

Population reached through dissemination campaigns in public locations

Department	Municipality	Location	Activity	Population reached	SRCS volunteers
San Salvador	San Salvador	Don Rúa Municipal Fair	Dissemination Campaign	40,000	15
	Soyapango	Plaza Mundo Shopping Centre	Dissemination Campaign	21,000	5
Sonsonate	Sonsonate	Metrocentro Shopping Centre	Dissemination Campaign	5,500	20
Cuscatlán	Cojutepeque	Rafael Cabrera Central Park	Dissemination Campaign	3,500	20
Total				70,000	60

Radio spots

The SRCS created two radio spots, collective produced by the public relations and press area and the operation technical team, as part of the dissemination campaign. One provided key messages to raise awareness of chikungunya and its prevention, which was targeted to the general population. The second promoted household prevention. The spots were broadcast on stations with the greatest coverage in the targeted municipalities. During the weekdays, 30-second radio spots aired and on weekends these were complemented by live radio interviews. It was estimated that these spots reached at least 1,838,027 people.

Outdoor dissemination campaign



Public bus with an outdoor dissemination message.
Source: SRCS

In order for the key messages to reach a broader public, the National Society created an outdoor dissemination campaign. This campaign started with the placed of simple prevention messages on the rear of public buses, which reinforced community and radio messaging. These messages appeared for a month on 15 public buses (8 routes) in the area of intervention, which reached an approximate 12,000 people per day for each bus, reaching a total of 180,000 people a day.

Additionally, 14 billboards with prevention messages were employed to reach the general population. These were located in highly transited areas in 12 municipalities in the departments of San Salvador, La Libertad, La Pay, Santa Ana, Cuscatlán, Sonsonate and Usulután. Estimates indicate that an average of 2,320,000 people viewed these billboards. A rotating LED screen and 20 advertising panels were also used in 3 municipalities in San Salvador and La Libertad, reaching an estimate of 2,360,000 people.

Media coverage

The Salvadorean Red Cross Society, with the presence of its president and governing authorities, held a press conference to launch the operation. The IFRC was represented by the regional disaster management coordinator for Central America and the country coordinator. Seventeen media outlets (television and radio) attended. A second press conference was given following the second month of the operation.

Two public announcements were published in national newspapers that reached approximately 101,145 readers. The Salvadorean Red Cross Society also produced articles about the operation for the national media, institutions, and Movement and National Society members, which was disseminated through electronic media and the web site of the National Society.

The communications campaign and the operation were covered in television, radio, online and printed media (see Annex 5).

The SRCS communications during the operation were supported by the communications area of the Americas Zone Office. In light of the impact of chikungunya in various countries in the region, the secretariat produced informative graphics, postures and brochures in Spanish, English and French and hired a consultancy company to produce the animated video "Difficult to pronounce but easy to prevent" [version in English: https://www.youtube.com/watch?v=soKkhY1Q_x8]

Challenges:

Despite the success in implementing the information campaign, some complications arose in the coordination and planning of activities with school directors.

Water, Sanitation and Hygiene Promotion

Needs Analysis:

Faced with a rainy season that fostered the reproduction and proliferation of the chikungunya and dengue-transmitting *Aedes aegypti* mosquito and larvae in water containers and natural breeding grounds, the National Society launched this emergency operation. Assessments indicated that the number of cases and larval indices were higher in urban areas, making it necessary to continue with measures to eliminate the vector in its various stages.

The Salvadoran Red Cross established the priorities to eliminate and eradicate the vector that included eliminating larvae breeding sites, with participation by members of households and work sites; eliminating mosquitoes by fumigating risk

areas; monitoring and registering the quantity of vectors in communities and homes to observe trends; and strengthening community organizing for community-based surveillance.

Population assisted:

Breeding site cleaning, elimination and fumigation campaigns were conducted in 7,099 dwellings in the 5 most affected municipalities with an orange alert in the departments of San Salvador, Sonsonate and Cuscatlán.

These actions also were conducted in 30 schools and 6 prisons in the departments of San Salvador, Sonsonate and Cuscatlán, and in at least 60 Salvadoran Red Cross branches.

Outcome 1: The risk of Chikungunya and Dengue has been reduced for 25,000 people living in municipalities in San Salvador, Sonsonate and Cuscatlán for three months, through information and awareness-raising regarding prevention measures	Outputs		% Achieved
	Output 1.1. At least 5,000 homes participate in breeding site elimination and fumigation campaigns		155%
	Output 1.2. 30 schools participate in breeding site elimination and fumigation campaigns.		100%
	Output 1.3 6 prisons participate in breeding site elimination and fumigation campaigns.		100%
	Output 1.4 60 Red Cross branches participate in breeding site elimination and fumigation campaigns.		95%
Activities	Implemented on time		% of progress
	Yes	No	
Purchase of chemical supplies for fumigations	x		100%
Purchase of fuel for fumigation foggers	x		100%
Procurement and distribution of community cleaning kits	x		100%
Community clean-up and waste disposal campaigns	x		100%
Home fumigation campaign	x		155%
Procurement and distribution of cleaning kits for schools	x		100%
School clean-up and waste disposal campaigns	x		100%
School fumigation campaign	x		100%
Procurement and distribution of cleaning kits for prisons	x		100%
Prison clean-up and waste disposal campaigns	x		100%
Prison fumigation campaign	x		100%
Procurement and distribution of cleaning kits for Red Cross branches	x		100%

Red Cross branch clean-up and waste disposal campaigns	x		100%
Red Cross branch fumigation campaign	x		95%

Achievements

The achievements in this water sanitation and health area were related to the successful implementation of fumigation actions. The SRCS purchased the chemical agent (Deltamethrin) and fumigation equipment (thermal sprayers), in line with the SRCS procurement process, that was used in fumigation campaigns in 57 communities, 30 schools, 6 prisons and 57 branches.

Prevention actions in communities

Thirty-seven community cleaning supplies and tools were purchased through the National Society's procurement unit. SRCS volunteers delivered one kit per community, enabling 31,123 people to eliminate sites that could potentially become vector larvae breeding grounds (see Annex 7). The community cleaning kit was composed of the following items:

Community Cleaning Kits

20	Gallons of bleach
4	Rakes
1	15-meter hose
2	Flashlights
2	Pairs of batteries
10	Garden size bags (dozen)
4	Brooms
4	10-litre plastic bucket
4	Sponges
4	Pairs of rubber gloves
2	Wheelbarrows
2	Square-tipped shovels

With support from and in coordination with various community development associations, at least one clean-up and trash disposal campaign was conducted in the 37 targeted communities. It was estimated that these communities disposed of at least 35,275 kilograms of rubbish (see Annex 7).

Prevention actions in homes

Following household inspections and cleaning, SRCS volunteers applied larvicide in the house-by-house visits. As part of this operation, the National Society fumigated 7,731 houses in 57 communities in the targeted municipalities of San Salvador, Soyapango, Sonzacate, Ilopango, El Carmen and Usulután (see Annex 6). Added to these numbers, SRCS branches in Guazapa, San Vicente, Aguilares, Jiquilisco, Sentutepeque, Quezaltepeque, Cojutepeque, San José las Flores and Jucuapa fumigated 12,026 dwellings in the most-at-risk communities.

These cleaning supplies and tools were purchased through the National Society's procurement unit. In coordination with schools, 45 cleaning kits were delivered for 30 school benefitting 21,893 students to promote cleaning actions to eliminate potential breeding grounds (see Annex 8).

School Cleaning Kits

10	Gallons of bleach
4	Rakes
1	15-meter hose

2	Waste baskets
4	Garden size bags (dozen)
4	Brooms
4	10-litre plastic bucket
4	Sponges
4	Pairs of rubber gloves
1	Wheelbarrows
4	Shovel with handle for rubbish

Prevention actions in schools

The SRCS worked directly with 30 targeted schools in the municipalities of San Salvador, Soyapango, Sonzacate, Ilopango and El Carmen (see Annex 8). Thanks to the coordination of school directors, the SRCS conducted mosquito breeding site elimination and cleaning campaign in these 30 targeted schools, disposing of 7,777 kilograms of rubbish (see Annex 8).

Prevention actions in prisons

The SRCS, with the support and coordination from the International Committee of the Red Cross, delivered cleaning kits to 6 prisons (1 kit per prison). These kits benefitted 11,019 people and allowed them to eliminate potential vector breeding grounds (see Annex 9). The ICRC contributed to the purchase of 26 more cleaning kits to expand the scope of the prison cleaning campaign.

Prison authorities, following the guidance from the SRCS, implemented a cleaning campaign that disposed of approximately 3,910 kilogrammes of rubbish (see Annex 8). The following details the items contained in the prison cleaning kits:

Prison Cleaning Kits

5	Gallons of bleach
4	Rakes
2	15-meter hose
5	Waste baskets
10	Garden size bags (dozen)
4	Brooms
4	10-litre plastic bucket
4	Sponges
4	Pairs of rubber gloves
1	Wheelbarrows
4	Shovel with handle for rubbish

After having inspected, cleaned and eliminated mosquito breeding sites, every cell and cell block in the 6 targeted prisons were fumigated (see Annex 8).

Prevention actions in Salvadoran Red Cross Society branches

A total of 57 of the 60 Salvadorean Red Cross Society branches received cleaning kits to promote cleaning actions and campaigns to eliminate potential vector larvae breeding grounds within the local branch facilities (see Annex 10). These kits consisted of:

Red Cross Branch Cleaning Kits

10	Gallons of bleach
1	Rakes
1	15-metre hose
1	Flashlights
1	Pairs of batteries
2	Garden size bags (dozen)
1	Brooms
1	10-litre plastic bucket
2	Sponges
2	Pairs of rubber gloves
1	Wheelbarrows

Through coordination with branch directors and volunteers in the departments of Santa Ana, Ahuachapán, Sonsonate, Chalatenango, La Libertad, Cuscatlán, San Vicente, La Paz, San Salvador, Cabañas, Usulután, La Unión, Morazán and San Miguel, the SRCS cleaned and eliminated breeding grounds and fumigated the facilities (see Annex 10). Three branches were involved in a reorganization process so the planned prevention actions could not be implemented.

Challenges:

Beyond the increase of the vector during the course of the year, no major challenges existed to the sanitation actions undertaken by the National Society.

Contact information

For more information specifically related to this operation, please contact:

In El Salvador:

- Roy Venegas, disaster management and risk reduction national director for the Salvadorean Red Cross Society, phone: +503 778.72238, email: roy.venegas@cruzrojasal.org.sv

IFRC country coordination office for Guatemala and El Salvador

- Marissa Soberanis, country coordinator for Guatemala and El Salvador, phone: +502 5508-7026, email: marissa.soberanis@ifrc.org

In Panama:

- **IFRC regional office:** Carlos Inigo Barrena, disaster response and crisis and early recovery coordinator; telephone: +507 6679-3238, email: ci.barrena@ifrc.org

In Geneva:

- Christine South, quality assurance senior officer, phone: +41.22.730.4529, email: christine.south@ifrc.org

For Performance and Accountability (planning, monitoring, evaluation and reporting enquiries)

- **In IFRC regional office:** Priscila Gonzalez, planning, monitoring & reporting (PMR) coordinator, phone: +507 317 3050; email: priscila.gonzalez@ifrc.org

For Resource Mobilization and Pledges:

- **In IFRC regional office:** Ursula Araya, Coordinator, Relationship Management Unit, phone: +507 317 3050, email: Ursula.araya@ifrc.org

Click here.

1. [Click here to view the final financial report](#)
2. [Click here to return to the title page](#)

ANNEXES

Annex 1: Community Epidemiological Surveillance

Departments	Municipalities	Communities	Number of homes	Larval Indices	Larval Indices	Larval Indices	Larval Indices	Larval Indices
				Initial	1	2	3	4
San Salvador	San Salvador	San Luis 3	125	14%	25%	20%	23%	25%
		San José Obrero	80	14%	25%	20%	23%	22%
		Éxodo 29 De Octubre	69	14%	25%	20%	23%	22%
		Nueva San Luis	123	9%	25%	20%	23%	22%
		Reparto Monte Fresco	239	18%	13%	13%	26%	20%
		Colonia Bernal	300	14%	16%	6.60%	23%	19%
		15 De Septiembre Nor Pte	150	16%	22%	20%	20%	23.90%
		15 De Septiembre Oriente	175	16%	22%	20%	20%	31.70%
		María Campos	65	16%	22%	20%	20%	21.50%
		Gavidia	65	16%	16%	26.80%	12.50%	15%
		Calle Al Volcán	210	17%	22.20%	25%	33.00%	29.80%
		Monseñor Romero	85	15%	22%	22.20%	13%	12.80%
		Mano De León Oriente	250	50%	12.50%	27%	27%	25%
		Mano De León Poniente	260	50%	12.50%	27%	27%	24%
	Comunidad Chanmico	116	18%	18%	18%	20%	24%	
	Ilopango	Col. Santa Lucia	235	28.50%	16.60%	11.10%	14.40%	13.70%
		Jardines De Santa Lucia	126	33.30%	31.50%	28.3	14.40%	13%
		Residencial Altavista	667	38.90%	46.50%	50%	43.20%	40%
	Soyapango	Prados De Venecia 3	511	76%	56%	42.80%	40.50%	41.70%
		Comunidad Las Brisas	120	60%	13%	13%	13%	15%
		Comunidad Paraíso 1	200	60%	13%	13%	16%	15.20%
		Colonia Sierra Morena 1	600	60%	13%	13%	13%	15.20%

		Colonia Brisas Sector Escuela	45	60%	13%	13%	13%	14.80%
		Col. Brisas Poniente	250	60%	13%	13%	13%	14.80%
		Col. Las Carolinas	70	60%	13%	13%	13%	14.80%
Sonsonate	Sonzacate	Urb. El Sauce	400	8%	6%	6%	7%	6.80%
		San Miguelito	200	12%	8%	8%	6%	7%
		Montevideo	300	10%	6%	6%	6%	7%
		La Escuelita	72	6%	4%	4%	4%	5.50%
		Las Marias	150	6%	4%	4%	4%	5.50%
		Los Tepas	58	5%	5%	5%	4%	4.80%
		El Tempisque	79	5%	4%	4%	4%	5%
		Los Aguilares	23	5%	4%	4%	4%	5%
Cuscatlán	El Carmen	Cantón La Paz	131	10%	6.15%	5.38%	5.42%	7.20%
		Cantón San Antonio	250	8.54%	7.81%	4.39%	10.16%	13%
		Cantón El Carmen	150	13.08%	8.28%	7.35%	4.42%	6.20%
		Cantón Santa Lucia	150	6.52%	8.40%	7.80%	5.16%	5%
	Bajo Lempa	El Desprecio	57	10%	0%	0%	0%	0%
		La Canoita	57	40%	0%	0%	0%	0%
		Los Cáliz	57	40%	0%	0%	0%	0%
		Las Mesitas	60	45.45%	0%	0%	0%	9.00%
		Amando López	31	40%	0%	0%	0%	0%
		Octavio Ortiz	29	40%	0%	0%	0%	10%
		La Chacastera	31	50%	0%	0%	0%	0%
		El Presidio liberado	30	30%	0%	0%	0%	0%
		El Marillo 1	23	50%	0%	0%	0%	20%
		El Marillo 2	23	90%	0%	0%	0%	20%
		La Casona	23	50%	0%	0%	0%	15%
		El Ángel	23	32%	0%	0%	0%	10%
		Montemar	23	10%	0%	0%	0%	5%
		Las Arañas	23	45%	0%	0%	0%	35%
		La Plancha	27	100%	0%	0%	0%	33%
		San Martín	23	100%	0%	0%	0%	20%
		14 de Abril	23	15%	0%	0%	0%	0%
El Convento	23	50%	0%	0%	0%	20%		
Babilonia	23	9.52%	0%	0%	0%	0%		

		Los Lotes	23	22%	0%	0%	0%	3%
		Total	7,731					

Annex 2: Community chikungunya prevention workshops for volunteers and health promoters

Departments	Municipalities	Communities	Number of people
San Salvador	San Salvador	San Luis 3	20
		San José Obrero	20
		Éxodo 29 De Octubre	20
		Nueva San Luis	20
		Reparto Monte Fresco	20
		Colonia Bernal	20
		15 De Septiembre Nor Pte	20
		15 De Septiembre Oriente	20
		María Campos	20
		Gavidia	20
		Calle Al Volcán	20
		Monseñor Romero	20
		Mano De León Oriente	20
		Mano De León Poniente	20
	Comunidad Chanmico	20	
	Ilopango	Col. Santa Lucia	20
		Jardines De Santa Lucia	20
		Residencial Altavista	20
	Soyapango	Prados De Venecia 3	15
		Comunidad Las Brisas	10
Comunidad Paraíso 1		10	
Colonia Sierra Morena 1		15	

		Colonia Brisas Sector Escuela	10
		Col. Brisas Poniente	10
		Col. Las Carolinas	10
Sonsonate	Sonzacate	Urb. El Sauce	14
		San Miguelito	14
		Montevideo	14
		La Escuelita	13
		Las Marías	14
		Los Tepas	14
		El Tempisque	14
		Los Aguilares	13
Cuscatlán	El Carmen	Cantón La Paz	27
		Cantón San Antonio	29
		Cantón El Carmen	27
		Cantón Santa Lucia	27
Usulután	El Bajo Lempa	El Desprecio	6
		La Canoita	7
		Los Cálix	6
		Las Mesitas	7
		Amando López	6
		Octavio Ortiz	7
		La Chacastera	6
		El Presidio liberado	7
		El Marillo 1	6
		El Marillo 2	7
		La Casona	6
		El Ángel	7
		Montemar	6
		Las Arañas	7
		La Plancha	6
		San Martín	7
		14 de Abril	7
		El Convento	6
		Babilonia	7
		Los Lotes	6
Total			790

Annex 3: Workshops on chikungunya for responders (ambulance service)

Departments	Branches	Volunteers
Sonsonate	Sonsonate	28
	Izalco	4
	San Isidro	1
	Acajutla	6
	Juayua	5
	Armenia	2
	Nahuizalco	4
Ahuachapan	Ahuachapán	7
	Atiquizaya	10
	Concepción De Ataco	8
	Tacuba	9
Santa Ana	Santa Ana	20
	Metapan	8
	Chalchuapa	9
	Coatepeque	11
	Texistepeque	8
La Libertad	Santa Tecla	3
Cuscatlán	Cojutepeque	52
Cabañas	Sensuntepeque	8
	Ilobasco	4
San Salvador	San Salvador	45
	Agua Caliente	5
	Guazapa	5
	San José Las Flores	5
	Apopa	4
La Paz	Zacatecoluca	8
Usulután	Usulután	8
	Jiquilisco	17
	Jucuapa	6
	Mercedes Umaña	5
	Berlin	5
San Vicente	San Vicente	6
	San Lorenzo	5
San Miguel	San Miguel	26
	Chinameca	9
	Ciudad Barrios	4
La Union	La Unión	15
	Santa Rosa De Lima	8
	Intipuca	7
Morazán	San Francisco Gotera	3
Total		403

Annex 4: Distribution of informational materials

Activity	Location	Number of leaflets	Number of brochures	Number of posters
Dissemination campaigns	Shopping centre Plaza Mundo, Soyapango	9,200	4,750	2,500
Dissemination campaigns	Shopping centre Metrocentro, Sonsonate	1,000	4,000	1,500
Dissemination campaigns	Don Rúa fairgrounds	7,200	5,500	4,000
Dissemination campaigns	Public parks: Gerardo Barrios, downtown San Salvador	1,500	4,780	2,240
Dissemination campaigns	Public parks: Rafael Cabrera, Cojutepeque	2,350	4,720	2,000
Dissemination campaigns	Public parks: Jiquilisco	500	500	260
Distribution to branches	Entire country	4,400	44,000	29,000
Cantón La Paz y Centro Escolar Rafael Barraza,	El Carmen, Cuscatlán	50	500	471
Educational workshops	San Salvador, Cuscatlán, Sonsonate	1,650	250	197
Dissemination campaigns in San Antonio Abad UCSF	San Salvador	825	2,600	2,940
Communities	Soyapango, Ilopango, Cuscatlán, Sonsonate	1,210	2,400	4,312
Schools	San Salvador	115	1,000	580
Total		30,000	75,000	50,000

Annex 5: Dissemination of prevention information in media outlets

Name of media outlet	Date	Topic
La Prensa Grafica	Sunday, 24 August	Training leaders in dengue prevention
	Thursday, 7 August	Red Cross fights dengue and chikungunya
	Monday, 28 July	Campaign against dengue y chikungunya
	Thursday, 3 July	Rescuers joint fight against dengue
	Monday, 7 July	Today ends the day-long programme against dengue and chikungunya
	Sunday, 29 June	Red Cross fumigates in Montreal Mejicanos neighbourhood
El Diario de Hoy	Monday, 25 August	Paid ad
Más! (television)	Monday, 1 September	Equipment distributed to fight dengue
	Monday, 7 July	Fogging out the mosquito
Mi Chero (television)	Wednesday, 17 September	Fumigation in communities with chikungunya cases
	Friday, July 25	Red Cross will take action against dengue and chikungunya
Co Latino (television)	Monday, 1 September	Red Cross distributes cleaning equipment to eradicate mosquito breeding grounds
	Friday, 25 July	Red Cross intensifies dengue and chikungunya eradication campaign
	Tuesday, 8 July	The struggle against dengue continues

Interviews with SRCS members

Date	Media outlets
Wednesday, 30 July	Channel 33, "Tu día con voz" programme
Wednesday, 30 July	Channel 8, "Buenos días, familia" programme
Wednesday, 30 July	Channel 10, "Frecuencia 12-25" programme
Thursday, 31 July	Channel 10, "Tu Mañana" programme
Friday, 1 August	Channels 2 and 4, "Viva la Mañana" programme
Friday, 1 August	Channel 8, "Buenos días, familia" programme
Friday, 1 August	Channel 33, "Aló" programme
Sunday, 3 August	Channel 21, "El sótano" programme
Monday, 4 August	Channel 2, "TCS" programme
Wednesday, 13 August	Channel 21, "El Sótano" programme
Thursday, 14 August	Channels 2 and 4, "Viva la Mañana" programme
Monday, 1 September	Channels 10 and 21
Thursday, 25 September	Reuters International Agency
Thursday, 25 September	TV-UTEC
Friday, 26 September	Channel 33 "De mujer a mujer" programme

Annex 6: Prevention actions in communities

Departments	Municipalities	Communities	People reached	Number of communities	Homes fumigated
San Salvador	San Salvador	San Luis 3	475	1	125
		San José Obrero	304	1	80
		Éxodo 29 De Octubre	262	1	69
		Nueva San Luis	467	1	123
		Reparto Monte Fresco	1,140	1	239
		Colonia Bernal	1,140	1	300
		15 De Septiembre Nor Pte	570	1	150
		15 De Septiembre Oriente	665	1	175
		María Campos	247	1	65
		Gavidia	247	1	65
		Calle Al Volcán	798	1	210
		Monseñor Romero	523	1	85
		Mano De León Oriente	876	1	250
		Mano De León Poniente	1,062	1	260
		Comunidad Chanmico	400	1	116
	Ilopango	Col. Santa Lucia	1,645	1	235
		Jardines De Santa Lucia	505	1	126
		Residencial Altavista	3,335	1	667
	Soyapango	Prados De Venecia 3	2,590	1	511
		Comunidad Las Brisas	600	1	120
		Comunidad Paraíso 1	1,000	1	200
		Colonia Sierra Morena 1	3,000	1	600
Colonia Brisas Sector		225	1	45	
Col. Brisas Poniente		1,000	1	250	
Col. Las Carolinas		350	1	70	
Sonsonate	Sonzacate	Urb. El Sauce	655	1	400
		San Miguelito	1,250	1	200
		Montevideo	750	1	300
		La Escuelita	750	1	72
		Las Marías	1,504	1	150

		Los Tepas	521	1	58
		El Tempisque	582	1	79
		Los Aguilares	358	1	23
Cuscatlán	El Carmen	Cantón La Paz	637	1	131
		Cantón San Antonio	246	1	250
		Cantón El Carmen	339	1	150
		Cantón Santa Lucia	105	1	150
Usulután	Bajo Lempa	El Desprecio	285	1	57
		La Canoita	285	1	57
		Los Cáliz	285	1	57
		Las Mesitas	300	1	60
		Amando López	155	1	31
		Octavio Ortiz	145	1	29
		La Chacastera	155	1	31
		El Presidio liberado	150	1	30
		El Marillo 1	115	1	23
		El Marillo 2	115	1	23
		La Casona	115	1	23
		El Ángel	115	1	23
		Montemar	115	1	23
		Las Arañas	115	1	23
		La Plancha	135	1	27
		San Martín	115	1	23
		14 de Abril	115	1	23
		El Convento	115	1	23
		Babilonia	115	1	23
		Los Lotes	115	1	23
Total			34,283	57	7,731

Annex 7: Prevention interventions in communities

Departments	Municipalities	Communities	People reached	Community cleaning kits	Clean-up and rubbish disposal campaign (in kilograms)
San Salvador	San Salvador	San Luis 3	475	1	916
		San José Obrero	304	1	586
		Éxodo 29 De Octubre	262	1	505
		Nueva San Luis	467	1	901
		Reparto Monte Fresco	1,140	1	2,200
		Colonia Bernal	1,140	1	2,200
		15 De Septiembre Nor Pte	570	1	1,100
		15 De Septiembre Oriente	665	1	1,283
		María Campos	247	1	477
		Gavidia	247	1	477
		Calle Al Volcán	798	1	1,540
		Monseñor Romero	523	1	1,009
		Mano De León Oriente	876	1	1,690
		Mano De León Poniente	1,062	1	2,000
		Comunidad Chanmico	400	1	772
	Ilopango	Col. Santa Lucia	1,645	1	2,187
		Jardines De Santa Lucia	505	1	671
		Residencial Altavista	3,335	1	4,435
	Soyapango	Prados De Venecia 3	2,590	1	1,657
		Comunidad Las Brisas	600	1	384
Comunidad Paraíso 1		1,000	1	640	
Colonia Sierra Morena 1		3,000	1	1,920	
		Colonia Brisas Sector	225	1	144

		Col. Brisas Poniente	1,000	1	640
		Col. Las Carolinas	350	1	224
Sonsonate	Sonzacate	Urb. El Sauce	655	1	1,067
		San Miguelito	1,250	1	370
		Montevideo	750	1	413
		La Escuelita	750	1	254
		Las Marías	1,504	1	452
		Los Tepas	521	1	175
		El Tempisque	582	1	241
		Los Aguilares	358	1	75
		Cuscatlán	El Carmen	Cantón La Paz	637
Cantón San Antonio	246			1	613
Cantón El Carmen	339			1	368
Cantón Santa Lucia	105			1	368
Total			31,123	37	35,275

Annex 8: Prevention actions in schools

Departments	Municipalities	Schools	Students reached	Cleaning kits		Clean-up and waste disposal campaign (Kg)	School fumigation	
				1 st	2 nd		1 st	2 nd
San Salvador	San Salvador	Instituto Nacional Albert Camus.	1,069	1	1	374	1	1
		C. E. General Francisco Morazán.	1,149	1	1	402	1	1
		C.E. San Antonio Abad.	707	1	1	247	1	1
		C. E. Juana López.	1,059	1	1	370	1	1
		C. E. Col. Bernal, Cton. San Antonio Abad.	218	1	1	76	1	1
		C. E. República de Nicaragua.	605	1	1	212	1	1
		C. E. Colonia Santa Lucia.	146	1	1	51	1	1
		C. E. Miguel Pinto. Col. Libertad	943	1	1	330	1	1
		C. E. España.	1,241	1	1	434	1	1
		C. E. Fernando Llord.	336	1	1	235	1	1
		C. E. Caserío El Guayabo Cton. San Isidro Los Planes.	68	1	1	24	1	1
		C. E. General Ramón Belloso.	576	1	1	201	1	1
		C. E. El Retiro.	768	1	1	269	1	1
		C. E. San Simón.	845	1	1	296	1	1
		C. E. San Ramón.	1,456	1	1	510	1	1
	Soyapango	C. E. República de Corea.	1,222	1	0	465	1	0
		C. E. Colonia Las Brisas.	761	1	0	365	1	0
	Ilopango	C. E. San Bartolo Norte.	1,329	1	0	428	1	0
C. E. República de Venezuela.		1,044	1	0	266	1	0	
Sonsonate	Sonzacate	C.E. Lic. Alfredo Cristiani.	924	1	0	154	1	0
		C. E. Cantón El Almendro	972	1	0	201	1	0

		C. E. Urb. El Sauce	439	1	0	269	1	0
		C.E. Dr. Humberto Romero Albergue Primaria a Bachillerato	575	1	0	270	1	0
		C.E. Francois Mitterrand	769	1	0	59	1	0
		C.E. Col. La Ponderosa	772	1	0	163	1	0
		Escuela Parvularia Dr. Humberto Romero Albergue	169	1	0	88	1	0
		C. E. Maria Lidia de Mendoza	467	1	0	154	1	0
		INSO	250	1	0	201	1	0
Cuscatlán	El Carmen	Centro Escolar "Angelina Ángel Panameño"	439	1	0	323	1	0
		Centro Escolar "Rafael Barráza Rodríguez"	575	1	0	340	1	0
Total			21,893	30	15	7,777	30	15

Annex 9: Prevention actions in prisons

Department	Municipality	Name of prison	People reached	Cleaning kits	Clean-up and waste disposal campaign (in kilograms)	Fumigation campaign
San Salvador	Ilopango	Ilopango	5,183	1	660	1
	San Salvador	Esperanza	1,886	1	1,814	1
Sonsonate	Sonsonate	Sonsonate	1,099	1	267	1
		Izalco	764	1	678	1
		Granja	1,936	1	106	1
Cuscatlán	Cojutepeque	Cojutepeque	151	1	385	1
Total			11,019	6	3,910	6

Annex 10: Prevention actions in SRCS branches

Departments	Municipalities	Branches	Number of kits
Santa Ana	Santa Ana	Santa Ana	1
	Chalchuapa	Chalchuapa	1
	Coatepeque	Coatepeque	1
Ahuachapán	Ahuachapán	Ahuachapán	1
	Apaneca	Apaneca	1
	Atiquizaya	Atiquizaya	1
	Concepción De Ataco	Concepción De Ataco	1
	Tacuba	Tacuba	1
Sonsonate	Sonsonate	Sonsonate	1
	Juayua	Juayua	1
	Armenia	Armenia	1
	Izalco	Izalco	1

	Nahuizalco	Nahuizalco	1
Chalatenango	Chalatenango	Chalatenango	1
	Nueva Concepción	Nueva Concepción	1
La Libertad	La Libertad	La Libertad	1
	Santa Tecla	Santa Tecla	1
	Ciudad Arce	Ciudad Arce	1
	Colón	Lourdes Colon	1
	San Pablo Tacachico	San Pablo Tacachico	1
	Quezaltepeque	Quezaltepeque	1
	Tamanique	Tamanique	1
	Tepecoyo	Tepecoyo	1
	San Juan Opico	San Juan Opico	1
Cuscatlán	Cojutepeque	Cojutepeque	1
San Vicente	San Vicente	San Vicente	1
	San Lorenzo	San Lorenzo	1
	San Sebastián	San Sebastián	1
La Paz	Zacatecoluca	Zacatecoluca	1
San Salvador	San Salvador	San Salvador	1
	Tonacatepeque	Tonacatepeque	1
	Tonacatepeque	San José Las Flores	1
	Guazapa	Guazapa	1
	Apopa	Apopa	1
	Soyapango	Agua Caliente	1
	Soyapango	Santa Lucia	1
	Aguilares	Aguilares	1
Cabañas	Sensuntepeque	Sensuntepeque	1
	Ilobasco	Ilobasco	1
Usulután	Usulután	Usulután	1
	Berlín	Berlín	1
	Mercedes Umaña	Mercedes Umaña	1
	Jucuapa	Jucuapa	1
	Jiquilisco	Jiquilisco	1
	Santiago De María	Santiago De María	1
La Unión	La Unión	La Unión	1
Morazan	San Francisco Gotera	Morazán	1
San Miguel	San Miguel	San Miguel	1
Total			48

Annex 11: Fumigation campaign in SRCS branches

Department	Municipality	Branch	Fumigation campaign
Santa Ana	Santa Ana	Santa Ana	1
	Metapan	Metapan	1

	Candelaria La Frontera	Candelaria La Frontera	1
	Chalchuapa	Chalchuapa	1
	Coatepeque	Coatepeque	1
	Texistepeque	Texistepeque	1
Ahuachapan	Ahuachapán	Ahuachapán	1
	Apaneca	Apaneca	1
	Atiquizaya	Atiquizaya	1
	Concepción De Ataco	Concepción De Ataco	1
	Tacuba	Tacuba	1
Sonsonate	Sonsonate	Sonsonate	1
	Juayua	Juayua	1
	Armenia	Armenia	1
	Izalco	Izalco	1
	San Isidro	San Isidro	1
	Nahuizalco	Nahuizalco	1
	Acajutla	Acajutla	1
Chalatenango	Chalatenango	Chalatenango	1
	Nueva Concepción	Nueva Concepción	1
La Libertad	La Libertad	La Libertad	1
	Santa Tecla	Santa Tecla	1
	Ciudad Arce	Ciudad Arce	1
	Colon	Lourdes Colon	1
	Quezaltepeque	Quezaltepeque	1
	San Pablo Tacachico	San Pablo Tacachico	1
	Tamanique	Tamanique	1
	Tepecoyo	Tepecoyo	1
	San Juan Opico	San Juan Opico	1
Cuscatlán	Cojutepeque	Cojutepeque	1
San Vicente	San Vicente	San Vicente	1
	San Lorenzo	San Lorenzo	1
	San Sebastian	San Sebastian	1
La Paz	Zacatecoluca	Zacatecoluca	1
San Salvador	San Salvador	San Salvador	1
	Tonacatepeque	Tonacatepeque	1
	Tonacatepeque	San José Las Flores	1
	Guazapa	Guazapa	1
	Apopa	Apopa	1
	Soyapango	Agua Caliente	1
	Soyapango	Santa Lucia	1
	Aguilares	Aguilares	1
Cabañas	Sensuntepeque	Sensuntepeque	1
	Ilobasco	Ilobasco	1
Usulután	Usulután	Usulután	1
	Berlín	Berlín	1
	Mercedes Umaña	Mercedes Umaña	1

	Jucuapa	Jucuapa	1
	Jiquilisco	Jiquilisco	1
	Santiago De María	Santiago De María	1
La Union	La Unión	La Unión	1
	Intipuca	Intipuca	1
	Santa Rosa De Lima	Santa Rosa De Lima	1
Morazan	San Francisco Gotera	Morazán	1
San Miguel	San Miguel	San Miguel	1
	Ciudad Barrios	Ciudad Barrios	1
	Chinameca	Chinameca	1
Total			57

Disaster Response Financial Report

MDRSV007 - El Salvador - Outbreak Chikungunya

Timeframe: 02 Jul 14 to 02 Nov 14

Appeal Launch Date: 02 Jul 14

Final Report

Selected Parameters

Reporting Timeframe	2014/7-2015/5	Programme	MDRSV007
Budget Timeframe	2014/7-11	Budget	APPROVED
Split by funding source	Y	Project	*
Subsector:	*		

All figures are in Swiss Francs (CHF)

I. Funding

	Raise humanitarian standards	Grow RC/RC services for vulnerable people	Strengthen RC/RC contribution to development	Heighten influence and support for RC/RC work	Joint working and accountability	TOTAL	Deferred Income
A. Budget		167,572				167,572	
B. Opening Balance							
Income							
<u>Other Income</u>							
<i>DREF Allocations</i>		167,572				167,572	
C4. Other Income		167,572				167,572	
C. Total Income = SUM(C1..C4)		167,572				167,572	
D. Total Funding = B + C		167,572				167,572	

* Funding source data based on information provided by the donor

II. Movement of Funds

	Raise humanitarian standards	Grow RC/RC services for vulnerable people	Strengthen RC/RC contribution to development	Heighten influence and support for RC/RC work	Joint working and accountability	TOTAL	Deferred Income
B. Opening Balance							
C. Income		167,572				167,572	
E. Expenditure		-146,200				-146,200	
F. Closing Balance = (B + C + E)		21,372				21,372	

Disaster Response Financial Report

MDRSV007 - El Salvador - Outbreak Chikungunya

Timeframe: 02 Jul 14 to 02 Nov 14

Appeal Launch Date: 02 Jul 14

Final Report

Selected Parameters

Reporting Timeframe	2014/7-2015/5	Programme	MDRSV007
Budget Timeframe	2014/7-11	Budget	APPROVED
Split by funding source	Y	Project	*
Subsector:	*		

All figures are in Swiss Francs (CHF)

III. Expenditure

Account Groups	Budget	Expenditure					TOTAL	Variance
		Raise humanitarian standards	Grow RC/RC services for vulnerable people	Strengthen RC/RC contribution to development	Heighten influence and support for RC/RC work	Joint working and accountability		
	A					B	A - B	
BUDGET (C)			167,572			167,572		
Relief items, Construction, Supplies								
Food			-9			-9	9	
Water, Sanitation & Hygiene	24,950		32,988			32,988	-8,038	
Teaching Materials	46,304		38,306			38,306	7,999	
Total Relief items, Construction, Sup	71,254		71,285			71,285	-30	
Logistics, Transport & Storage								
Transport & Vehicles Costs	14,028		10,856			10,856	3,172	
Total Logistics, Transport & Storage	14,028		10,856			10,856	3,172	
Personnel								
International Staff	4,994		4,893			4,893	100	
National Society Staff	10,496		9,918			9,918	578	
Volunteers	2,724		1,797			1,797	927	
Other Staff Benefits	3,160		3,379			3,379	-219	
Total Personnel	21,373		19,987			19,987	1,386	
Workshops & Training								
Workshops & Training	16,343		4,591			4,591	11,752	
Total Workshops & Training	16,343		4,591			4,591	11,752	
General Expenditure								
Travel	4,086		1,079			1,079	3,007	
Information & Public Relations	25,604		30,051			30,051	-4,447	
Office Costs	1,907		2,728			2,728	-822	
Communications	2,025		1,459			1,459	566	
Financial Charges	726		-4,757			-4,757	5,484	
Total General Expenditure	34,347		30,560			30,560	3,787	
Indirect Costs								
Programme & Services Support Recove	10,227		8,923			8,923	1,304	
Total Indirect Costs	10,227		8,923			8,923	1,304	
TOTAL EXPENDITURE (D)	167,572		146,200			146,200	21,371	
VARIANCE (C - D)			21,371			21,371		

Disaster Response Financial Report

MDRSV007 - El Salvador - Outbreak Chikungunya

Timeframe: 02 Jul 14 to 02 Nov 14

Appeal Launch Date: 02 Jul 14

Final Report

Selected Parameters

Reporting Timeframe	2014/7-2015/5	Programme	MDRSV007
Budget Timeframe	2014/7-11	Budget	APPROVED
Split by funding source	Y	Project	*
Subsector:	*		

All figures are in Swiss Francs (CHF)

IV. Breakdown by subsector

Business Line / Sub-sector	Budget	Opening Balance	Income	Funding	Expenditure	Closing Balance	Deferred Income
BL2 - Grow RC/RC services for vulnerable people							
Disaster response	167,572		167,572	167,572	146,200	21,372	
Subtotal BL2	167,572		167,572	167,572	146,200	21,372	
GRAND TOTAL	167,572		167,572	167,572	146,200	21,372	